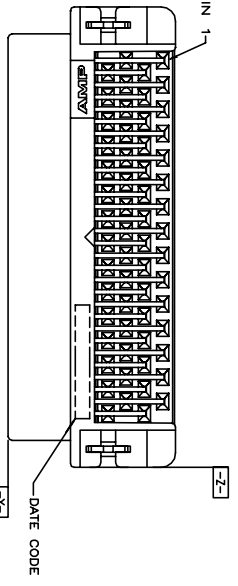
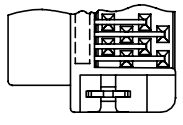


REVISIONS

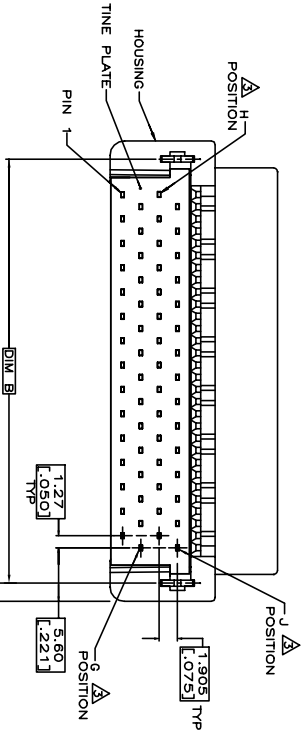
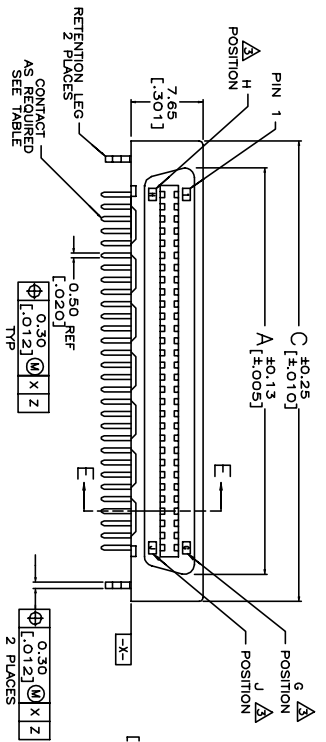
P	LTR	DESCRIPTION	DATE	DMN	APVD
G2		ADDED NEW DASH NO.5-4 PER NEW REQUEST	26APR2021	SH	SZ



FOR 40,60,68,80,100,120,
140,160,180,200 POSITIONS ONLY

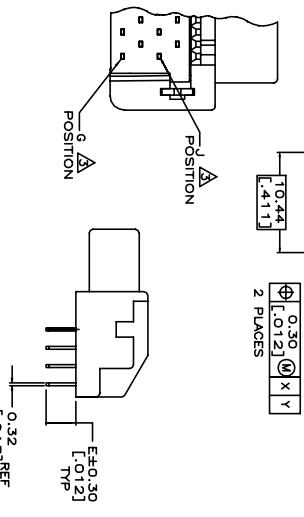


FOR 50, AND 130
POSITIONS ONLY



- NOTE:
- MATERIAL: HOUSING: LIQUID CRYSTAL POLYMER (LCP), UL 94V-0, BLACK COLOR. CONTACTS: PHOSPHOR BRONZE. BOARDLOCKS: BRASS.
 - FINISH: CONTACTS: (SEE TABLE) GOLD PLATED ON CONTACT AREA, 3.81um [150u"] MIN. MATTE-TIN ON SOLDERTAIL, OVER 1.27um [50m"] MIN. NICKEL UNDERPLATED. BOARDLOCKS: 3.81um [150u"] MIN. TIN-CU OVER 1.27um [50m"] MIN. UNDERPLATED.
- G, J, AND H INDICATES NUMBER OF POSITION MARKED ON ASSEMBLY. ALSO SEE TABLE.
- CONNECTOR SOLDER TAILS WILL ACCOMMODATE PRINTED CIRCUIT BOARD THICKNESS OF 0.80 TO 1.60 [0.31 TO 0.63].
- BOARDLOCKS NOT PRESENT.
6. WAVE SOLDER CAPABLE TO 265°C PER TEST SPEC.
- 109-202, CONDITION B.
- 0.762um [30u"] MIN. PALLADIUM-NICKEL PLATED.
- 0.762um [30u"] MIN. PALLADIUM-NICKEL PLATED.
- OBsolete

WITHOUT RETENTION LEG



POS.	PART NUMBER	GOLD PLATED	A	B	C	D	E	NOTES
40	1734037-4	Δ	20	40	21	25.83	[1.017]	31.53
60	1734037-6	Δ	30	60	31	48.03	[1.891]	44.23
80	1734037-2	Δ	40	80	41	51.23	[2.017]	56.93
100	1734037-1	Δ	50	100	51	63.93	[2.517]	69.63
120	1734037-8	Δ	60	120	61	76.63	[3.017]	82.33
140	1734037-4	Δ	70	140	71	89.33	[3.517]	95.03
160	1734037-6	Δ	80	160	81	102.03	[4.017]	107.73
180	1734037-8	Δ	90	180	91	114.73	[4.517]	120.43
200	1734037-4	Δ	100	200	101	127.43	[5.017]	133.13
220	1734037-6	Δ	110	220	111	140.13	[5.517]	145.83
240	1734037-8	Δ	120	240	121	152.83	[6.017]	158.53
260	1734037-4	Δ	130	260	131	165.53	[6.517]	171.23
280	1734037-6	Δ	140	280	141	178.23	[7.017]	183.93
300	1734037-8	Δ	150	300	151	190.93	[7.517]	196.63
320	1734037-4	Δ	160	320	161	203.63	[8.017]	209.33
340	1734037-6	Δ	170	340	171	216.33	[8.517]	222.03
360	1734037-8	Δ	180	360	181	229.03	[9.017]	234.73
380	1734037-4	Δ	190	380	191	241.73	[9.517]	247.43
400	1734037-6	Δ	200	400	201	254.43	[10.017]	260.13
420	1734037-8	Δ	210	420	211	267.13	[10.517]	272.83
440	1734037-4	Δ	220	440	221	279.83	[11.017]	285.53
460	1734037-6	Δ	230	460	231	292.53	[11.517]	298.23
480	1734037-8	Δ	240	480	241	305.23	[12.017]	310.93
500	1734037-4	Δ	250	500	251	317.93	[12.517]	323.63
520	1734037-6	Δ	260	520	261	330.63	[13.017]	336.33
540	1734037-8	Δ	270	540	271	343.33	[13.517]	349.03
560	1734037-4	Δ	280	560	281	356.03	[14.017]	361.73
580	1734037-6	Δ	290	580	291	368.73	[14.517]	374.43
600	1734037-8	Δ	300	600	301	381.43	[15.017]	387.13
620	1734037-4	Δ	310	620	311	394.13	[15.517]	399.83
640	1734037-6	Δ	320	640	321	406.83	[16.017]	412.53
660	1734037-8	Δ	330	660	331	419.53	[16.517]	425.23
680	1734037-4	Δ	340	680	341	432.23	[17.017]	437.93
700	1734037-6	Δ	350	700	351	444.93	[17.517]	450.63
720	1734037-8	Δ	360	720	361	457.63	[18.017]	463.33
740	1734037-4	Δ	370	740	371	470.33	[18.517]	476.03
760	1734037-6	Δ	380	760	381	483.03	[19.017]	488.73
780	1734037-8	Δ	390	780	391	495.73	[19.517]	501.43
800	1734037-4	Δ	400	800	401	508.43	[20.017]	514.13
820	1734037-6	Δ	410	820	411	521.13	[20.517]	526.83
840	1734037-8	Δ	420	840	421	533.83	[21.017]	539.53
860	1734037-4	Δ	430	860	431	546.53	[21.517]	552.23
880	1734037-6	Δ	440	880	441	559.23	[22.017]	564.93
900	1734037-8	Δ	450	900	451	571.93	[22.517]	577.63
920	1734037-4	Δ	460	920	461	584.63	[23.017]	590.33
940	1734037-6	Δ	470	940	471	597.33	[23.517]	603.03
960	1734037-8	Δ	480	960	481	610.03	[24.017]	615.73
980	1734037-4	Δ	490	980	491	622.73	[24.517]	628.43
1000	1734037-6	Δ	500	1000	501	635.43	[25.017]	641.13

TE Connectivity Ltd.

RECEPTACLE ASSEMBLY, R/A,
BTB, CHAMP.050, SERIES I

THIS DRAWING IS A CONTROLLED DOCUMENT.

DIMENSIONS:	TOLERANCES UNLESS OTHERWISE SPECIFIED:
mm	±
0 PIG	±0.3
1 PIG	±0.2
2 PIG	±0.2
3 PIG	±0.2
4 PIG	±0.2
5 PIG	±0.2
FINISH	±0.3

APVD: S. CHIEN
CHK: F. YANG
DATE: 31MAR2009

APVD: W. KODAMA
CHK: S. CHIEN
DATE: 31MAR2009

PRODUCT SPEC: 108-57876

APPLICATION SPEC: A3 00779

WEIGHT: 1734037

SIZE	QAGE CODE	DRAWING NO	RESTRICTED
A3	00779	1734037	NO

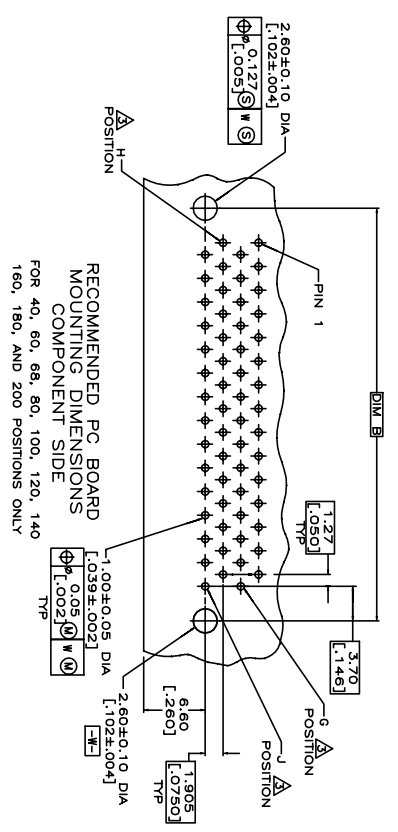
CUSTOMER DRAWING

SCALE: 1 OF 4

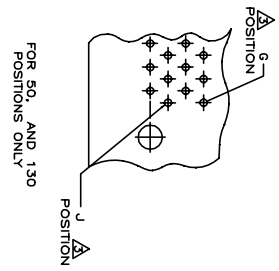
SHEET: 1

REV: G2

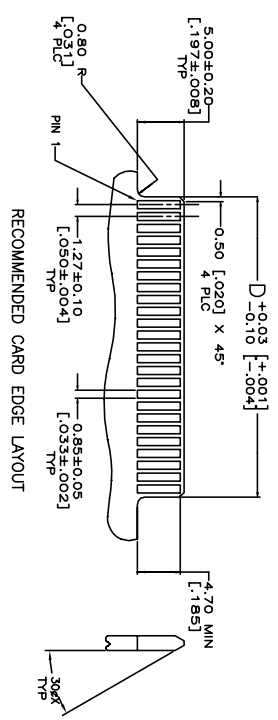
REVISIONS			
P	LTR	DESCRIPTION	DATE
-	-	SEE SHEET 1	-



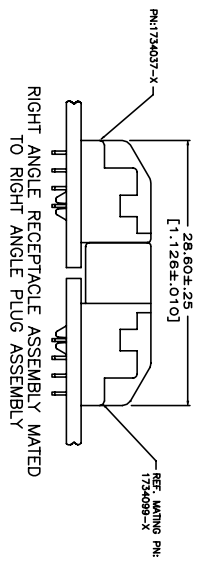
RECOMMENDED PC BOARD MOUNTING DIMENSIONS COMPONENT SIDE FOR 40, 60, 68, 80, 100, 120, 140, 160, 180, AND 200 POSITIONS ONLY



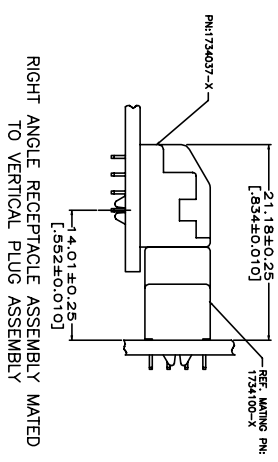
FOR 50, AND 130 POSITIONS ONLY



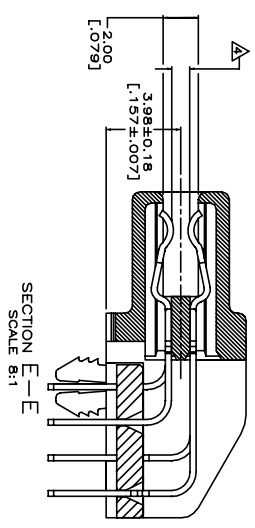
RECOMMENDED CARD EDGE LAYOUT



RIGHT ANGLE RECEPTACLE ASSEMBLY MATED TO RIGHT ANGLE PLUG ASSEMBLY



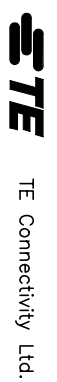
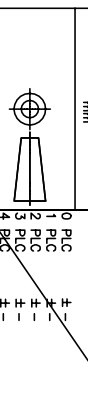
RIGHT ANGLE RECEPTACLE ASSEMBLY MATED TO VERTICAL PLUG ASSEMBLY



SECTION E-E SCALE 8:1

THIS DRAWING IS A CONTROLLED DOCUMENT.

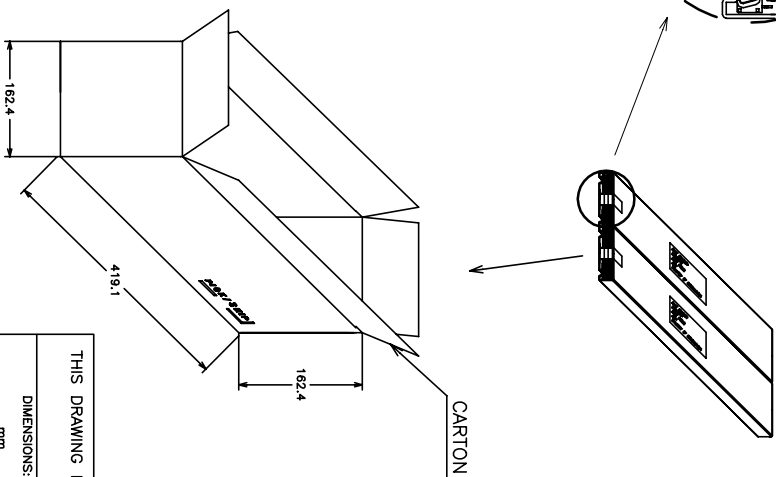
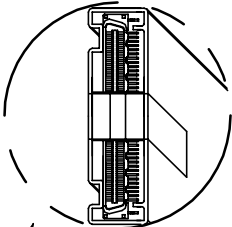
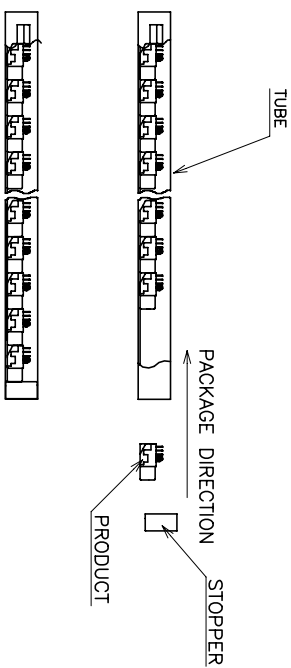
DIMENSIONS:	TOLERANCES UNLESS OTHERWISE SPECIFIED:
mm	0 P/C ±
	1 P/C ±
	2 P/C ±
	3 P/C ±
	4 P/C ±
	ANGLES ±
	FINISH ±



TE Connectivity Ltd.
RECEPTACLE ASSEMBLY, R/A,
BTB, CHAMP.050, SERIES I

APVD	CHK	DMN	NAME	SIZE	QAGE CODE	DRAWING NO	RESTRICTED
-	-	-	RECEPTACLE ASSEMBLY, R/A, BTB, CHAMP.050, SERIES I	A3	00779	1734037	70
PRODUCT SPEC	APPLICATION SPEC	WEIGHT	CUSTOMER DRAWING	SCALE	SHEET	2 OF 4	REV
-	-	-	-	-	-	-	G2

REVISIONS				
P	LTR	DESCRIPTION	DATE	APVD
-	-	SEE SHEET 1	-	-



POS.	QTY/ TUBE	TUBE/ BOX	QTY/ BOX	N/W (KG)	G/W (KG)	PART NUMBER
						6-1734037-2
						4-1734037-2
						2-1734037-2
						1734037-2
						5-1734037-0
						3-1734037-0
						1-1734037-0
						4-1734037-1
						2-1734037-1
						1734037-1

Ⓢ OBSOLETE

THIS DRAWING IS A CONTROLLED DOCUMENT.

DIMENSIONS: mm



TOLERANCES UNLESS OTHERWISE SPECIFIED:	FINISH
0 P/C	±
1 P/C	±
2 P/C	±
3 P/C	±
4 P/C	±
ANGLES	±

DWG	CHK	APVD	PRODUCT SPEC	APPLICATION SPEC	WEIGHT	CUSTOMER DRAWING
-	-	-	-	-	-	-

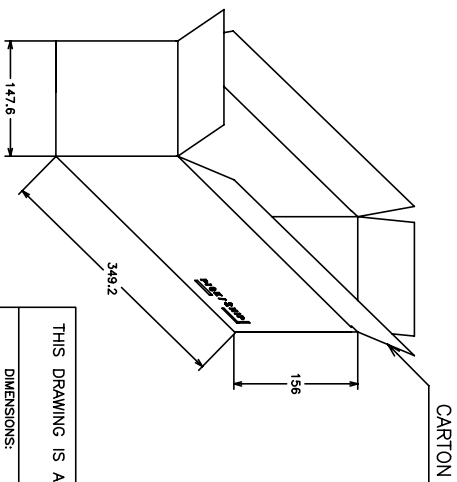
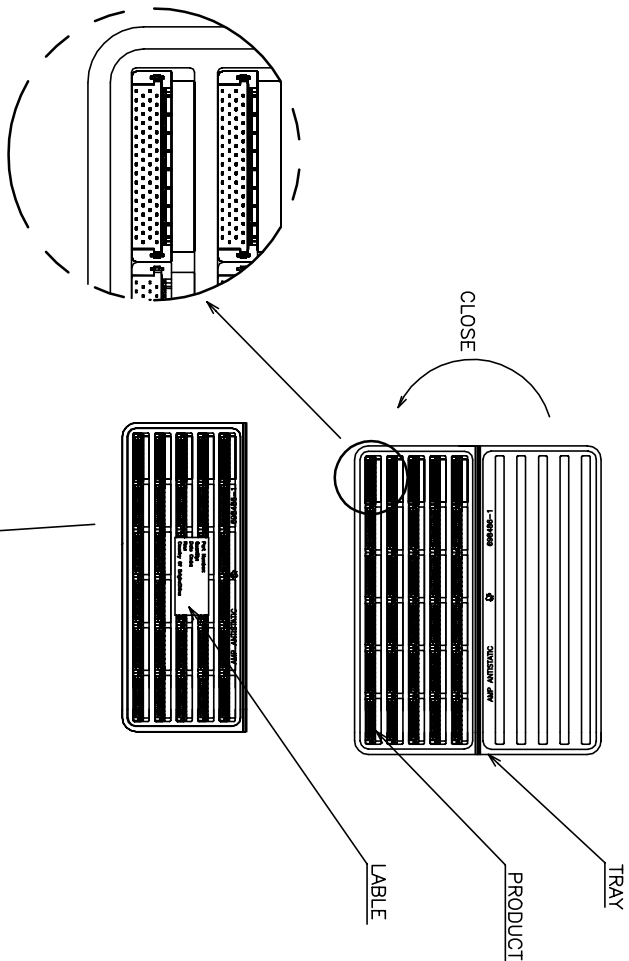
STE TE Connectivity Ltd.

RECEPTACLE ASSEMBLY, R/A,
BTB, CHAMP.050, SERIES I

SIZE: A3
CAGE CODE: 00779
DRAWING NO: 1734037

SCALE: - SHEET: 3 OF 4 REV: G2

REVISIONS					
P	LTR	DESCRIPTION	DATE	DMN	APVD
-	-	SEE SHEET 1	-	-	-



QTY/ TRAY	TRAY/ BOX	QTY/ BOX	N/W (KG)	G/W (KG)	PART NUMBER	
40	45	10	450	1.55	2.45	5-1734037-4
160	10	10	100	1.33	2.28	5-1734037-6
						3-1734037-6
						1-1734037-6
						5-1734037-4
						3-1734037-4
						1-1734037-4
						2-1734037-0
						1-1734037-8
						1-1734037-2
						5-1734037-1
						3-1734037-1
						1-1734037-1
						4-1734037-7
						2-1734037-7
						1734037-7
						4-1734037-6
						2-1734037-6
						1734037-6
						4-1734037-5
						2-1734037-5
						1734037-5
						4-1734037-4
						2-1734037-4
						1734037-4
						4-1734037-3
						2-1734037-3
						1734037-3
						4-1734037-2
						2-1734037-2
						1734037-2
						4-1734037-1
						2-1734037-1
						1734037-1
						4-1734037-0
						2-1734037-0
						1734037-0
						4-1734037-0
						2-1734037-0
						1734037-0

THIS DRAWING IS A CONTROLLED DOCUMENT.

DIMENSIONS:	mm	TOLERANCES UNLESS OTHERWISE SPECIFIED:
0 P/C	±	
1 P/C	±	
2 P/C	±	
3 P/C	±	
4 P/C	±	
ANGLES	±	
FINISH	±	

DMN: _____
 CHK: _____
 APVD: _____
 PRODUCT SPEC: _____
 APPLICATION SPEC: _____
 WEIGHT: _____

STE TE Connectivity Ltd.

RECEPTACLE ASSEMBLY, R/A,
 BTB, CHAMP.050, SERIES I

SIZE	QAGE CODE	DRAWING NO	RESTRICTED TO
A3	00779	1734037	

CUSTOMER DRAWING

X-ON Electronics

Largest Supplier of Electrical and Electronic Components

Click to view similar products for [Board to Board & Mezzanine Connectors](#) category:

Click to view products by [TE Connectivity](#) manufacturer:

Other Similar products are found below :

[589158040000018](#) [MDF7C-18P-2.54DSA\(55\)](#) [FCN-230C068-11](#) [FCN-268F012-G/BD](#) [FCN-268F036-G/BD](#) [FCN-268M012-G/0D](#) [FCN-268M024-G/1D](#) [FCN-723J004/1](#) [MIS-048-01-F-D-DP-K](#) [832-10-034-10-001000](#) [FX4C-80S-1.27DSA](#) [FCN-214Q030-G/0](#) [FCN-234P048-G/0](#) [FCN-235D050-G/C](#) [210-93-314-41-105000](#) [2-22603-0](#) [MDF7-40DP-2.54DSA\(55\)](#) [AXG720047](#) [5031084030](#) [MIT-114-03-F-D-K](#) [55323-1519](#) [DF33-2P-3.3DSA\(24\)](#) [YFT-20-05-H-03-SB-K](#) [503308-3040](#) [026-6203-PDB](#) [027-6203-PDB](#) [069159702701000](#) [10123981-102LF](#) [101A10019X](#) [55650-0588-C](#) [68684-306](#) [75140-7012](#) [589159005003045](#) [194261-1](#) [FCN-268F024-G0D](#) [10124054-515LF](#) [68685-603](#) [8-1616154-3](#) [MIS-019-01-F-D](#) [589159005002045](#) [541371078](#) [IL-WX-10PB-HF-B-E1000E](#) [FCN-268M024-G/3D](#) [20021832-06016C1LF](#) [KX15-20KLDL-E1000E](#) [MDF7-16DP-2.54DSA\(55\)](#) [AXE810124](#) [FCN-214J100-G/0](#) [FCN-230C068-E/S](#) [AXE812124](#)