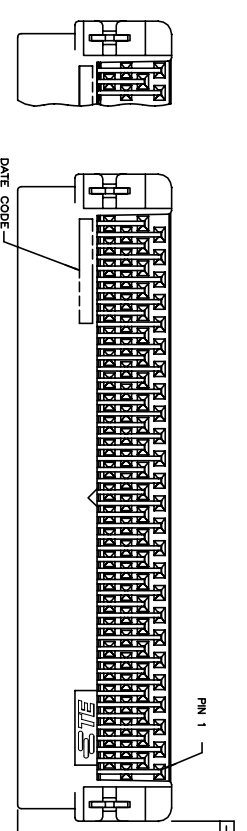
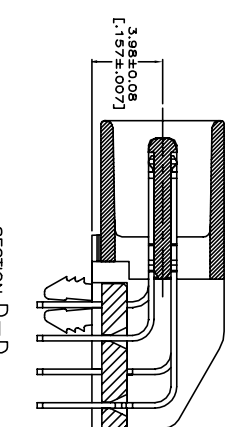


P	LTR	DESCRIPTION	DATE	DMN	APVD
H1		ADDED NEW DASH 5-4 PER NEW REQUEST	26APR2021	SH	SZ

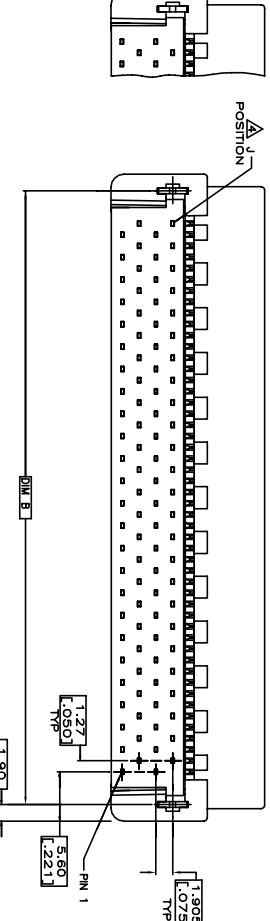
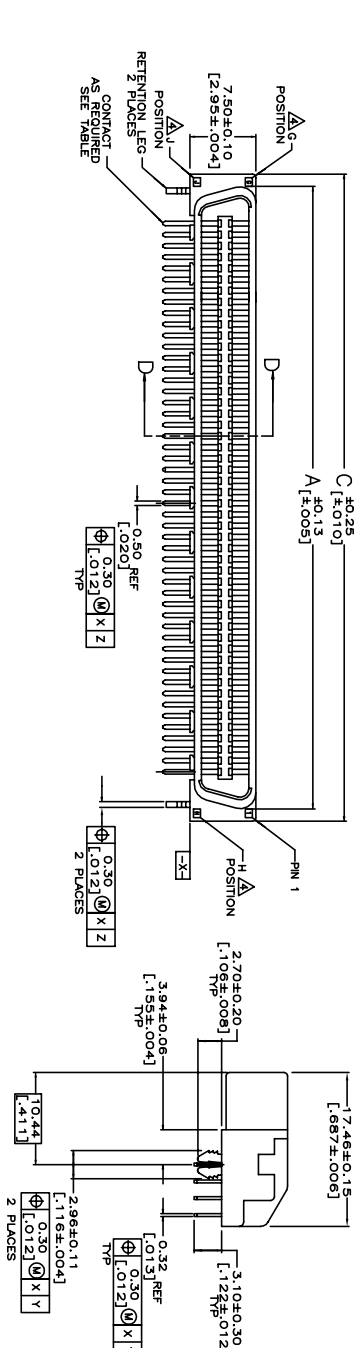
REVISIONS		
REV	DESCRIPTION	DATE
1		



FOR 50 AND 130 POSITIONS ONLY



SECTION D-D  
SCALE 8:1



- NOTE:  
 1. MATERIAL: HOUSING: LCP, UL 94V-0, BLACK COLOR.  
 CONTACTS: BRASS.  
 BOARDLOOKS: BRASS.  
 FINISH: (SEE TABLE) GOLD PLATED ON CONTACT AREA, MATEL-TIN ON SOLDERABLE, OVER BOARDLOOKS: 3.81µm [150µ] MIN. UNDERPLATED.  
 2. BOARDLOOKS: 3.81µm [150µ] MIN. UNDERPLATED.  
 3. WAVE SOLDER CAPABLE TO 265°C PER TEST SPEC.  
 4. G, J, H, INDICATE NUMBER OF POSITION MARKED ON ASSEMBLY.  
 5. ALSO SEE TABLE.  
 6. GOLD FLASH OVER 0.762µm [30µ] MIN. PALLADIUM-NICKEL PLATED.

REV	DESCRIPTION	DATE	DMN	APVD
40				
140				
120				
100				
80				
68				
60				
50				
40				

THIS DRAWING IS A CONTROLLED DOCUMENT.

DMN	31MAR2009	F. YANG
CHK	31MAR2009	S. CHIEN
APVD	31MAR2009	W. KODAWA

APVD W. KODAWA  
 PRODUCT SPEC 108-57876  
 APPLICATION SPEC

DIMENSIONS:	TOLERANCES UNLESS OTHERWISE SPECIFIED:
0 PIC	±
1 PIC	±0.25
2 PIC	±0.2
3 PIC	±
4 PIC	±
5 PIC	±
ANGLES	±

MATERIAL SEE NOTE

WEIGHT 0

CUSTOMER DRAWING

SIZE A3  
 CASE CODE 00779  
 DRAWING NO. 1734099

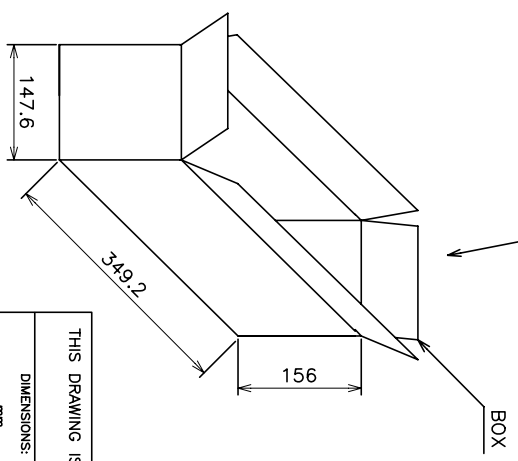
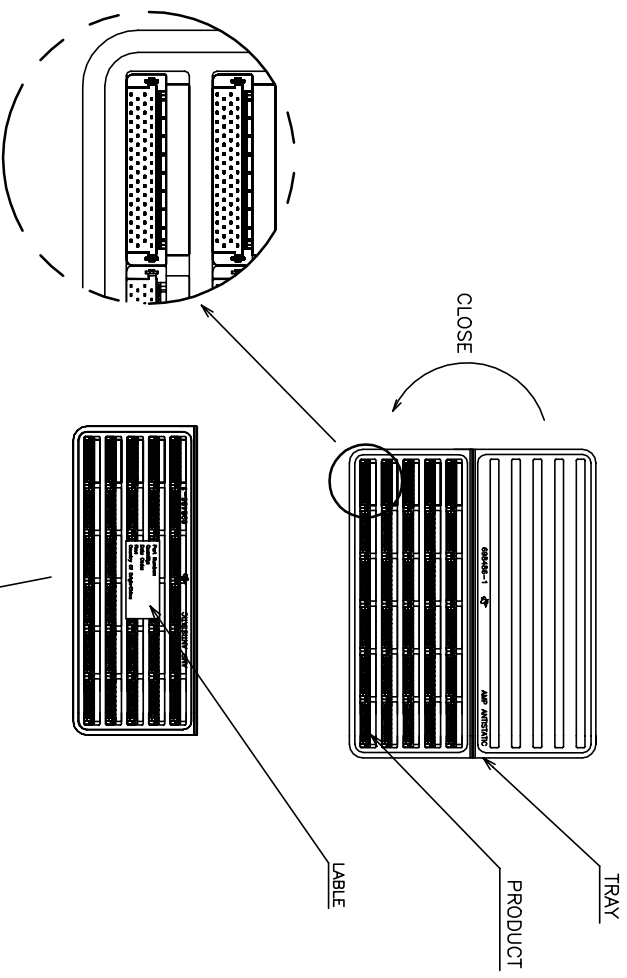
RESTRICTED 20

SCALE 1 OF 5 SHEET RBY H1

PLUG ASSEMBLY, R/A, BTB, CHAMP .050, SERIES I

STE TE Connectivity

P	LTR	DESCRIPTION	DATE	DMN	APVD
-	-	SEE SHEET 1	-	-	-



POS.	QTY/ TRAY	TRAY/ BOX	QTY/ BOX	N/W (KG)	G/W (KG)	PART NUMBER
40	45	10	450	1.71	2.66	5-1734099-4
						6-1734099-8
						3-1734099-8
						1-1734099-8
160	10	10	100	1.18	2.13	5-1734099-6
						3-1734099-6
						1-1734099-6
120	15	10	150	1.20	2.15	5-1734099-2
						3-1734099-2
						1-1734099-2
68	30	10	300	1.69	2.64	4-1734099-7
						2-1734099-7
						1734099-7
60	30	10	300	1.53	2.48	4-1734099-6
						2-1734099-6
						1734099-6
50	35	10	350	1.58	2.56	4-1734099-5
						2-1734099-5
						1734099-5
40	45	10	450	1.71	2.66	4-1734099-4
						2-1734099-4
						1734099-4

THIS DRAWING IS A CONTROLLED DOCUMENT.

**STE** TE Connectivity

PLUG ASSEMBLY, R/A,  
BTB, CHAMP .050, SERIES I

DMN	CHK	APVD	PRODUCT SPEC	APPLICATION SPEC	WEIGHT	CUSTOMER DRAWING
-	-	-	-	-	-	-

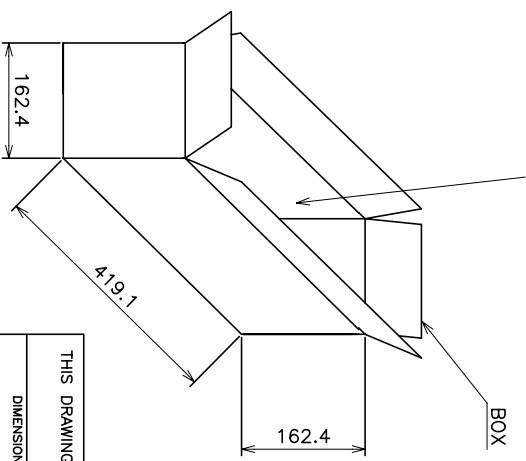
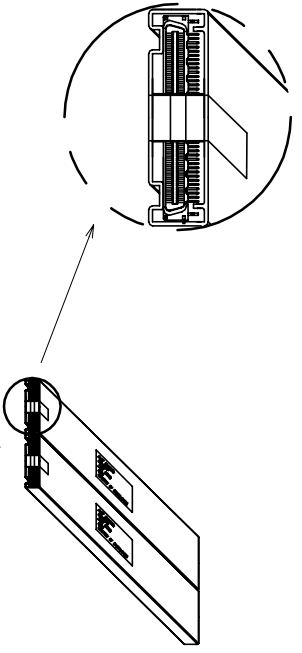
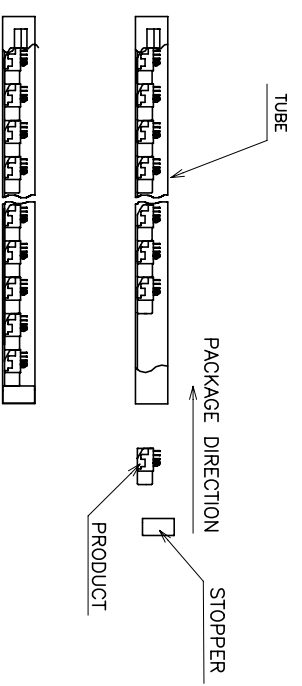
NAME	SIZE	QAGE CODE	DRAWING NO	RESTRICTED TO
A3	00779	1734099		

TOLERANCES UNLESS OTHERWISE SPECIFIED:

0 P/C	±
1 P/C	±
2 P/C	±
3 P/C	±
4 P/C	±
ANGLES	±

SCALE: 5 OF 5 SHEET H1


REVISIONS					
P	LTR	DESCRIPTION	DATE	DMN	APVD
-	-	SEE SHEET 1	-	-	-



POS.	QTY/ TUBE	TUBE/ BOX	QTY/ BOX	N/W (KG)	G/W (KG)	PART NUMBER
100	21	16	336	2.60	3.44	5-1734099-0 3-1734099-0 1-1734099-0
80	21	16	336	2.15	3.00	4-1734099-8 2-1734099-8 1734099-8

THIS DRAWING IS A CONTROLLED DOCUMENT.

DIMENSIONS:	TOLERANCES UNLESS OTHERWISE SPECIFIED:
mm	
0 P/C	±
1 P/C	±
2 P/C	±
3 P/C	±
4 P/C	±
ANGLES	±
FINISH	



DMN	CHK	APVD	PRODUCT SPEC	APPLICATION SPEC	WEIGHT
-	-	-	-	-	-

**STE** TE Connectivity

PLUG ASSEMBLY, R/A,  
BTB, CHAMP .050, SERIES I

NAME: \_\_\_\_\_  
 SIZE: A3  
 CAGE CODE: 00779  
 DRAWING NO: 1734099  
 RESTRICTED FOR: \_\_\_\_\_

CUSTOMER DRAWING

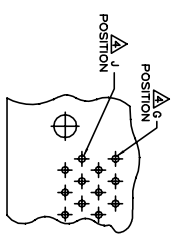
SCALE: \_\_\_\_\_ SHEET: 4 OF 5 REV: H1

THIS DRAWING IS UNPUBLISHED.  
COPYRIGHT - By - ALL RIGHTS RESERVED.

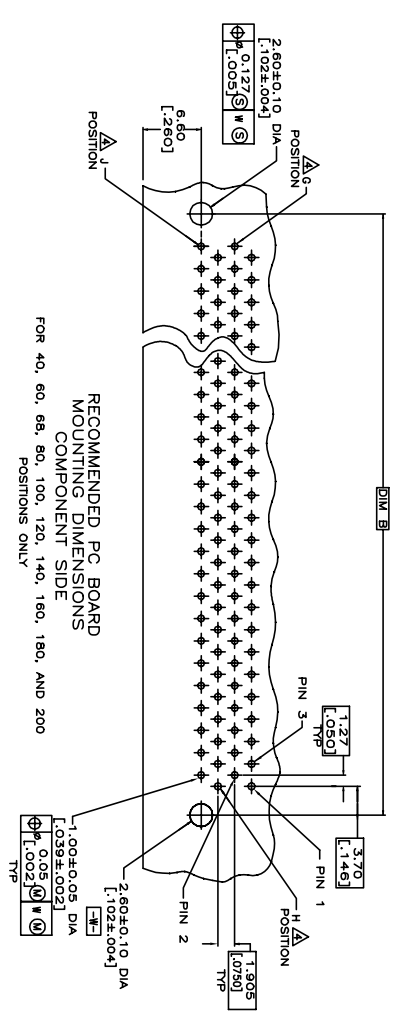
RELEASED FOR PUBLICATION  
ALL RIGHTS RESERVED.

REVISIONS

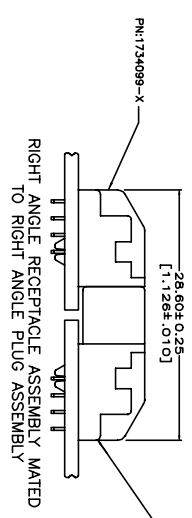
P	LTR	DESCRIPTION	DATE	DMN	APVD
-	-	SEE SHEET 1	-	-	-



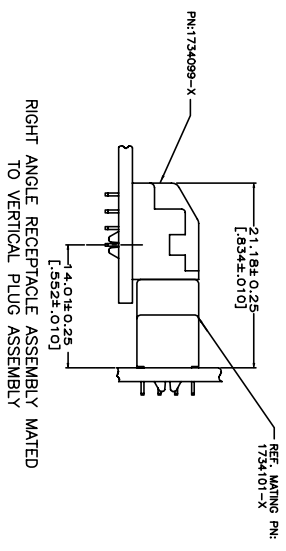
FOR 50, AND 130 POSITIONS ONLY



RECOMMENDED PC BOARD MOUNTING DIMENSIONS COMPONENT SIDE FOR 40, 60, 80, 100, 120, 140, 160, 180, AND 200 POSITIONS ONLY



RIGHT ANGLE RECEPTACLE ASSEMBLY MATED TO RIGHT ANGLE PLUG ASSEMBLY



RIGHT ANGLE RECEPTACLE ASSEMBLY MATED TO VERTICAL PLUG ASSEMBLY

THIS DRAWING IS A CONTROLLED DOCUMENT.

DIM	CHK	APVD	NAME
-	-	-	-

DIMENSIONS:	TOLERANCES UNLESS OTHERWISE SPECIFIED:
mm	0 P/C ±
	1 P/C ±
	2 P/C ±
	3 P/C ±
	4 P/C ±
	ANGLES ±

MATERIAL	FINISH	WEIGHT	APPLICATION SPEC.	PRODUCT SPEC.	CUSTOMER DRAWING
-	-	-	-	-	-

**STE** TE Connectivity

PLUG ASSEMBLY, R/A,  
BTB, CHAMP .050, SERIES I

SIZE	QAGE CODE	DRAWING NO	RESTRICTED TO
A3	00779	1734099	-

SCALE	SHEET	REV
-	3 of 5	H1

## X-ON Electronics

Largest Supplier of Electrical and Electronic Components

*Click to view similar products for [I/O Connectors](#) category:*

*Click to view products by [TE Connectivity](#) manufacturer:*

Other Similar products are found below :

[571763P](#) [58098-0628](#) [72.250.1628.2](#) [72.250.2428.2](#) [74720-0505](#) [76.350.0729.0](#) [76871-1403](#) [FCN-244F080-G/1](#) [FCN-260A9920](#) [PCR-E36PM](#) [PCS-XE26MA+](#) [G38A71314B](#) [1571250010](#) [157-22500-3](#) [MS3471L14-19P L/C](#) [172501-4002](#) [172501-6002](#) [FCN-260C008-A/L0](#) [FCN-260C024-AL0](#) [FCN-261Z008](#) [2000314-1](#) [200331-1](#) [PCR-E36FC+](#) [PCS-E28FS+](#) [PCS-XE26SLFD+](#) [PCS-XE26SLFDT+](#) [G730VID08BDC24](#) [U90B2054081210](#) [38113800006](#) [DP3AR020WQ1R200](#) [Z4.102.0680.0](#) [500-1040](#) [500-1052](#) [500-1054](#) [ZP-4008-66L](#) [0709821002](#) [DX40-20P\(55\)](#) [5554841-1](#) [MS3474W18-8P-LC\\*](#) [U90B3054061110](#) [U65-E04-4020](#) [ZPF000000000097891](#) [747360449](#) [10099439-003C-TRLF](#) [10137239-0021LF](#) [E9320-001-01](#) [10137239-0011LF](#) [70289-001LF](#) [70.060.1028.0](#) [109029-ZZ](#)