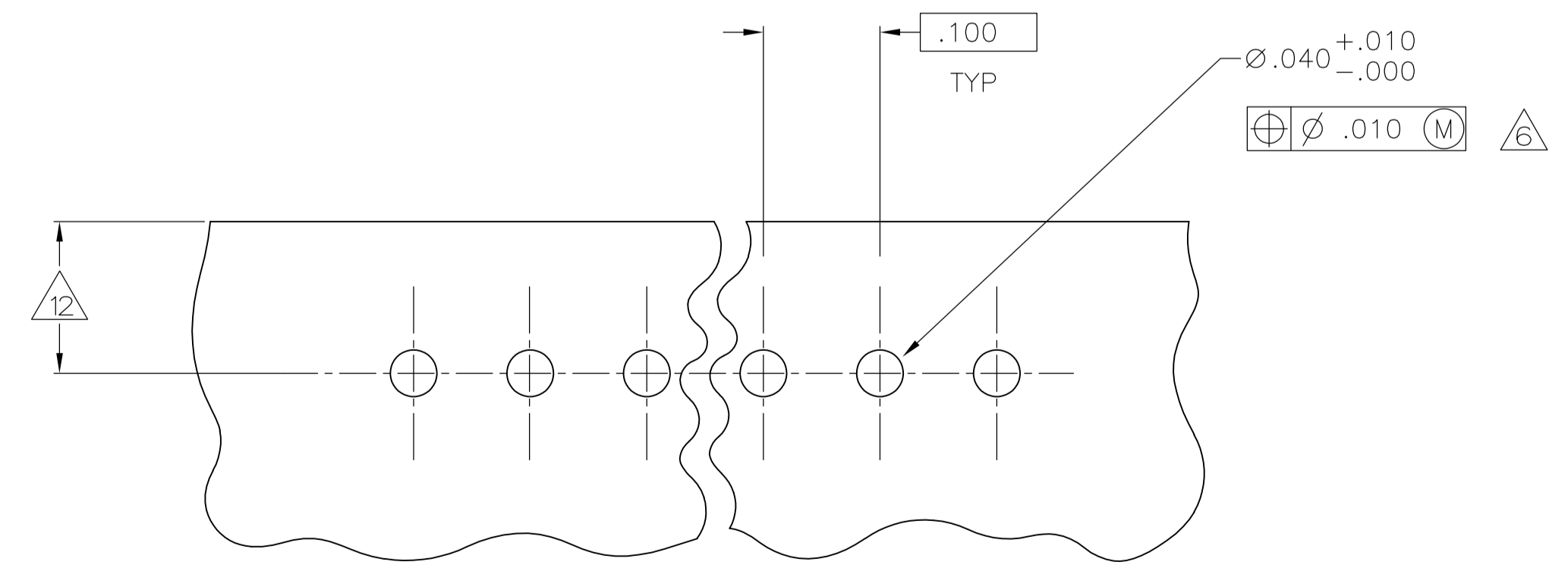
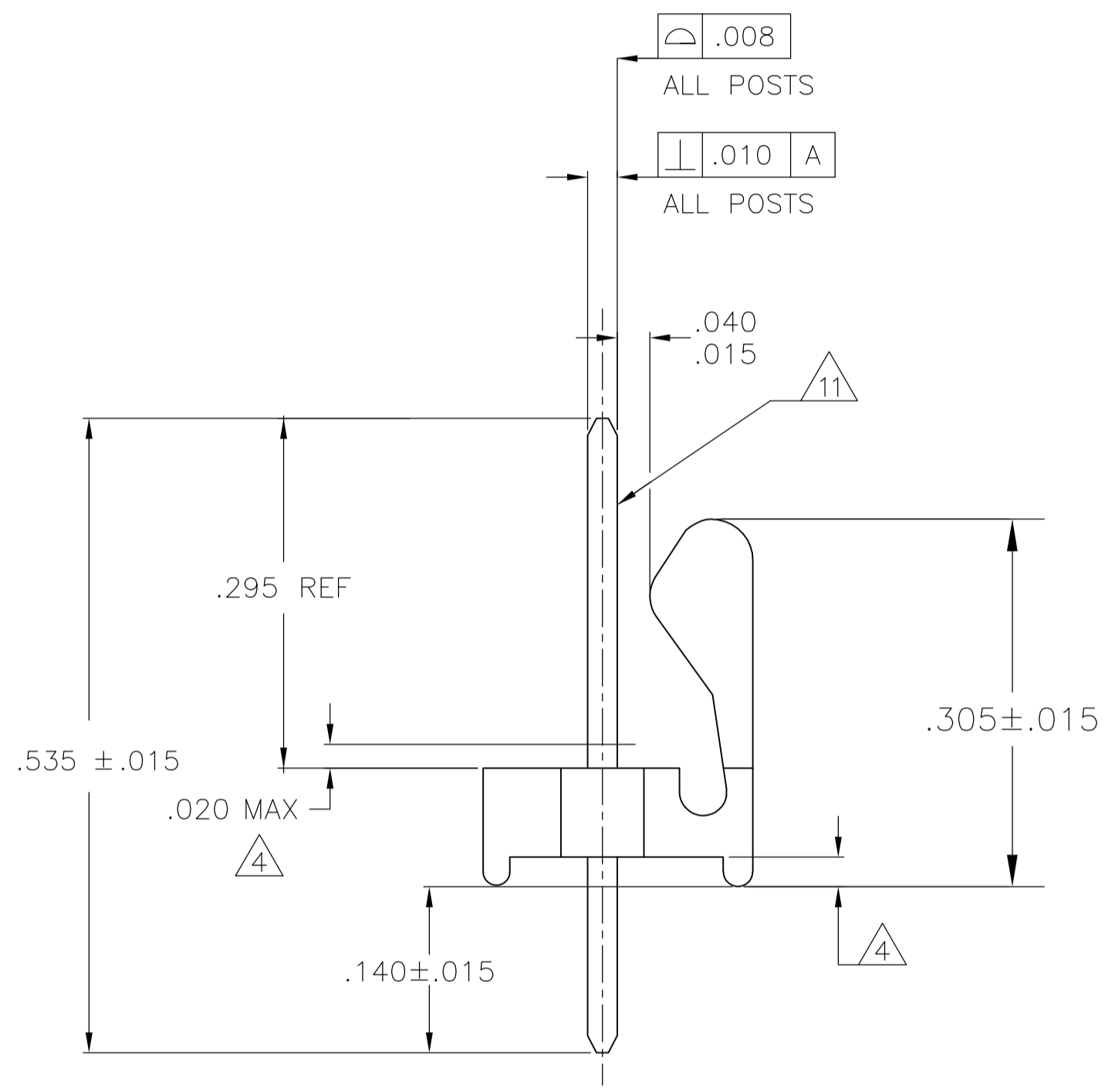
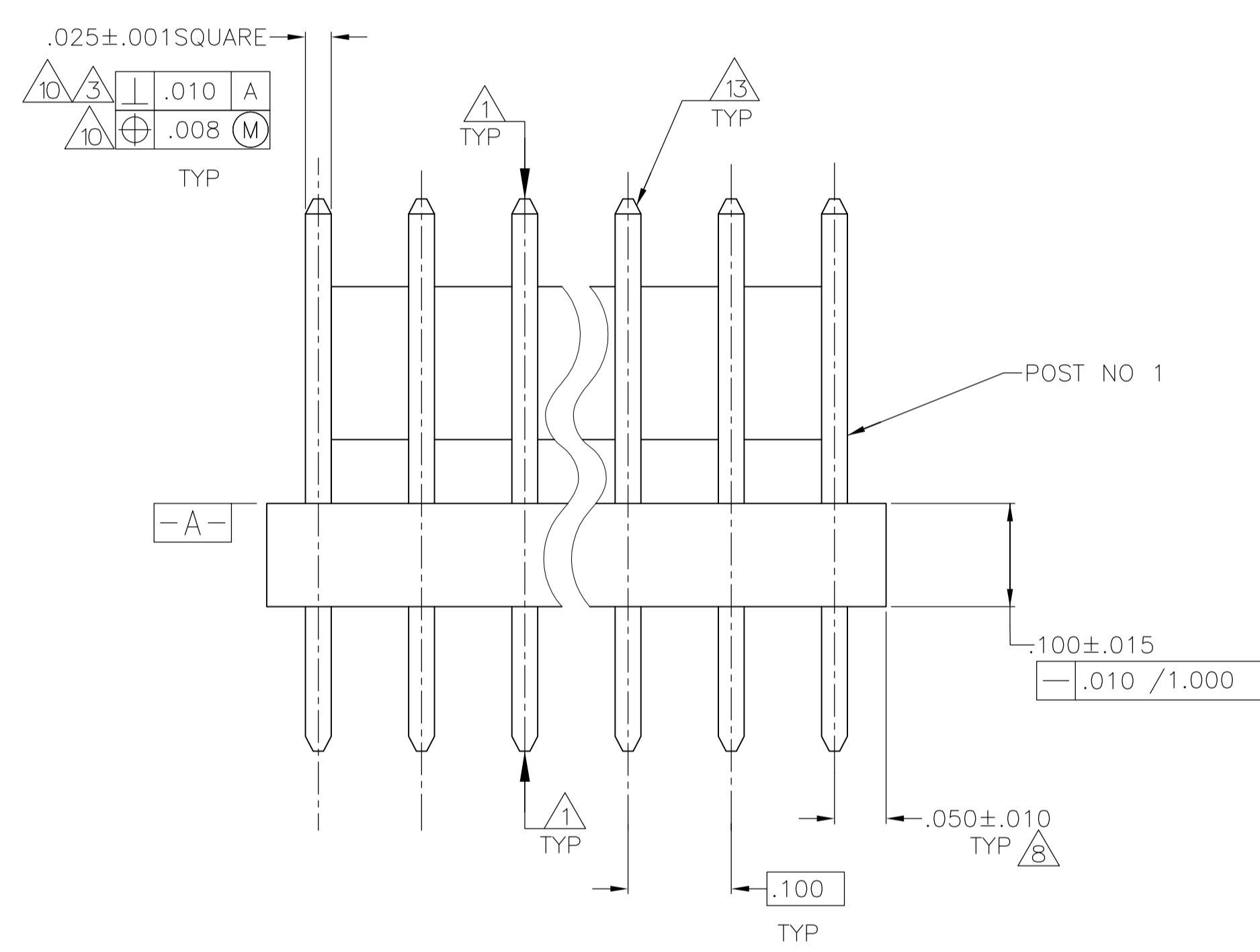
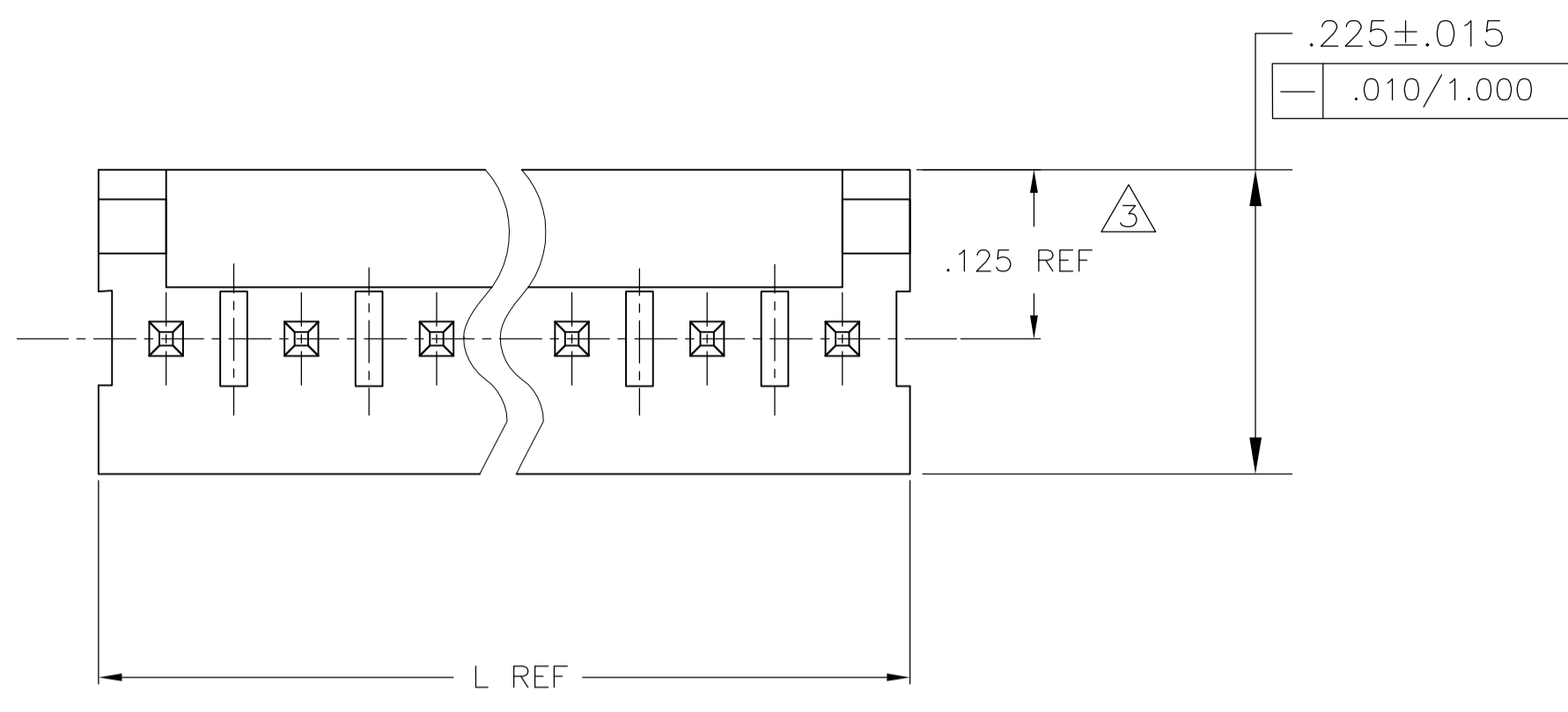


REVISIONS				
P	LTR	DESCRIPTION	DATE	APP'D
A2	REVISED PER	ECR-15-014064	03MAR2016	NK NL



RECOMMENDED MOUNTING HOLE PATTERN FOR .063 THICK P.C. BOARD

- 1 POST TO WITHSTAND 13 NEWTONS (3 LBS) MIN. AXIAL FORCE IN BOTH DIRECTIONS SHOWN WITHOUT DISLODGING.
- 2 TOLERANCES APPLY TO SOLDER SIDE OF BOARD.
- 3 MEASURED AT SURFACE \overline{A}
- 4 PLASTIC FLASH PERMITTED IN THIS AREA.
- 5 PARTS COMPLY WITH AMP SOLDERABILITY SPEC. NO. 109-11-2.
- 6 ONE HOLE MAY BE UNDERSIZED (.032-.035 DIA) FOR ASSEMBLY RETENTION DURING WAVE SOLDERING.
- 7 MATERIAL: HEADER-THERMOPLASTIC POLYESTER UL94V-0(NATURAL) POST-COPPER ALLOY (MATTE TIN-PLATED-WHISKER MITIGATED)
- 8 COORDINATE DIMENSION APPLIES FROM CENTER OF ACTUAL FEATURE.
- 9 PLASTIC BURRS CAUSED BY CUT-OFF TOOLING ARE PERMITTED WITHIN THE MAXIMUM TOLERANCE ENVELOPE.
- 10 POSTS TO BE MEASURED WHEN STRIP IS HELD FLAT. POSTS MUST WITHSTAND TWO 90° BENDS AGAINST EXTRUSION WITHOUT BREAKING.
- 11 DIMENSION SHOULD BE .130 MIN WHEN MATING WITH A MTA 100 CONNECTOR ASSEMBLY OR A CST 100 CONNECTOR.
- 12 PIN BURR OF .005 MAX. VERTICAL AND .003 MAX. HORIZONTAL PERMITTED AT POST TIPS ON BOTH ENDS.

	1.000	25.40
.035	0.89	22.86
.032	0.81	20.57
.025	0.64	16.27
.020	0.51	12.95
.015	0.38	9.65
.010	0.25	6.35
.008	0.20	5.08
.005	0.13	3.30
.003	0.08	2.03
.001	0.03	0.76
.000	0.00	0.00
IN	MM	IN

IN	MM	NO OF POSITIONS	PART NUMBER
1.800	45.72	18	1-1744214-8
1.600	40.64	16	1-1744214-6
1.400	35.56	14	1-1744214-4
1.200	30.48	12	1-1744214-2
.800	20.32	8	1744214-8
.600	15.24	6	1744214-6
.300	7.62	3	1744214-3
.200	5.08	2	1744214-2

THIS DRAWING IS A CONTROLLED DOCUMENT.

DIMENSIONS: INCHES	TOLERANCES UNLESS OTHERWISE SPECIFIED:	DIN K. WHITAKER 15FEB2006	CHK D. ROSSI 15FEB2006
0 PLC ± -	1 PLC ± -	APPRO D. ROSSI 15FEB2006	NAME
2 PLC ± -	3 PLC ± .005	APPLICATION SPEC	MTA-100 HDR ASSY, FRICTION LOCK, NOTCHED, .025 SQUARE STRAIGHT POST, TIN PLATED
4 PLC ± -	ANGLES ± # 0°30'	SIZE A1	SCALE 8:1
MATERIAL	FINISH	WEIGHT	SHEET 1 OF 1
		CUSTOMER DRAWING	REV A2

X-ON Electronics

Largest Supplier of Electrical and Electronic Components

Click to view similar products for [Headers & Wire Housings](#) category:

Click to view products by [TE Connectivity](#) manufacturer:

Other Similar products are found below :

[892-18-020-10-001101](#) [58102-G61-06LF](#) [582553-1](#) [0009485154](#) [009176003701906](#) [0050291907](#) [LY20-4P-DT1-P1E-BR](#) [02.125.8002.8](#)
[609-3404](#) [61062-3](#) [61082-181009](#) [622-3653LF](#) [63453-116](#) [636-1030](#) [636-1427](#) [636-3427](#) [636-4007](#) [641938-9](#) [641991-4](#) [644827-2](#) [65817-](#)
[010LF](#) [65817-015LF](#) [65863-015LF](#) [66207-023LF](#) [67095-007LF](#) [67601157](#) [68645-018](#) [68648-049](#) [70.362.1628.0](#) [70-4210](#) [70-4226B](#) [70-](#)
[4853B](#) [707-5020](#) [707-5028](#) [71.350.2428.0](#) [71918-208LF](#) [71961-016LF](#) [733-134](#) [733-162](#) [754199-000](#) [760-3052](#) [787-8014-00](#) [79531-3000](#)
[FCN-360C032-B](#) [FCN-367T-T012/H](#) [FCN-723D010/2](#) [80.063.4001.1](#) [800-90-001-10-001000](#) [800-90-010-10-002000](#) [801-43-002-10-013000](#)