NUMBER C-177902

三角法 (3rd ANGLE PROJECTION)

METRIC

ロックタイプII
LOCK TYPE II

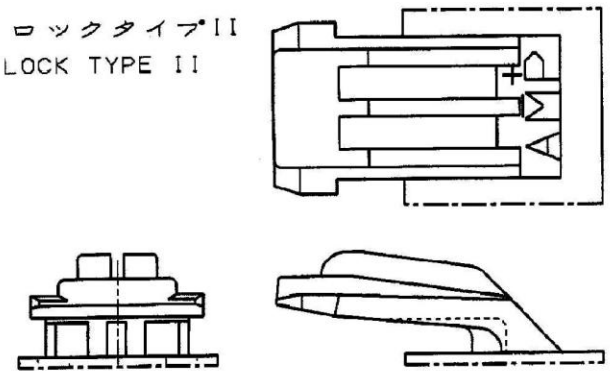

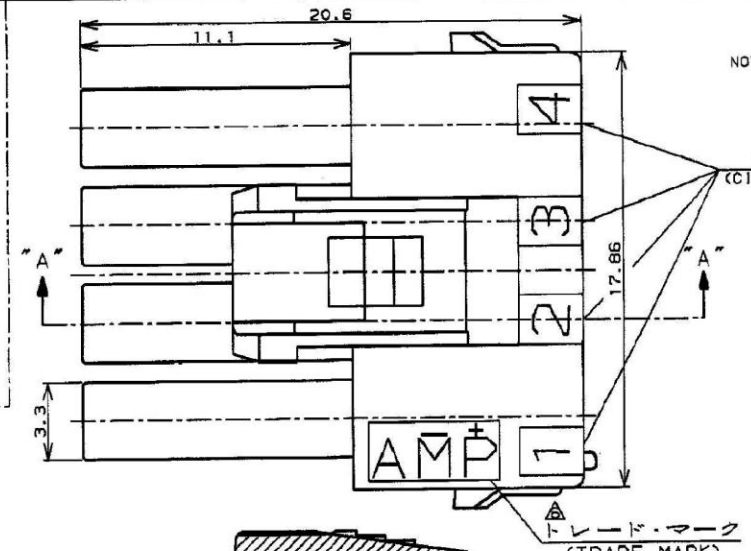

本図ロックタイプIを示す
AS SHOWN LOCK TYPE I

NOTES;
1. PRODUCT SPEC.:108-5410
2. APPLICABLE CONTACT P/N
REC CONTACT:177915-□(*20-*16AWG)
:177914-□(*26-22AWG)
回路番号 (CIRCUIT No.)
3. MATING CONN.P/N
CAP HSG:179467-□(FREE HANGING)
TAB CONTACT:177917-□(*20-*16AWG)
177916-□(*26-*22AWG)
4. APPLICABLE PLATE P/N:177920-□
5. INSTRUCTION SHEET : 411-5638
△6 SEE TABLE 1
7. ALL PARTS MEET RTI ELECTRICAL RATING OF 105C ACCORDING TO UL 1977
8. PART 5-177902-1 COMPLY WITH GLOW WIRE REQUIREMENT FOR PARTS OF NON-METALLIC MATERIAL SUPPORTING A CURRENT-CARRYING CONNECTION DETAILED IN IEC 60335-1, SECTION 30(GWT)
9. PART 177902-7 COMPLY WITH HOT WIRE REQUIREMENT, PA66, UL 94V-0, HOT WIRE IGNITION(HWI) VERSION ARE MOLDED IN A RESIN THAT COMPLIES WITH TE HOT WIRE IGNITION TEST 109-32026 AND ARE RECOMMENDED FOR USE WITH HWI HOUSING THAT ALSO COMPLY.
△10 Preliminary-not for production
11. APPLICATION SPEC: 114-5175

△8 トレード・マーク (TRADE MARK)

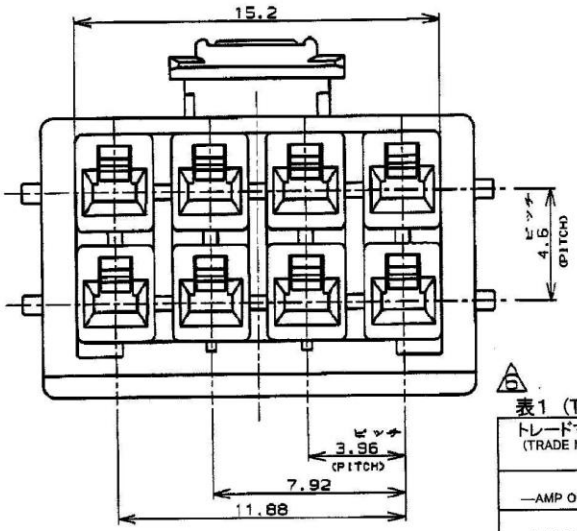

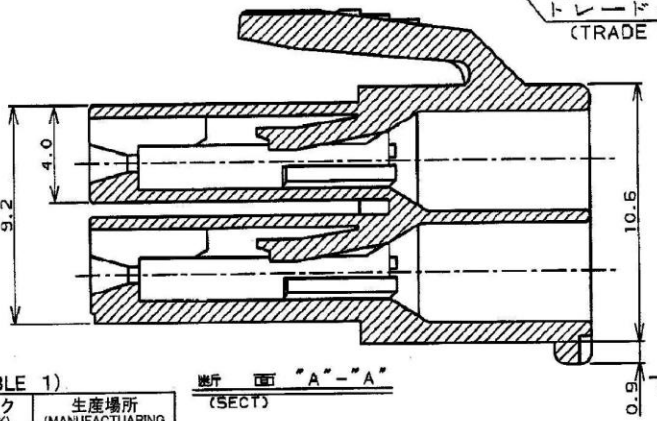

断面 "A"-"A"
(SECT)

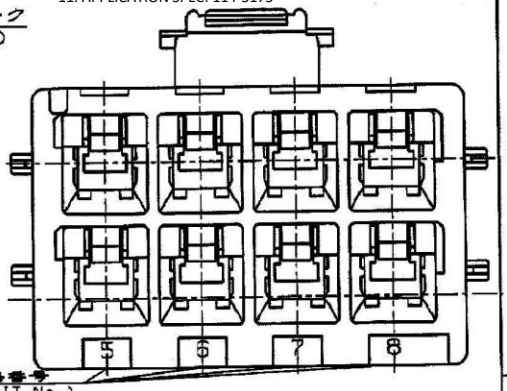

回路番号 (CIRCUIT No.)

△6 表1 (TABLE 1)

トレードマーク (TRADE MARK)	生産場所 (MANUFACTUARING PLACE)
— —AMP OR AMP	日本 (JAPAN)
—+ —+AMP OR AMP	中国 (CHINA(PRC))
・ ・AMP OR AMP	韓国 (KOREA)

LOCK TYPE I	自然色(NATURAL)	8	5-177902-1
ロックタイプ LOCK TYPE	ハウジング色調 (HOUSING COLOR)	極数 (Pos.)	型番 (P/N)

ロックタイプII LOCK TYPE II	自然色(NATURAL)	8	177902-7 △10
ロックタイプII LOCK TYPE II	自然色(NATURAL)	8	3-177902-1
ロックタイプI LOCK TYPE I	青 (BLUE)	↕	↕ -6
	黄 (YELLOW)	↓	↓ -4
	自然色(NATURAL)	8	177902-1
ロックタイプ LOCK TYPE	ハウジング色調 (HOUSING COLOR)	極数 (Pos.)	型番 (P/N)

注 :1. 適用製品規格 : 108-5410
2. 適用コンタクト型番
リセ・コンタクト : 177915-□(*20-*16AWG)
177914-□(*26-*22AWG)
3. 嵌合相手側製品型番
キャップ・ハウジング : 179467-□(吊り下げタイプ)
タブ・コンタクト : 177917-□(*20-*16AWG)
177916-□(*26-*22AWG)
4. 適用プレート型番:177920-□
5. 取扱説明書 : 411-5638
△6 表1参照

単位:mm DIMENSIONS IN MM. DO NOT SCALE PRINT

PRINT DIST

LTR	変更 (REVISION RECORD)	DR	CHK	DATE
C5	REVISED PER ECR-19-017851	SM	DZ	20NOV 19
C4	REVISED ECR-14-017020	W.W	D.Z	14NOV 2014
C3	REVISED ECR-14-013449	W.W	D.Z	14SEP 2014
C2	REVISED ECR-13-019881	A.Z	D.Z	23DEC 2013
C1	REVISED ECR-12-019929	A.Z	F.M	NOV16 2012
C	変更 FJ00-1369-01			
B	変更 FJ00-0242-00			

被覆電線許容範囲(WIRE RANGE)	mm² (AWG -)	絶縁外径(INSULATION DIA.)	mmφ
材料(MATERIAL)	6/6 ナイロン(UL94V-0) 6/6 NYLON (UL94V-0)	仕上(FINISH)	—
DR. 20.JUL '94 N.NAGASHIMA		DE. 20.JUL '94 M.SHINDO	
CHK. 5.AUG '94 M.SHINDO		APP. 5.AUG '94 Y.KASHIWA	

名称(NAME) AMP POWER DOUBLE LOCK CONN.
8極 3.96mmピッチ プラグハウジング(2列タイプ)
AMP POWER DOUBLE LOCK CONN.3.96mm PITCH PLUG HOUSING 8 Pos(DBL ROW)

一般公差: 10以下 : ±0.2; 10を超え 30以下 : ±0.25; 30を超え100以下 : ±0.3; 角 : ±3°

SIZE B | LOC J | 番号(No.) C-177902

尺度(SCALE) — | REV. C6 | SHEET 1 OF 1

AMP Tyco Electronics AMP K.K. Kawasaki, Japan

AMP-J REV.10/'93

CUSTOMER DRAWING

X-ON Electronics

Largest Supplier of Electrical and Electronic Components

Click to view similar products for Headers & Wire Housings ***category:***

Click to view products by TE Connectivity ***manufacturer:***

Other Similar products are found below :

892-18-020-10-001101 58102-G61-06LF 582553-1 0009485154 009176003701906 0050291907 LY20-4P-DT1-P1E-BR 02.125.8002.8 609-3404 61062-3 61082-181009 622-3653LF 63453-116 636-1030 636-1427 636-3427 636-4007 641938-9 641991-4 644827-2 65817-010LF 65817-015LF 65863-015LF 66207-023LF 67095-007LF 67601157 68645-018 68648-049 70.362.1628.0 70-4210 70-4226B 70-4853B 707-5020 707-5028 71.350.2428.0 71918-208LF 71961-016LF 733-134 733-162 754199-000 760-3052 787-8014-00 79531-3000 FCN-360C032-B FCN-367T-T012/H FCN-723D010/2 80.063.4001.1 800-90-001-10-001000 800-90-010-10-002000 801-43-002-10-013000