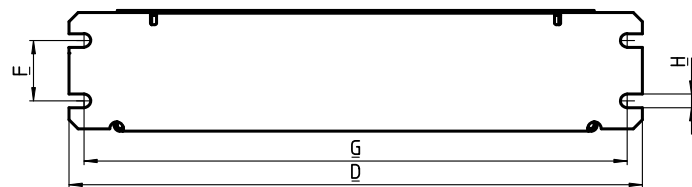
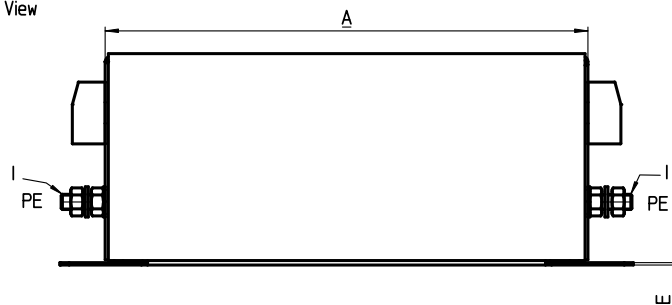


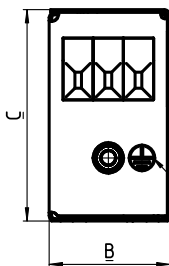
Bottom View



Side View

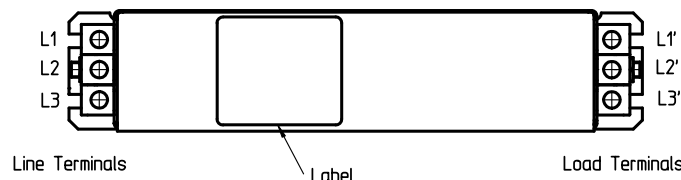


Front View



Coined Earthing Symbol on both sides

Top View



Dimensions

	7BCF10	16BCF10	30BCF10	42BCF10	55BCF10	75BCF10	100BCF10	130BCF10	180BCF10	Tol.	
A	160	220	240	280	220	240		350		±1	
B	40	45	50		85	80	90 ±0,8		120 ±0,8	±0,6	
C	70 ±0,6		85		90	135 ±1	150 ±1		170 ±1	±0,8	
D	190	250	270	310	250	270		380		±1	
E	0,8				1						±0,1
F	20	25	30		60		65		102	±0,3	
G	180	235	255	295	235	255		365		±0,5	
H	4,5	5,4			6,5					±0,2	
I	M5			M6			M10			---	

all dimensions in mm



Specifications

	7BCF10	16BCF10	30BCF10	42BCF10	55BCF10	75BCF10	100BCF10	130BCF10	180BCF10
Voltage	3phase 480/277 VAC								
Frequency	50Hz / 60Hz								
Rated current @50°C	7A	16A	30A	42A	55A	75A	100A	130A	180A
max leakage current	33mA @400VAC/50Hz								
Operating temperature	-25°C to +100°C (derating on request)								
Storage temperature	-25°C to +100°C								
Wire range solid	0,2-6mm ²	0,5-16mm ²		0,5-25mm ²	6-35mm ²	16-50mm ²		25-95mm ²	
Wire range flex	0,2-4mm ²	0,5-10mm ²		0,5-16mm ²	10-25mm ²	16-50mm ²		35-95mm ²	
max torque terminals	0,8Nm	1,8Nm		2,3Nm	4,5Nm	8Nm		20Nm	
max torque PE	3Nm		8Nm			20Nm			
Housing	CRS zinc plated								
Protection Category	IP20								
Approvals	UL and VDE								

All materials and finishes comply with RoHS directive.

High voltage test

phase-phase 2100VDC for 2sec.
phase-earth 2650VDC for 2sec.

Type	Corcom PN	TYCO PN
7BCF10	F8232	0-160989-1
16BCF10	F8233	0-160989-2
30BCF10	F8234	0-160989-3
42BCF10	F8235	0-160989-4
55BCF10	F8236	0-160989-5
75BCF10	F8237	0-160989-6
100BCF10	F8238	0-160989-7
130BCF10	F8239	0-160989-8
180BCF10	F8240	0-160989-9

PART NO:	PART NAME:	MATERIAL/SURFACE:	OPTIONAL DESCRIPTION
PART LIST			
TOLERANCES UNLESS OTHERWISE SPECIFIED ACCORDING TO ISO 8015 and ISO 2768-f		DIMENSIONS: mm	
test dimen. / Prüfmaß: () ; auxiliary dimen. / Hilfsmaß: () ; theor. dimen. / theor. Maß: () ; production control dimen. / Fertigungsmaß: () ; dimen. for measure. technology / messtechn. rel. Maß: () ;			
DEPARTMENT	R & D R&F	DATE	09.07.2008
DRAWER	Weiden	DATE	09.07.2008
CHECKED		DATE	
APPROVED	Mader	DATE	
ECR-NO:	3.1	DATE	9-7-08
NAME	WEIH	DATE	
INFO	New Tyco Logo	DATE	
SCALE:	1:1	DWG NO:	1609989
REPLACEMENT FOR:	BCF Series	OPTIONAL NO:	CRF8232-CRF8240
DWG LOC NO:	F	SHEET:	1 OF 1

X-ON Electronics

Largest Supplier of Electrical and Electronic Components

Click to view similar products for [Power Line Filters](#) category:

Click to view products by [TE Connectivity](#) manufacturer:

Other Similar products are found below :

[6609019-3](#) [6609026-5](#) [6609030-6](#) [6609973-2](#) [D30A](#) [7-1609090-5](#) [F2810](#) [F4456A](#) [F7382Z](#) [F7863Z](#) [FAHAV3100ZC000](#) [806276](#) [FN2020B-1-06](#) [FN2080B-10-06](#) [FN2410H-32-33](#) [FN2410H-80-34](#) [FP144](#) [FS4153-20-06](#) [FS4353-500-99](#) [12-MMB-030-11-D](#) [DB4-393](#) [15811T200](#) [20B1](#) [LC630](#) [2B1](#) [1609080-2](#) [1609993-8](#) [1-6609070-1](#) [F1100AA02](#) [F1150CC10](#) [F1500CA10](#) [F1500CA15](#) [F4041Z](#) [F7585E](#) [1B1](#) [FN2070A-16-06](#) [FN2090A-20-06](#) [FN2090B-12-06](#) [FN2090Z-1-06](#) [FN2410H-25-33](#) [FN2410H-60-34](#) [FN2410H-8-44](#) [FN2412H-8-44](#) [FN323B-6-01](#) [FN3258H-130-35](#) [FN610R-3-06](#) [20EHQ7](#) [20EHZ7](#) [20K1](#) [30B6](#)