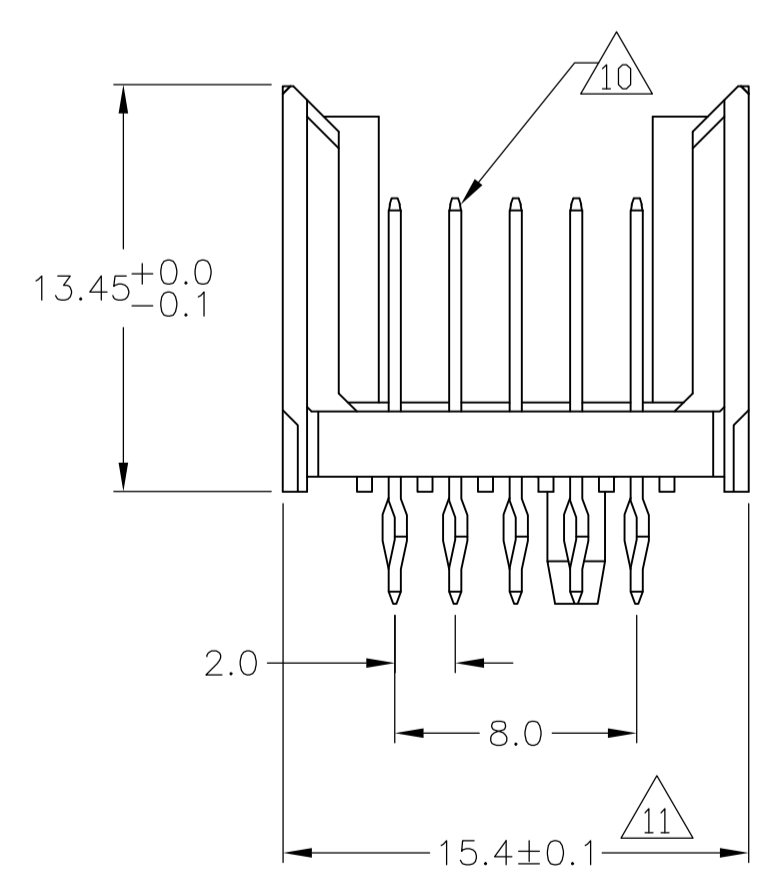
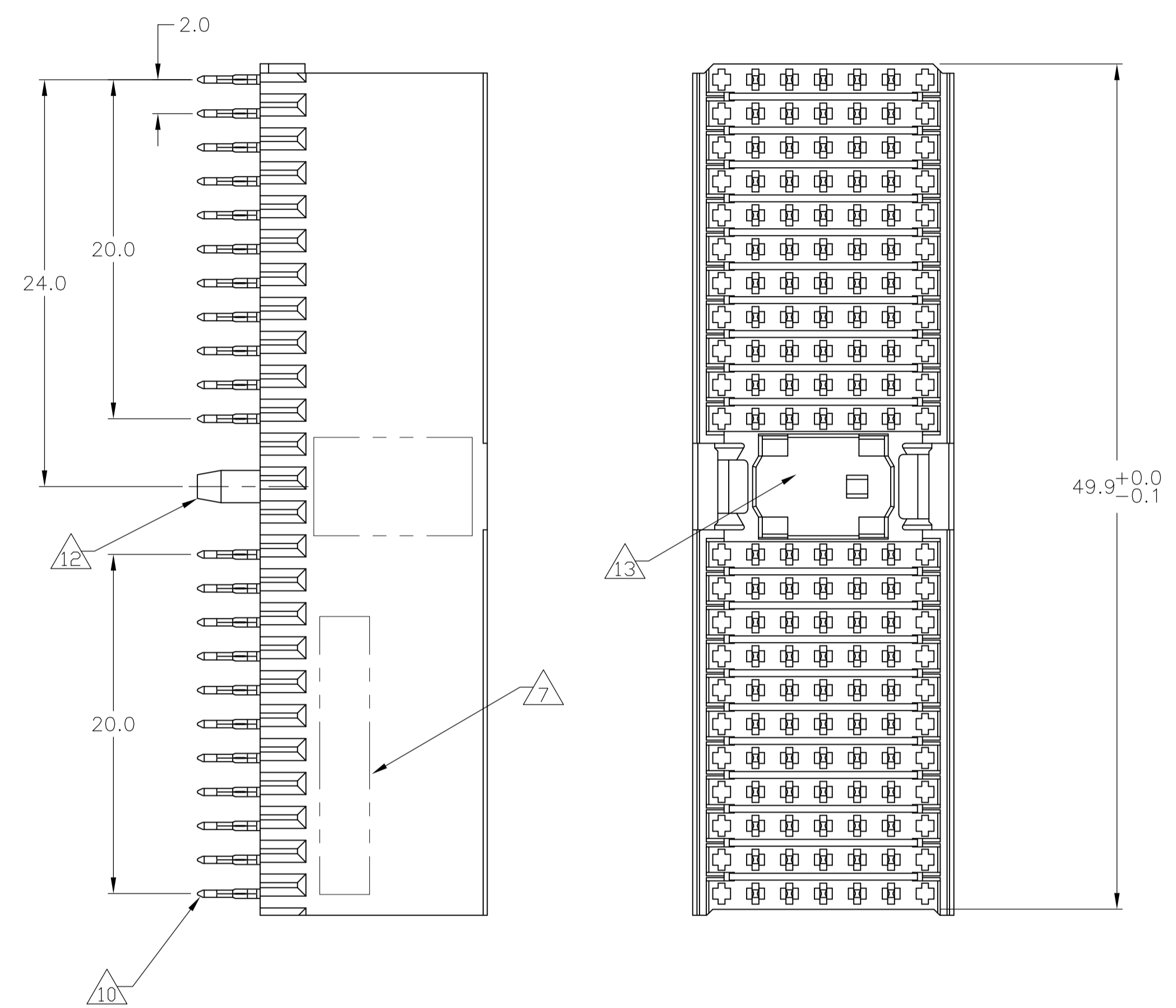
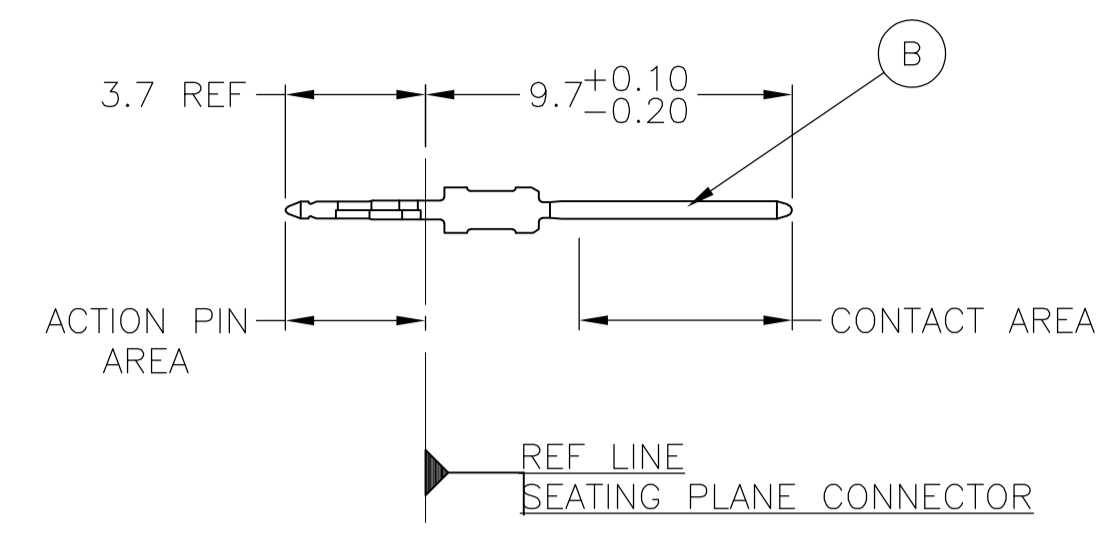


LOC		DIST		REVISIONS			
AD	00	REV	DESCRIPTION	DATE	BY	CHK	APPV
		D1	REV PER ECR-10-00662	18JAN2010	JY	SY	
		E	ECR-10-018652	10SEP10	SW	MQW	
		F	ECR-12-009853	25NOV12	SY	AC	

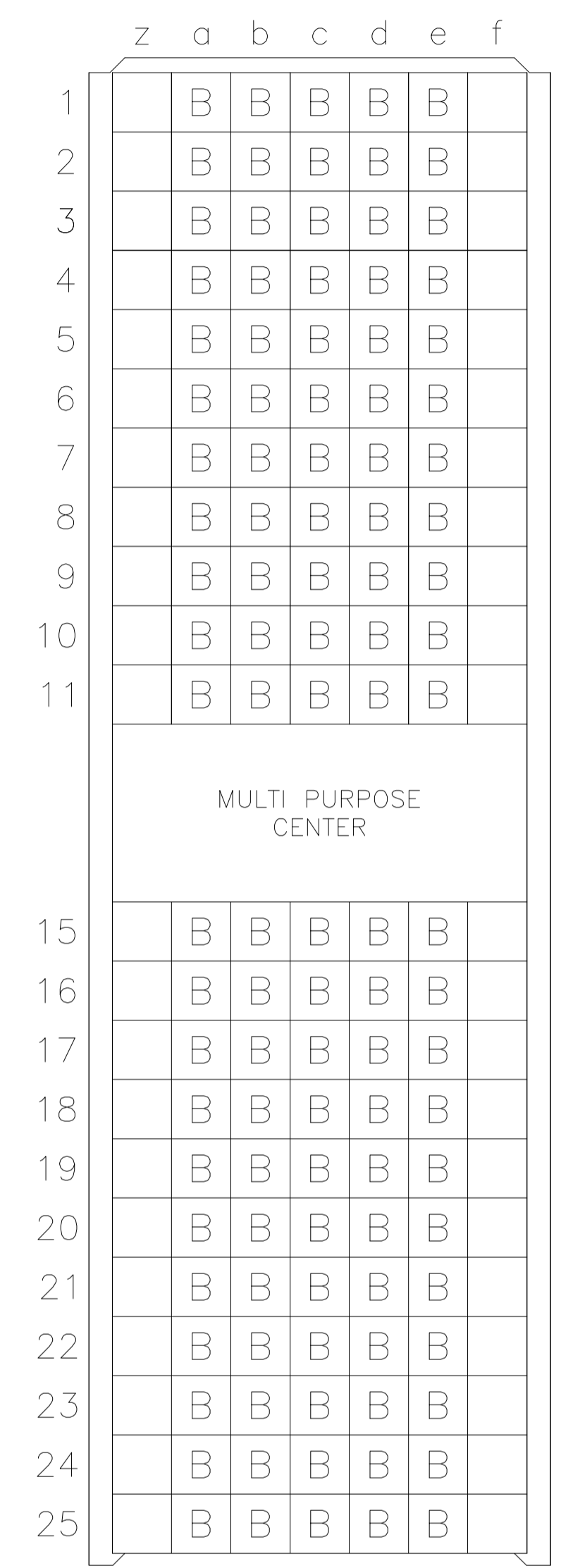
CONNECTOR ASSEMBLY EXAMPLARY LOADED



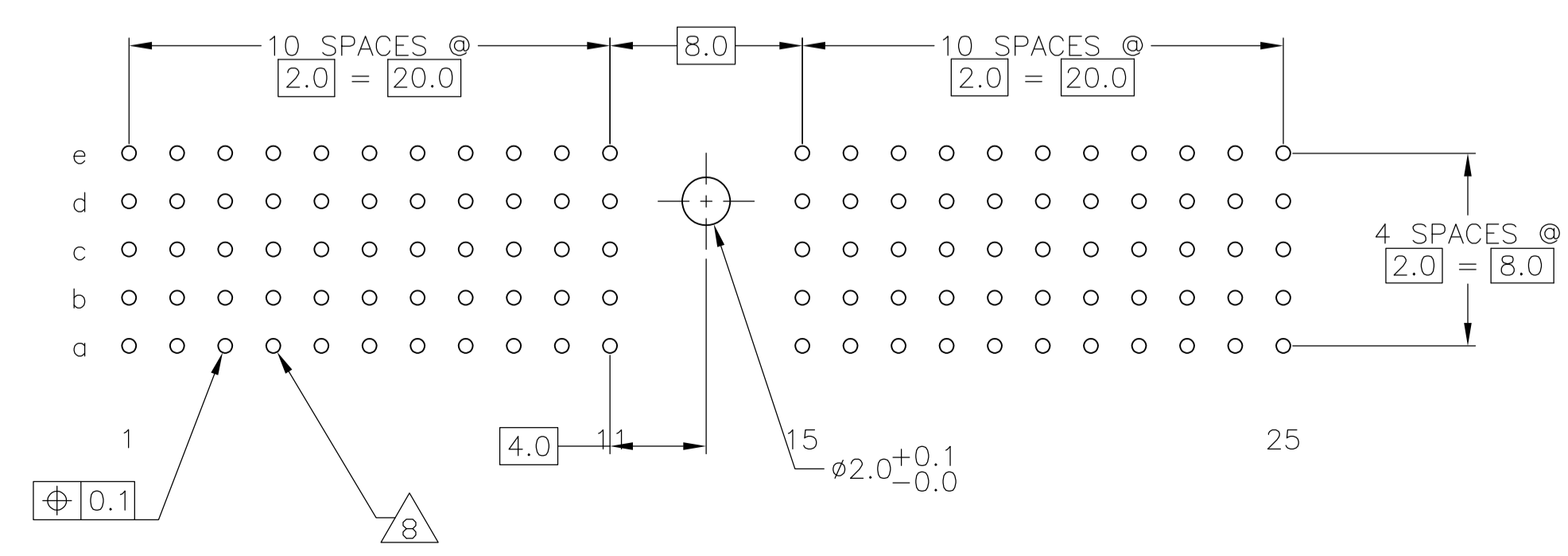
CONTACT DIMENSIONS SCALE 5:1



CONTACT LAYOUT



RECOMMENDED PCB-HOLE LAYOUT COMPONENT SIDE SHOWN



PLATED THRU HOLES PARAMETERS REFERENCE APPLICATION SPECIFICATION

2	3	15	3-188398-0
2	6	14	1-188398-9
2	5	14	188398-9
2	4		188398-4
2	3		188398-1
OBSOLETE			
FINISH		PART NUMBER	

THIS DRAWING IS A CONTROLLED DOCUMENT.		DWG: B-CARBO	13DEC05	Tyco Electronics Corporation Harrisburg, Pa 17105-3608	
DIMENSIONS: mm		CHK: G-SKIPPER	13DEC05	NAME: MALE ASSEMBLY, Z-PACK 2mm HM, TYPE A	
TOLERANCES UNLESS OTHERWISE SPECIFIED:		APPV: G-SKIPPER	13DEC05	PRODUCT SPEC: 108-19082	
0-PLC ±		APPLICATION SPEC: 114-19029		RESTRICTED TO: -	
1-PLC ±0.1		SIZE: A1		CAGE CODE: 00779	
2-PLC ±		DRAWING NO: 188398		SHEET 1 OF 2	
3-PLC ±		WEIGHT: -		REV: F	
4-PLC ±		CUSTOMER DRAWING		SCALE: 4:1	
ANGLES ±					

LOC		DIST		REVISIONS			
P	LTR	DESCRIPTION	DATE	DN	APVD		
AD	00	SEE SHEET 1	-	-	-	-	-

- 1 MATERIAL:
CONTACT: PHOSPHOR BRONZE.
HOUSING: GLASS-FILLED POLYESTER.
- 2 GENERAL PLATING SPECIFICATION: UNDERPLATING
(ENTIRE CONTACT): 1.27µm MIN NICKEL AND ACTION
PIN: 0.5µm MIN TIN\LEAD.
FOR PLATING OF MATING SURFACES SEE APPLICABLE
SPECIFICATION REFERENCE FOR EACH DASH NUMBER.
- 3 CONFORMS TO ALL TESTING ACCORDING TO IEC 61076-4-101
PERFORMANCE LEVEL 2.
- 4 CONFORMS TO ALL TESTING ACCORDING TO IEC 61076-4-101
PERFORMANCE LEVEL 1.
- 5 CONNECTOR TESTED AND QUALIFIED AGAINST TELCORDIA GR-1217-CORE QUALITY LEVEL 3,
CENTRAL OFFICE APPLICATIONS.
- 6 CONNECTOR TESTED AND QUALIFIED AGAINST TELCORDIA GR-1217-CORE QUALITY LEVEL 3,
UNCONTROLLED ENVIROMENT APPLICATIONS.
- 7 CONNECTOR MARKED WITH PART NUMBER AND DATE CODE.
ADDITIONAL CHARACTERS OR MARKINGS, AS WELL AS THE LOCATION OF THE MARKINGS,
MAY BE ADDED FOR TRACEABILITY BASED UPON MANUFACTURERS DISCRETION.
- 8 PLATED-THROUGH HOLES AT 2x2mm SQUARE GRID
PATTERN DEFINED BY CONTACT LAYOUT.
- 9 FOR ACTUAL PIN LOADING SEE "CONTACT LAYOUT".
- 10 FOR ACTUAL PIN DIMENSIONS SEE "CONTACT DIMENSIONS".
- 11 TO BE MEASURED AT BOTTOM OF SHROUD.
- 12 POLARIZATION FEATURE.
- 13 AREA RESERVED FOR KEYING PART (BASIC P/N 100525).
- 14 CONNECTOR LUBRICATED WITH BELCORE APPROVED LUBRICANT,
TECHNICAL REFERENCE: TR-NWT-001217 ISSUE 1, SEP 1992.
- 15 0.76µm MIN GOLD PLATING AT MATING SURFACES.

THIS DRAWING IS A CONTROLLED DOCUMENT.		DIN B CARBO 130EC05		Tyco Electronics Corporation Harrisburg, Pa 17105-3608	
DIMENSIONS: mm		TOLERANCES UNLESS OTHERWISE SPECIFIED: 0-PLG ± 1-PLG ±0.1 2-PLG ± 3-PLG ± 4-PLG ± ANGLES		G.SKIPPER 130EC05	
		APVD G.SKIPPER 130EC05		NAME	
MATERIAL SEE SHEET 1		FINISH SEE SHEET 1		PRODUCT SPEC 108-19082	
		APPLICATION SPEC 114-19029		MALE ASSEMBLY, Z-PACK 2mm HM, TYPE A	
		WEIGHT		SIZE CAGE CODE DRAWING NO A1 00779 188398	
		CUSTOMER DRAWING		RESTRICTED TO	
		SCALE 4:1		SHEET 2 OF 2 REV F	

X-ON Electronics

Largest Supplier of Electrical and Electronic Components

Click to view similar products for [Hard Metric Connectors](#) category:

Click to view products by [TE Connectivity](#) manufacturer:

Other Similar products are found below :

[10146110-VR5C](#) [6345127-1](#) [646916-9](#) [853016](#) [973108](#) [1-2000676-2](#) [1-2000713-0](#) [1-2000713-2](#) [1-2000713-3](#) [134187](#) [1645343-1](#) [1645456-1](#) [1645601-1](#) [1934822-1](#) [223085-1](#) [278071110010833](#) [1645245-1](#) [1645525-1](#) [1645570-1](#) [1645596-1](#) [1857470-1](#) [1934275-1](#) [1934289-1](#) [1934759-1](#) [2000673-1](#) [204975](#) [2170292-2](#) [2-536642-6](#) [3-100668-0](#) [352188-1](#) [352629-1](#) [3-646346-0](#) [3-646457-0](#) [3-646529-0](#) [5120823-1](#) [5120899-1](#) [3-100145-0](#) [3-100147-0](#) [3-100669-1](#) [HM2DK2368PLF](#) [5646530-1](#) [3-352049-0](#) [3-352069-0](#) [3-352115-0](#) [3-352638-0](#) [352189-1](#) [3-646357-0](#) [3-646487-0](#) [3-646513-0](#) [51208191](#)