

4

3

2

1

THIS DRAWING IS UNPUBLISHED.

RELEASED FOR PUBLICATION

© COPYRIGHT 2011 BY TYCO ELECTRONICS CORPORATION. ALL RIGHTS RESERVED.

LOC
DW

DIST

REVISIONS

P	LTR	DESCRIPTION	DATE	DWN	APVD
A5		ECR-17-013294	11SEP'17	T.Q	W.H

DIM A

FOR PIN1 MARK

4.30

3.50

$\phi 1.80$

RECOMMENDED PICK-UP AREA

0.80±0.05
2 PLC

0.80MIN.
2 PLC

3.85±0.05

1.10±0.05
2 PLC

0.60MIN.

1.20±0.05

DIM B±0.05

0.85MIN.

CONNECTOR OUTLINE

0.80±0.05
2 PLC

0.70MIN.
2 PLC

3.85±0.05

0.80±0.05
2 PLC

0.60MIN.

1.20±0.05

DIM B±0.05

0.85MIN.

CONNECTOR OUTLINE

RECOMMENDED PCB LAYOUT
ONLY FOR 4~6 PINRECOMMENDED PCB LAYOUT
ONLY FOR 2 & 3 PIN

DIM C

DIM B±0.15

1.20±0.15

1.20

1.40

1.1

0.20±0.03

0.30

0.1 MAX.
SOLDER LEAD

NOTE:

1. MATERIAL:

1.1 HOUSING: LCP WITH 30% GF, UL 94V-0, BLACK COLOR.

1.2 CONTACTS: PHOSPHOR BRONZE 0.20±0.05mm THICKNESS.

1.3 PEGS: BRASS 0.30±0.05mm THICKNESS.

2. FINISH:

2.1 CONTACTS: GOLD FLASH PLATED ON CONTACT AREA, WITH ENTIRE CONTACT GOLD FLASH PLATED OVER 1.27µm [50u"] MIN. NICKEL UNDERPLATED OVERALL.

2.2 PEGS: 2.54µm [100u"] MIN. MATTE-TIN OVER 1.27µm [50u"] MIN. NICKEL UNDERPLATED OVERALL.

3. REFLOW SOLDER CAPABLE TO 260°C PER TYCO TEST SPEC.

109-201, CONDITION B.

4. NO TYCO LOGO AND DATE CODE ON THE PRODUCT.

5. RECOMMENDED TO MATE WITH TE 1909783-X

0.067g	7.44	6.0	9.0	06	1909782-5
0.053g	6.24	4.8	7.8	05	1909782-4
0.040g	5.04	3.6	6.6	04	1909782-3
0.027g	3.84	2.4	5.4	03	1909782-2
0.015g	2.64	1.2	4.2	02	1909782-1
WEIGHT	C	B	A	NO. OF CONTACTS	PART NUMBER

THIS DRAWING IS A CONTROLLED DOCUMENT.		DWN F. YANG 20MAY2009												
DIMENSIONS: mm		CHK S. CHIEN 20MAY2009												
TOLERANCES UNLESS OTHERWISE SPECIFIED:		APVD W. KODAMA 20MAY2009												
<table border="1"> <tbody> <tr> <td>0 PLC</td> <td>± -</td> </tr> <tr> <td>1 PLC</td> <td>± 0.3</td> </tr> <tr> <td>2 PLC</td> <td>± 0.25</td> </tr> <tr> <td>3 PLC</td> <td>± 0.15</td> </tr> <tr> <td>4 PLC</td> <td>± -</td> </tr> <tr> <td>ANGLES</td> <td>± 3°</td> </tr> </tbody> </table>		0 PLC				± -	1 PLC	± 0.3	2 PLC	± 0.25	3 PLC	± 0.15	4 PLC	± -
0 PLC	± -													
1 PLC	± 0.3													
2 PLC	± 0.25													
3 PLC	± 0.15													
4 PLC	± -													
ANGLES	± 3°													
MATERIAL SEE NOTE		FINISH SEE NOTE	PRODUCT SPEC 108-57767	1.2mm PITCH, BOARD TO WIRE CONNECTOR WAFER, TOP ENTRYX										
		APPLICATION SPEC	SIZE A3	CAGE CODE 00779	DRAWING NO C=1909782									
		WEIGHT SEE TABLE	RESTRICTED TO											
		CUSTOMER DRAWING	SCALE -	SHEET 1 OF 3	REV A5									

1470-19 (1/08)

4

3

2

1

THIS DRAWING IS UNPUBLISHED.

RELEASED FOR PUBLICATION

© COPYRIGHT 2011 BY TYCO ELECTRONICS CORPORATION. ALL RIGHTS RESERVED.

LOC

DIST

REVISIONS

DW

P

LTR

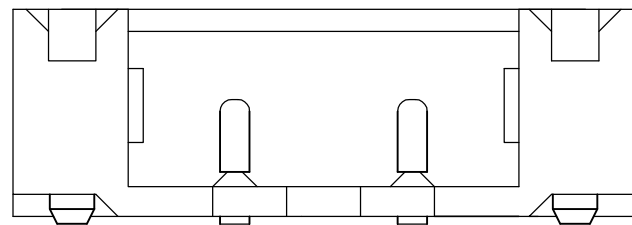
DESCRIPTION

DATE

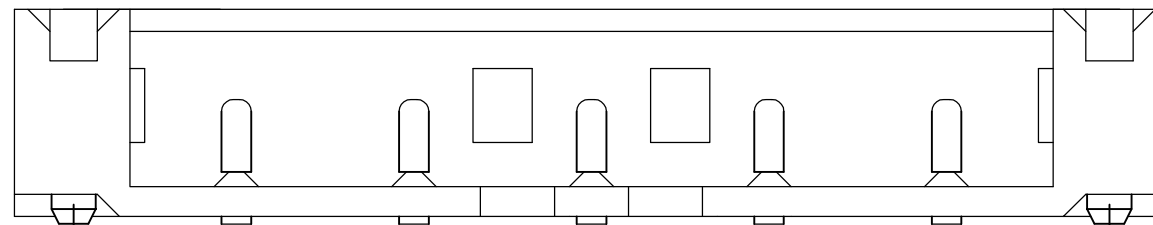
DWN

APVD

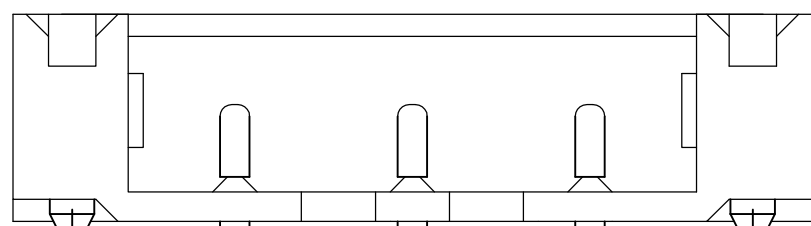
SEE SHEET 1.



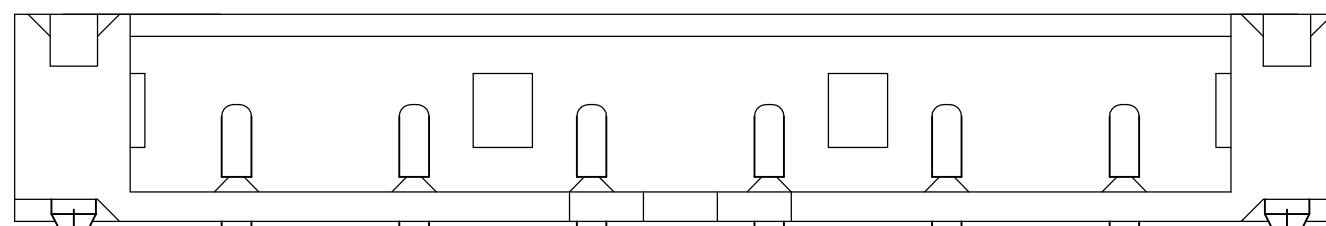
FOR 2 PIN



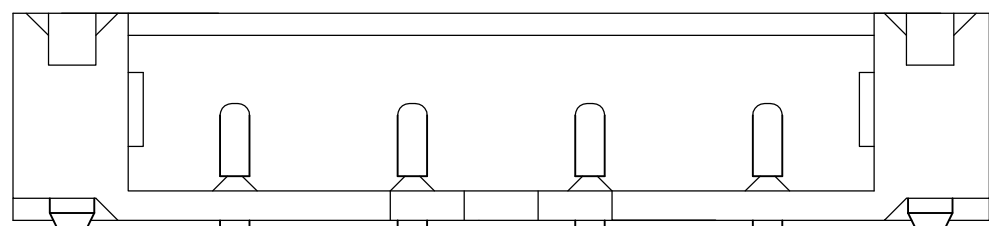
FOR 5 PIN



FOR 3 PIN



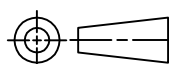
FOR 6 PIN



FOR 4 PIN

THIS DRAWING IS A CONTROLLED DOCUMENT.

DIMENSIONS:
mm



TOLERANCES UNLESS OTHERWISE SPECIFIED:

- 0 PLC ± -
- 1 PLC ± 0.3
- 2 PLC ± 0.2
- 3 PLC ± 0.15
- 4 PLC ± -
- ANGLES ± 3'

MATERIAL

FINISH

DWN	-
CHK	-
APVD	-
PRODUCT SPEC	-
APPLICATION SPEC	-
WEIGHT	-
CUSTOMER DRAWING	-

STE TE Connectivity

NAME
1.2mm PITCH, BOARD TO WIRE CONNECTOR
WAFER, TOP ENTRYX

SIZE	CAGE CODE	DRAWING NO	RESTRICTED TO
A3	00779	C=1909782	-

SCALE	SHEET	REV
-	2 of 3	A5

THIS DRAWING IS UNPUBLISHED.

RELEASED FOR PUBLICATION

© COPYRIGHT 2011 BY TYCO ELECTRONICS CORPORATION. ALL RIGHTS RESERVED.

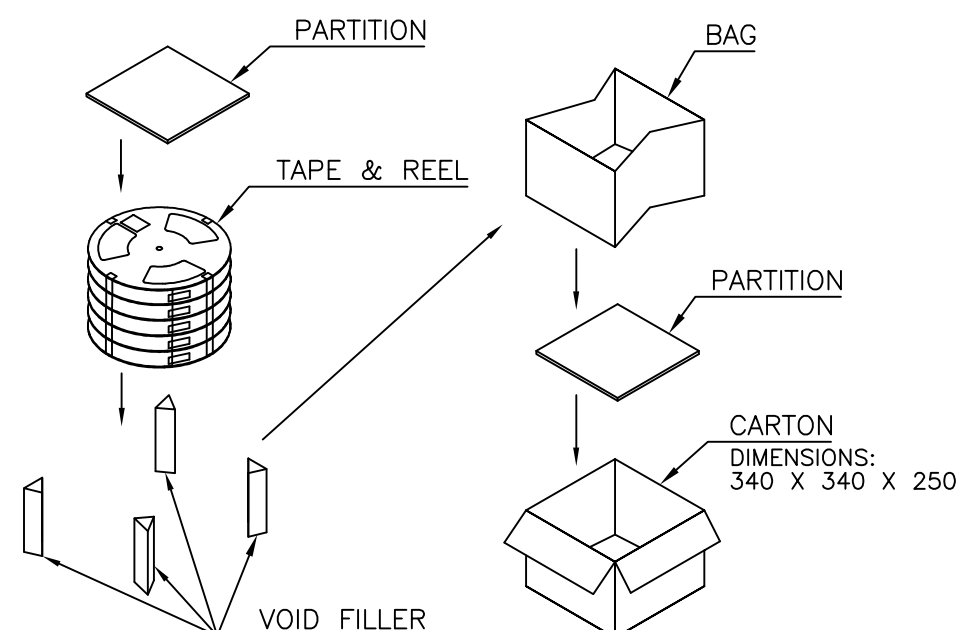
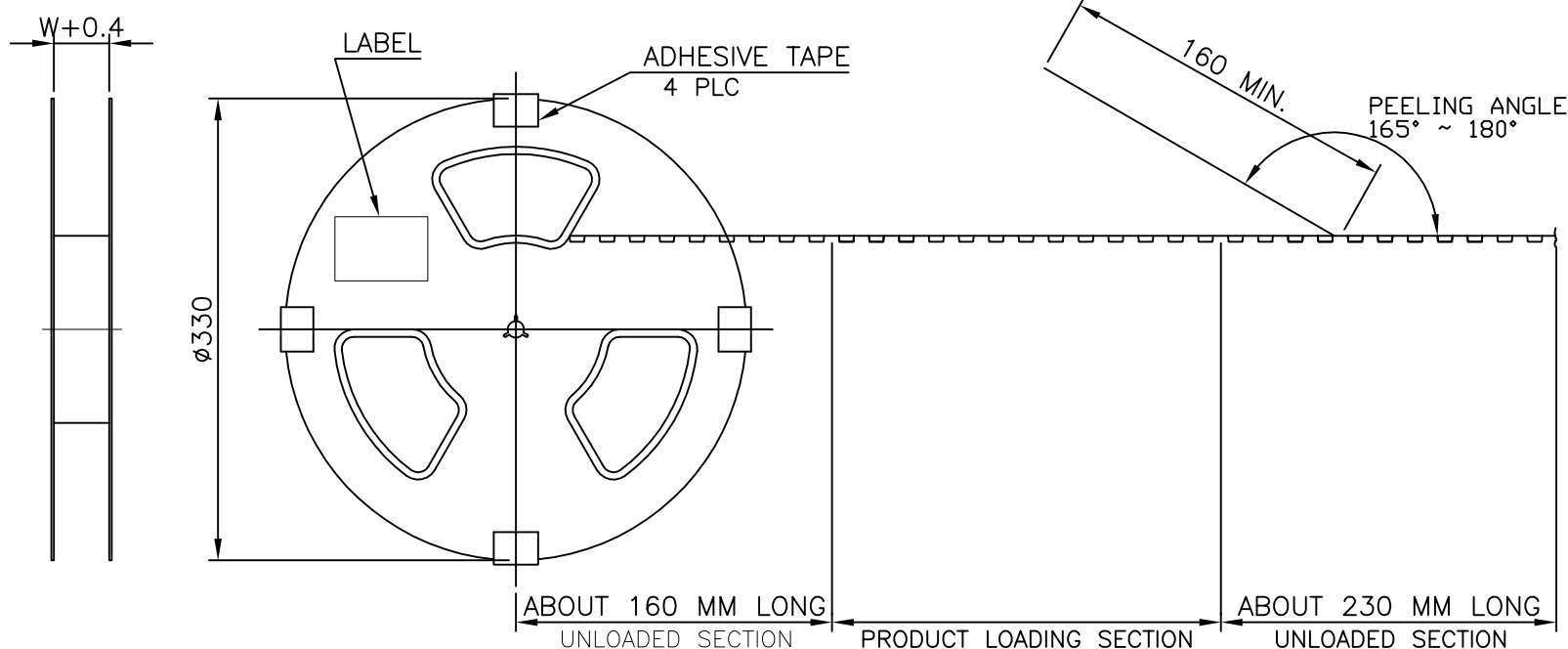
LOC DW DIST

REVISIONS

P	LTR	DESCRIPTION	DATE	DWN	APVD
		SEE SHEET 1.			

D

D



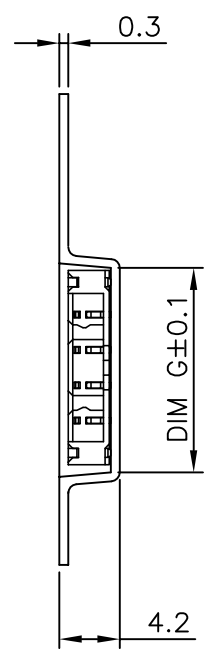
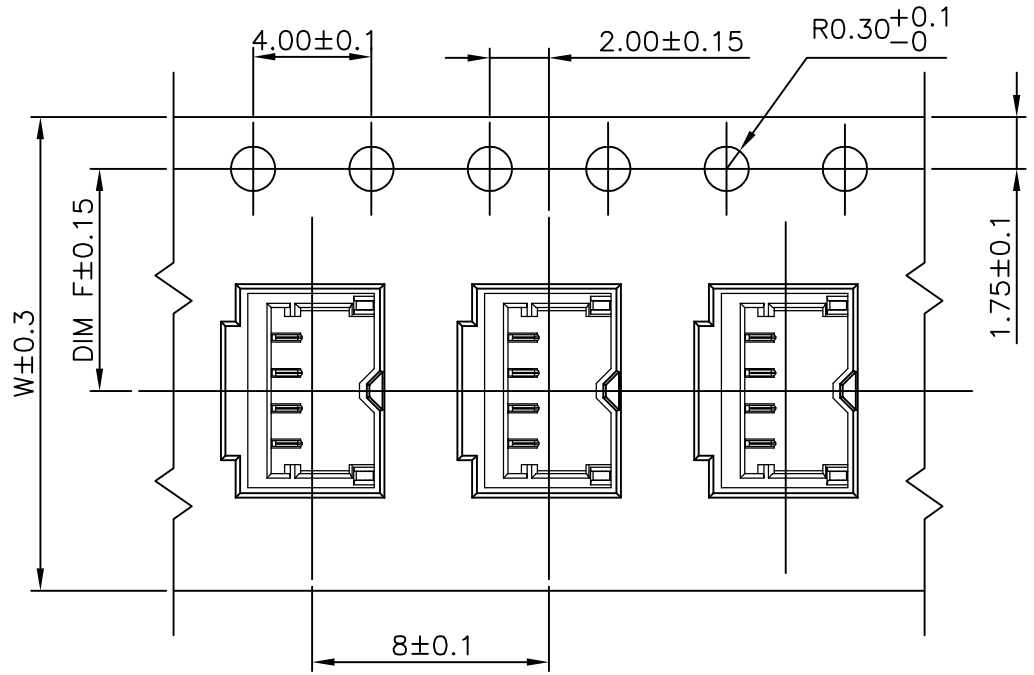
NOTES :

- MATERIAL :
 - COVER TAPE : P.S., COLOR: TRANSPARENT
 - CARRIER TAPE : P.S.
 - PARTITION : EPE
 - BOX: CORRUGATED FIBER
- DIMENSION :
 - REEL : SEE DRAWING
 - BOX : SEE DRAWING
- CARRIER TAPES, COVER TAPES, REELS AND TAPED COMPONENTS MUST MEET THE REQUIREMENTS DEFINED PER EIA-481-B.
- PEELING RESISTANCE : 10gf~130gf
- PEELING SPEED : 300mm/MINUTES

C

C

TOP OF TAPE



DIM G	DIM W	DIM F	PCS/TAPE	REELS/CARTON	QUANTITY (PCS)	G/W (Kg)	N/W (Kg)	NO. OF CONTACTS	PART NUMBER
9.35	24.0	11.50	4000	7	28000	6.71	2.11	06	1909782-5
8.15	16.0	7.50	4000	7	28000	5.94	1.67	05	1909782-4
6.95	16.0	7.50	4000	7	28000	5.53	1.26	04	1909782-3
5.75	16.0	7.50	4000	7	28000	5.12	0.85	03	1909782-2
4.55	12.0	5.50	4000	7	28000	4.66	0.47	02	1909782-1

B

B

A

A

THIS DRAWING IS A CONTROLLED DOCUMENT.

DIMENSIONS:	TOLERANCES UNLESS OTHERWISE SPECIFIED:
mm	
0 PLC	± -
1 PLC	± 0.3
2 PLC	± 0.2
3 PLC	± 0.15
4 PLC	± -
ANGLES	± 3'

DWN	-
CHK	-
APVD	-
PRODUCT SPEC	-
APPLICATION SPEC	-
WEIGHT	-
CUSTOMER DRAWING	-

STE TE Connectivity

NAME

1.2mm PITCH, BOARD TO WIRE CONNECTOR WAFER, TOP ENTRYX

SIZE	CAGE CODE	DRAWING NO	RESTRICTED TO
A3	00779	C=1909782	-

SCALE - SHEET 3 of 3 REV A5

X-ON Electronics

Largest Supplier of Electrical and Electronic Components

Click to view similar products for [Headers & Wire Housings](#) category:

Click to view products by [TE Connectivity](#) manufacturer:

Other Similar products are found below :

[892-18-020-10-001101](#) [58102-G61-06LF](#) [582553-1](#) [0009485154](#) [009176003701906](#) [0050291907](#) [LY20-4P-DT1-P1E-BR](#) [02.125.8002.8](#)
[609-3404](#) [61062-3](#) [61082-181009](#) [622-3653LF](#) [63453-116](#) [636-1030](#) [636-1427](#) [636-3427](#) [636-4007](#) [641938-9](#) [641991-4](#) [644827-2](#) [65817-](#)
[010LF](#) [65817-015LF](#) [65863-015LF](#) [66207-023LF](#) [67095-007LF](#) [67601157](#) [68645-018](#) [68648-049](#) [70.362.1628.0](#) [70-4210](#) [70-4226B](#) [70-](#)
[4853B](#) [707-5020](#) [707-5028](#) [71.350.2428.0](#) [71918-208LF](#) [71961-016LF](#) [733-134](#) [733-162](#) [754199-000](#) [760-3052](#) [787-8014-00](#) [79531-3000](#)
[FCN-360C032-B](#) [FCN-367T-T012/H](#) [FCN-723D010/2](#) [80.063.4001.1](#) [800-90-001-10-001000](#) [800-90-010-10-002000](#) [801-43-002-10-013000](#)