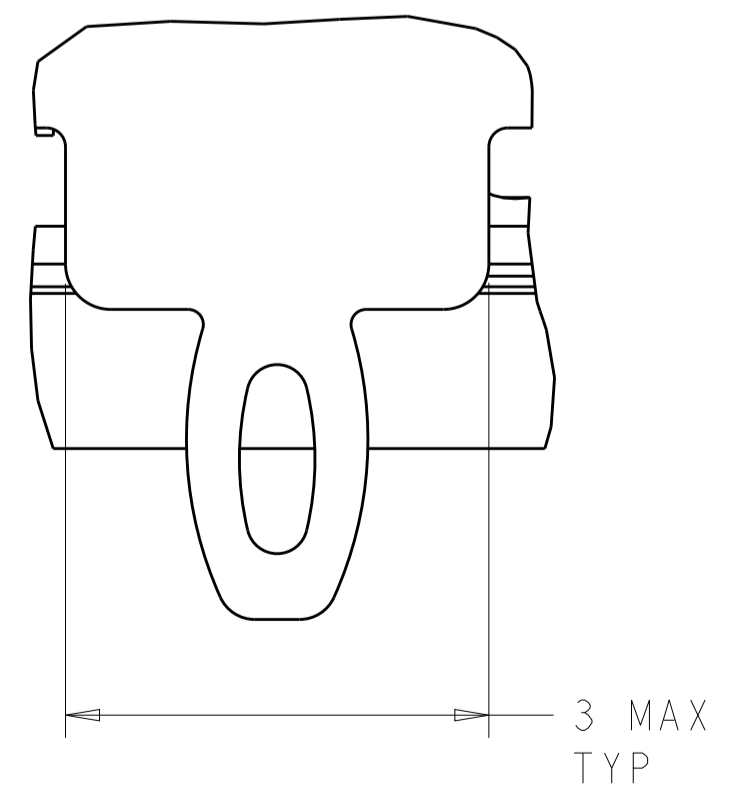
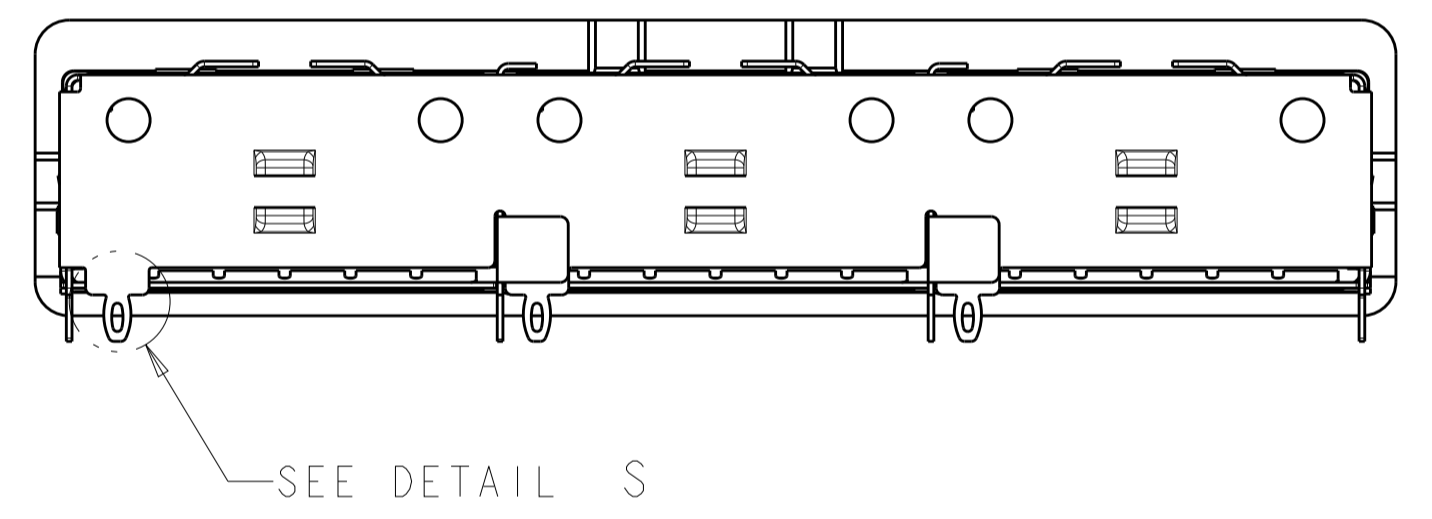
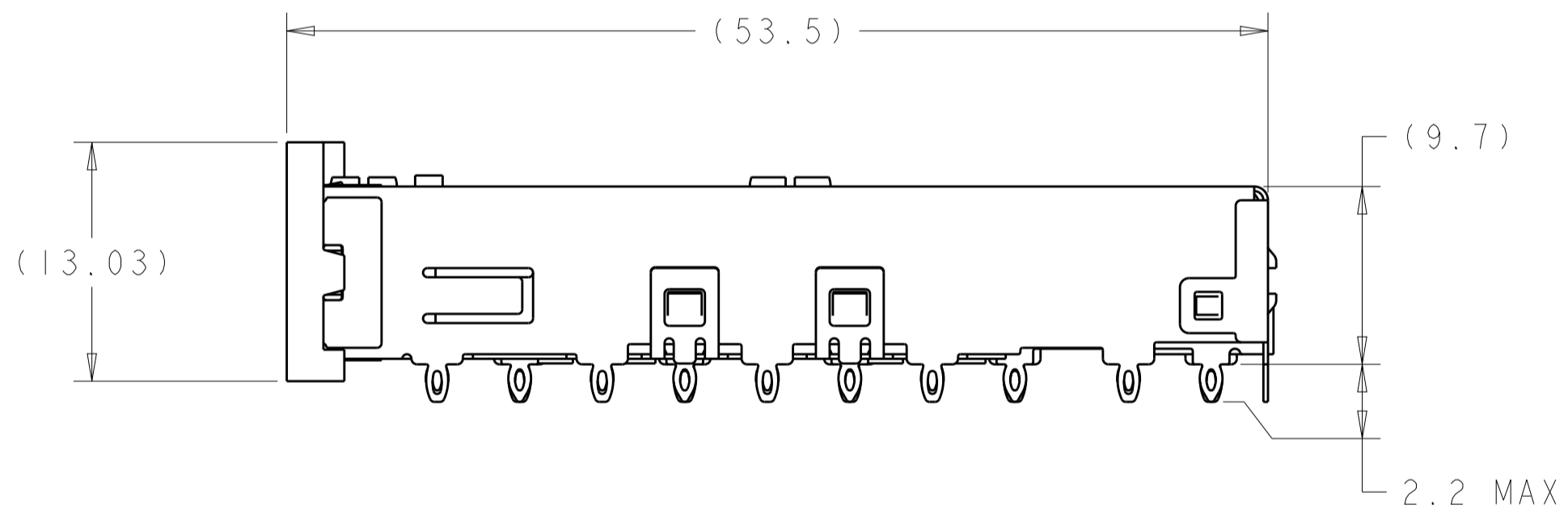
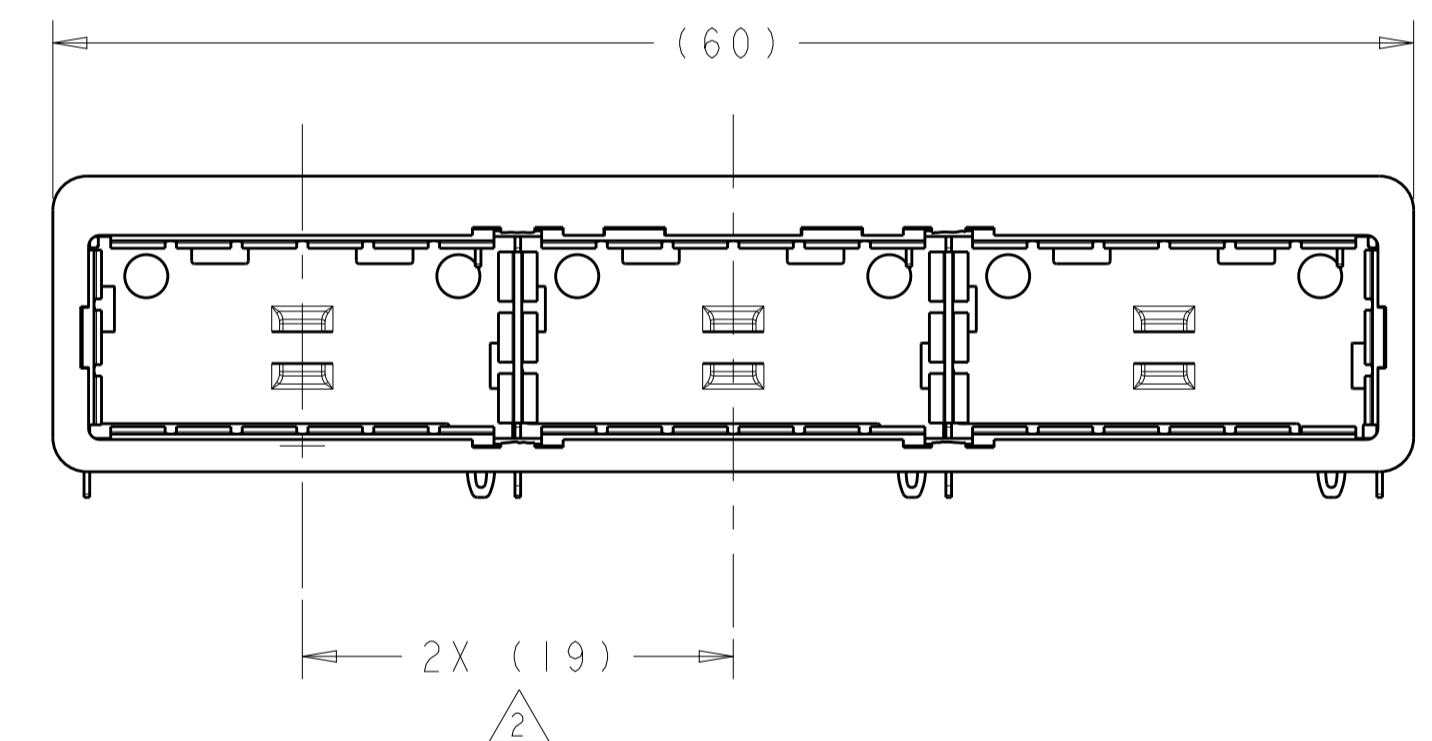
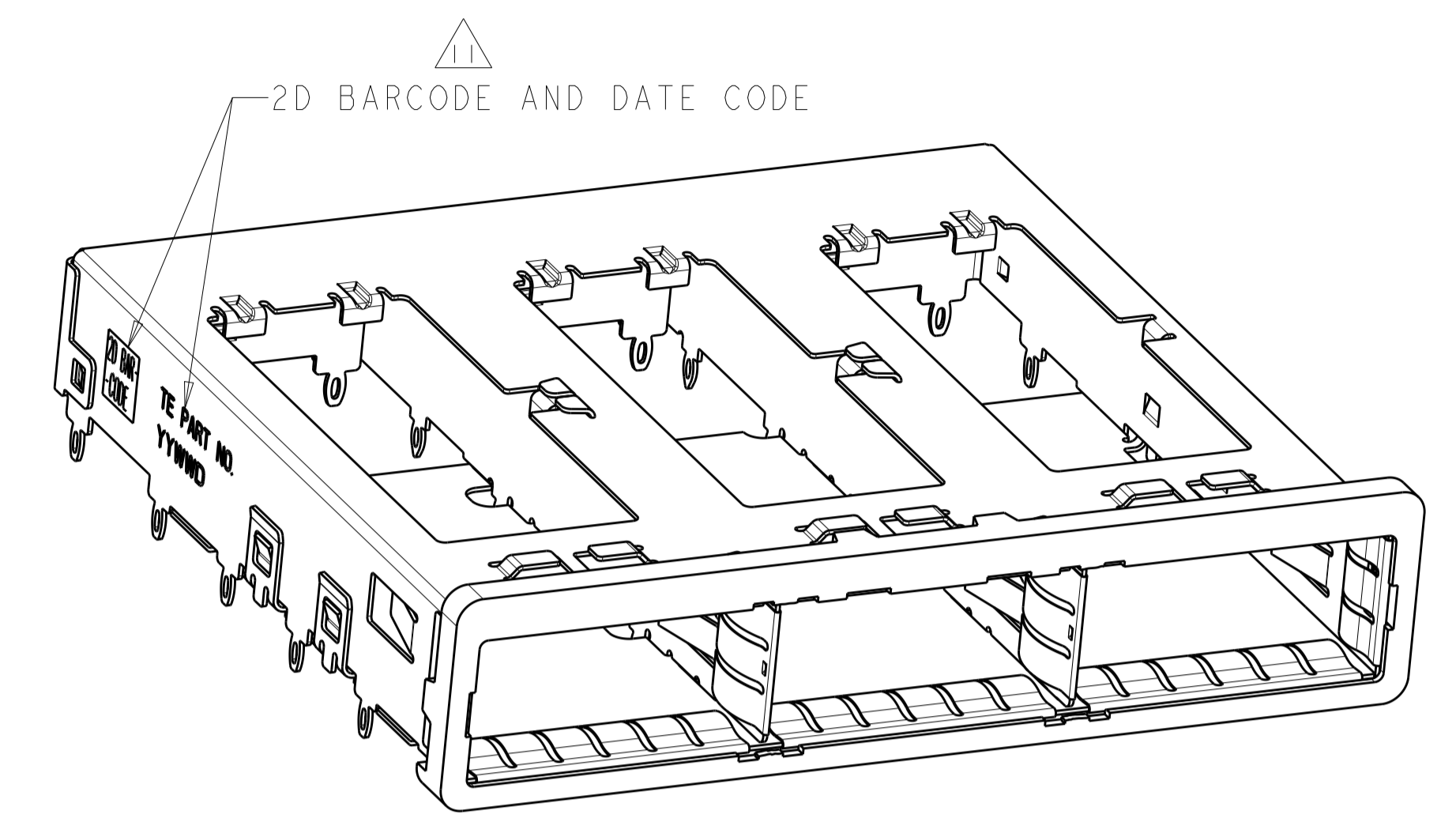
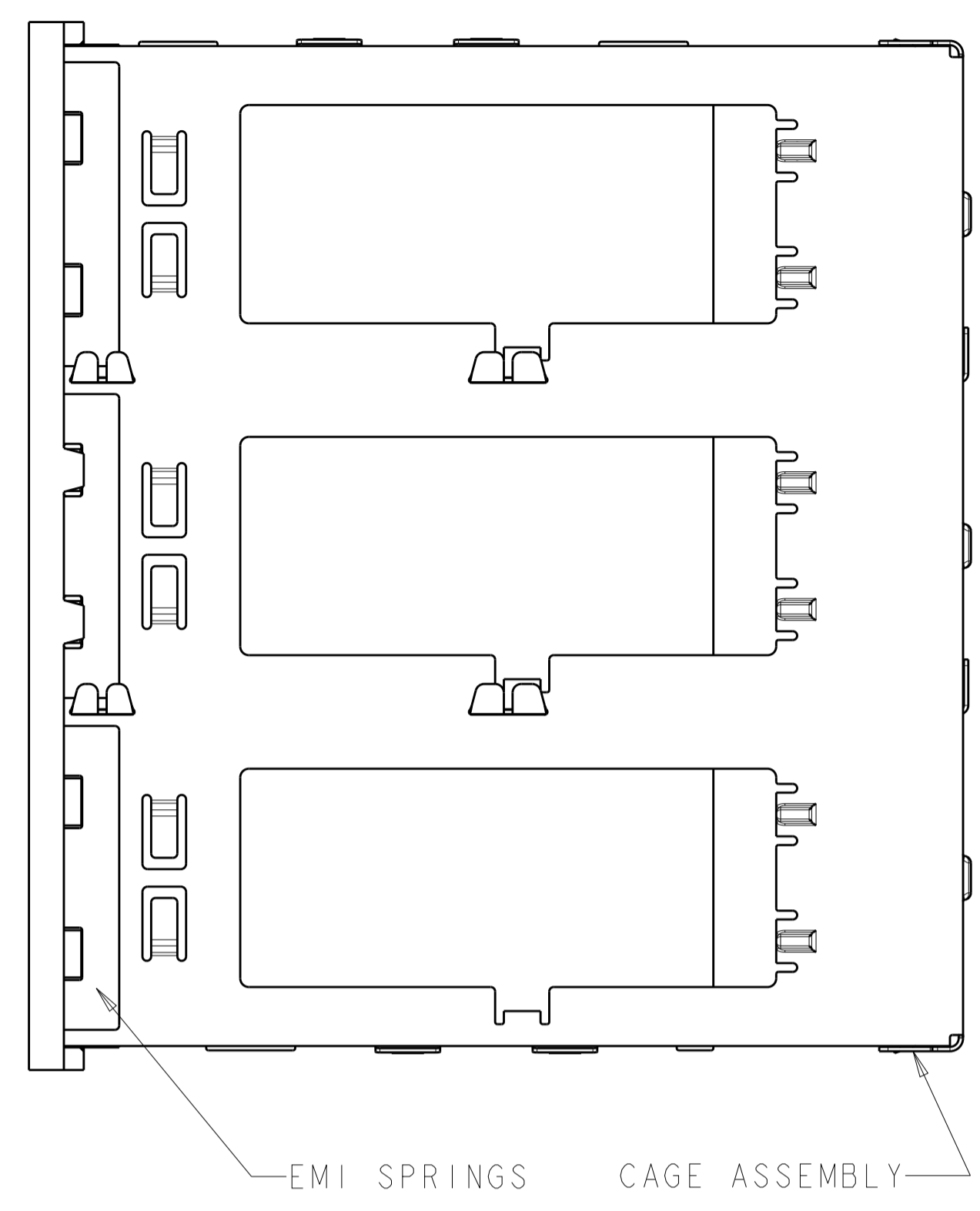
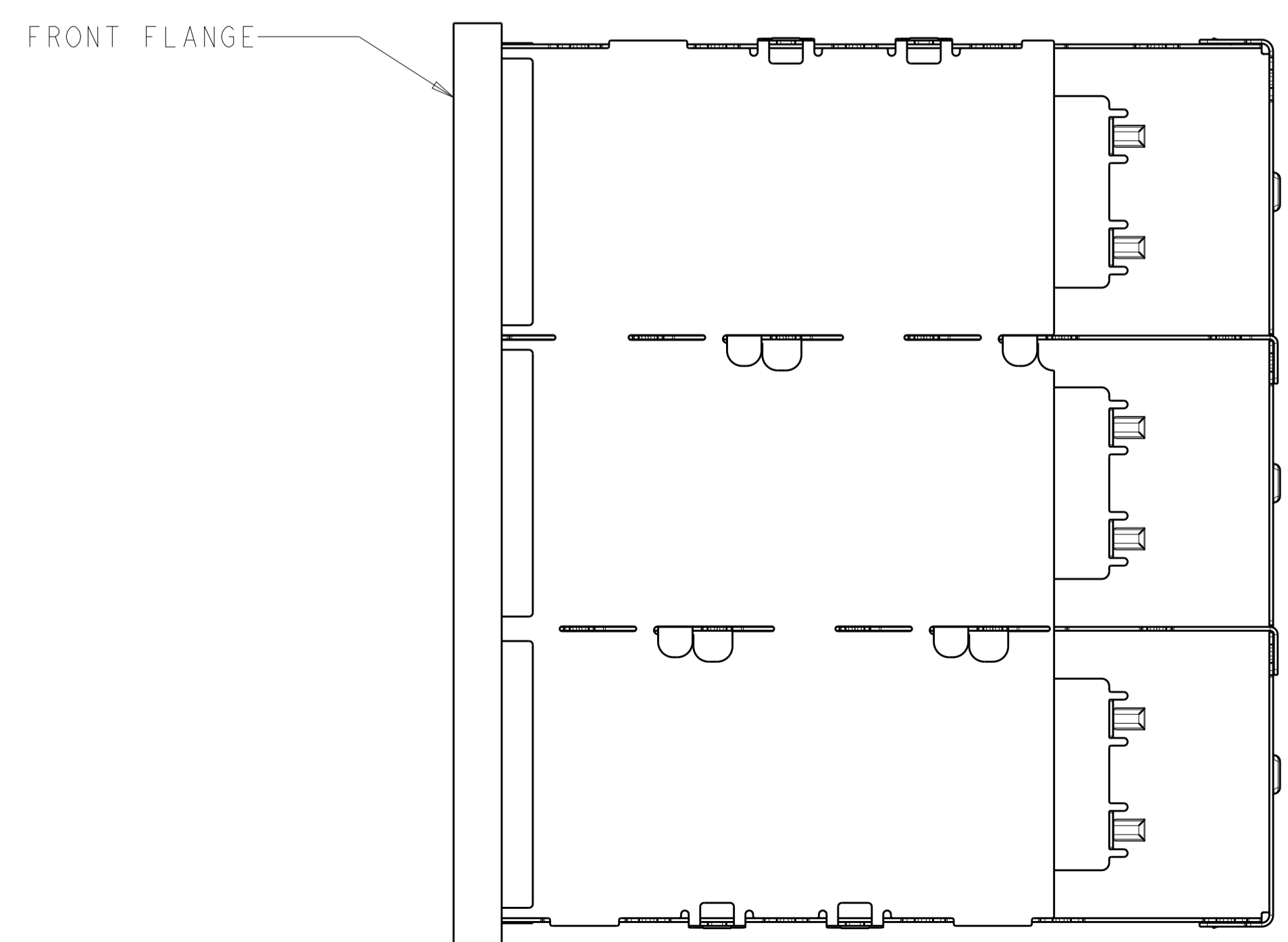


REVISIONS				
P.	LTH	DESCRIPTION	DATE	DWN APVD
D		REVISED PER ECO-15-000148	9APR2015	RG MC

- 1 SURFACE TRACES PERMITTED WITHIN THIS AREA EXCEPT WHERE CAGE STANDOFFS, SHOWN IN DETAIL S, CONTACT PC BOARD.
- 2 PITCH BETWEEN PORTS OF ONE 1X3 CAGE ASSEMBLY.
- 3 SPACING BETWEEN CAGES ON THE SAME PC BOARD, TO BE SPECIFIED BY CUSTOMER, MUST COMPLY WITH MINIMUM DIMENSIONS SHOWN.
- 4 REFERENCE APPLICATION SPEC 114-13218 FOR RECOMMENDED DRILL HOLE DIAMETER AND PLATING THICKNESS.
- 5 UNPLATED THRU HOLE.
- 6 DATUMS AND BASIC DIMENSIONS ESTABLISHED BY CUSTOMER.
- 7 DATUM -A- IS TOP SURFACE OF PC BOARD.
- 8 DIMENSION C IS THE NOMINAL THICKNESS OF CUSTOMER SUPPLIED PC BOARD.  
 MINIMUM PC BOARD THICKNESS:  
 SINGLE SIDED = 1.45mm  
 DOUBLE SIDED = 2.2mm PER QSFP
- 9. MATES WITH QSFP MSA COMPATIBLE TRANSCEIVER.
- 10 BASELINE FOR THESE DIMENSIONS IS THE CENTER OF COMPLIANT PIN HOLE.
- 11 2D BARCODE AND DATE CODE (YYWW) MARKED APPROXIMATELY AS SHOWN.
- 12 REFERENCE APP SPEC 114-13218 FOR GASKET THICKNESS CALCULATION.
- 13 MATERIAL:  
 CAGE ASSEMBLY: NICKEL SILVER, 0.25 THICK  
 EMI SPRINGS: COPPER ALLOY  
 FRONT FLANGE: ZINC ALLOY
- 14 FINISH:  
 EMI SPRINGS: 2µm MINIMUM TIN  
 FRONT FLANGE: 3µm MINIMUM TIN OVER 1.27µm MINIMUM NICKEL OVER 5.08µm MINIMUM COPPER.



DETAIL S  
 SCALE 20:1

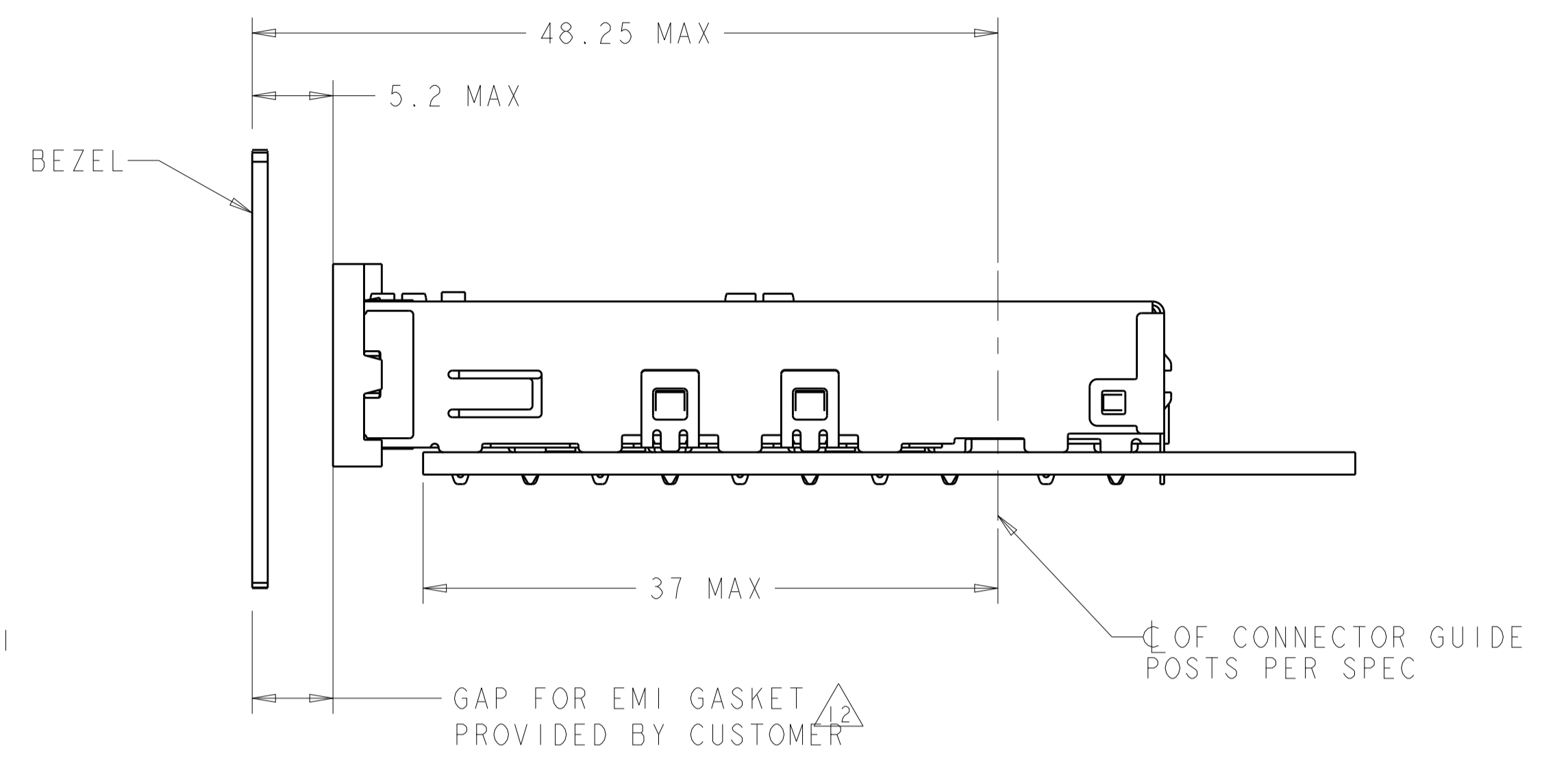
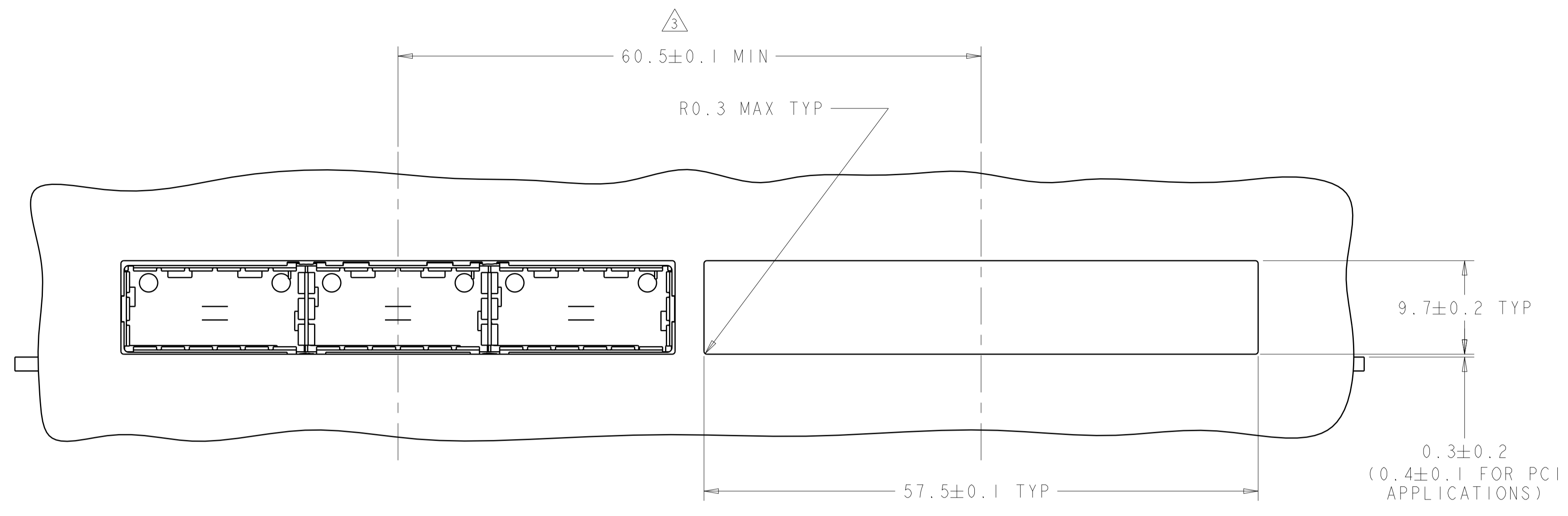


THIS PRODUCT HAS NOT COMPLETED VALIDATION/QUALIFICATION TESTING

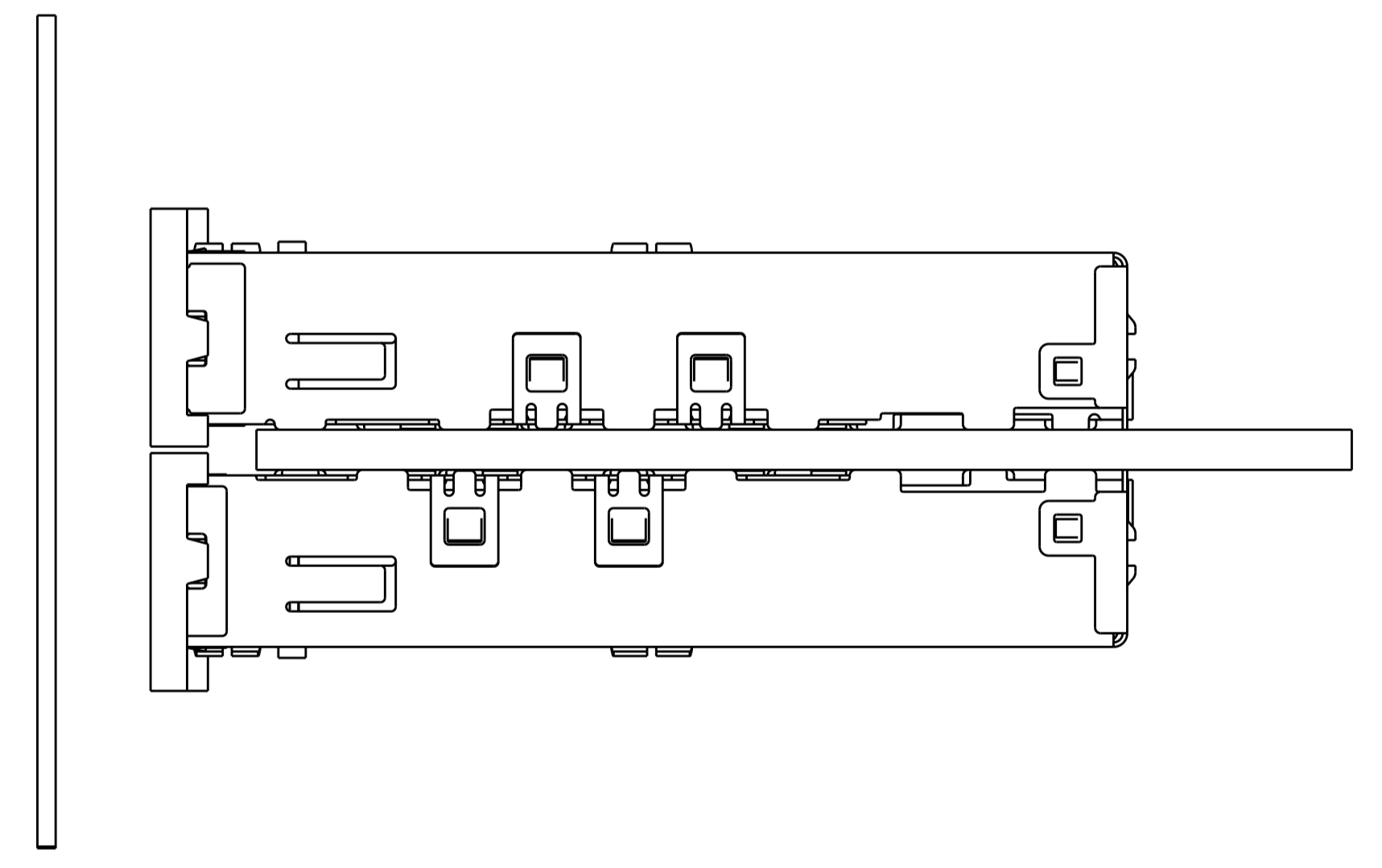
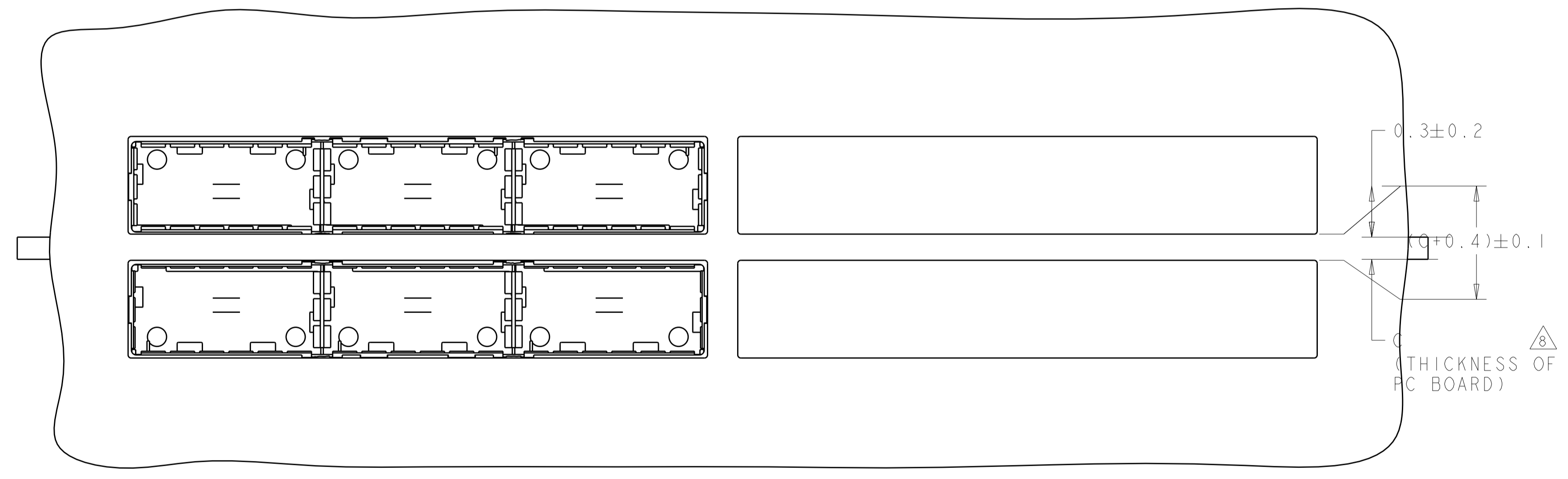
2007474-1  
 PART NUMBER

THIS DRAWING IS A CONTROLLED DOCUMENT.		DWN C. VALENTINE 07NOV2007	TE Connectivity
DIMENSIONS:		CHK E. BRIGHT 07NOV2007	
mm	TOLERANCES UNLESS OTHERWISE SPECIFIED:	APVD E. BRIGHT 07NOV2007	NAME 1X3 CAGE ASSEMBLY, BEHIND BEZEL, QSFP
0 PLC ±0.1	1 PLC ±0.1	PRODUCT SPEC 108-2286	
2 PLC ±0.13	3 PLC ±0.001	APPLICATION SPEC 114-13218	SIZE CAGE CODE DRAWING NO A100779C=2007474
4 PLC ±0.001	ANGLES ±	WEIGHT	
MATERIAL T83	FINISH 14	CUSTOMER DRAWING	RESTRICTED TO
		SCALE 3:1	SHEET 1 OF 4
			REV D

REVISIONS				
P.	LTN	DESCRIPTION	DATE	OWN APVD
-	-	SEE SHEET 1	-	-



ONE SIDED CONFIGURATION  
 SCALE 3:1

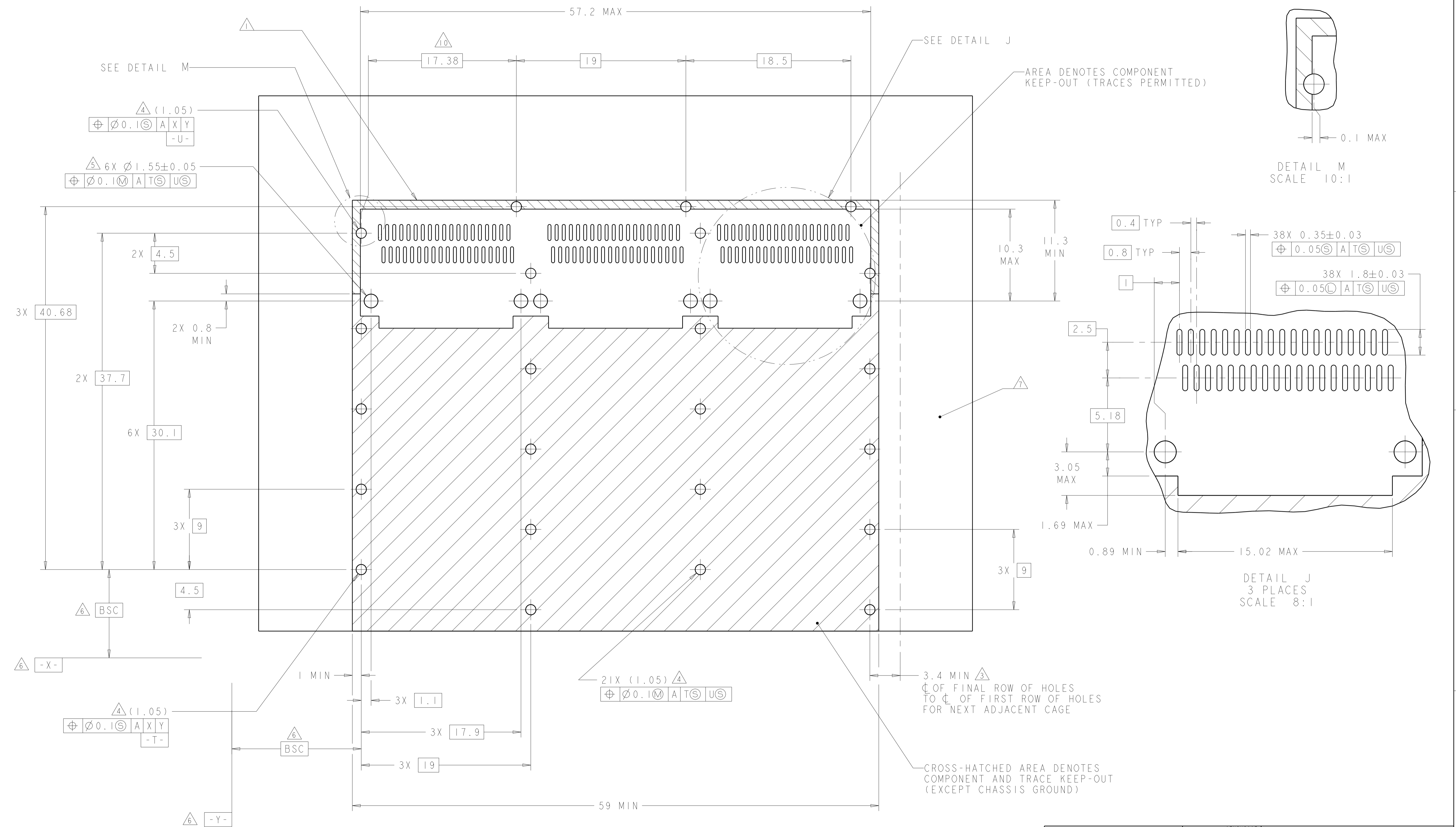


BELLY TO BELLY CONFIGURATION SIMILAR  
 TO ONE SIDED EXCEPT WHERE NOTED  
 SCALE 3:1

THIS PRODUCT HAS NOT COMPLETED VALIDATION/QUALIFICATION TESTING

THIS DRAWING IS A CONTROLLED DOCUMENT.		OWN: C. VALENTINE 07NOV2007	TE Connectivity
DIMENSIONS: mm		CHK: E. BRIGHT 07NOV2007	
TOLERANCES UNLESS OTHERWISE SPECIFIED:		APVD: E. BRIGHT 07NOV2007	NAME: 1X3 CAGE ASSEMBLY, BEHIND BEZEL, QSFP
0 PLC ±.1	1 PLC ±0.1	PRODUCT SPEC	108-2286
2 PLC ±0.1	3 PLC ±0.013	APPLICATION SPEC	114-13218
4 PLC ±0.0001	ANGLES ±.1	FINISH	114-13218
MATERIAL: TBD		WEIGHT	A100779C=2007474
		CUSTOMER DRAWING	SCALE 3:1 SHEET 2 OF 4 REV D

REVISIONS				
P.	LTN.	DESCRIPTION	DATE	APVD.
-	-	SEE SHEET 1	-	-

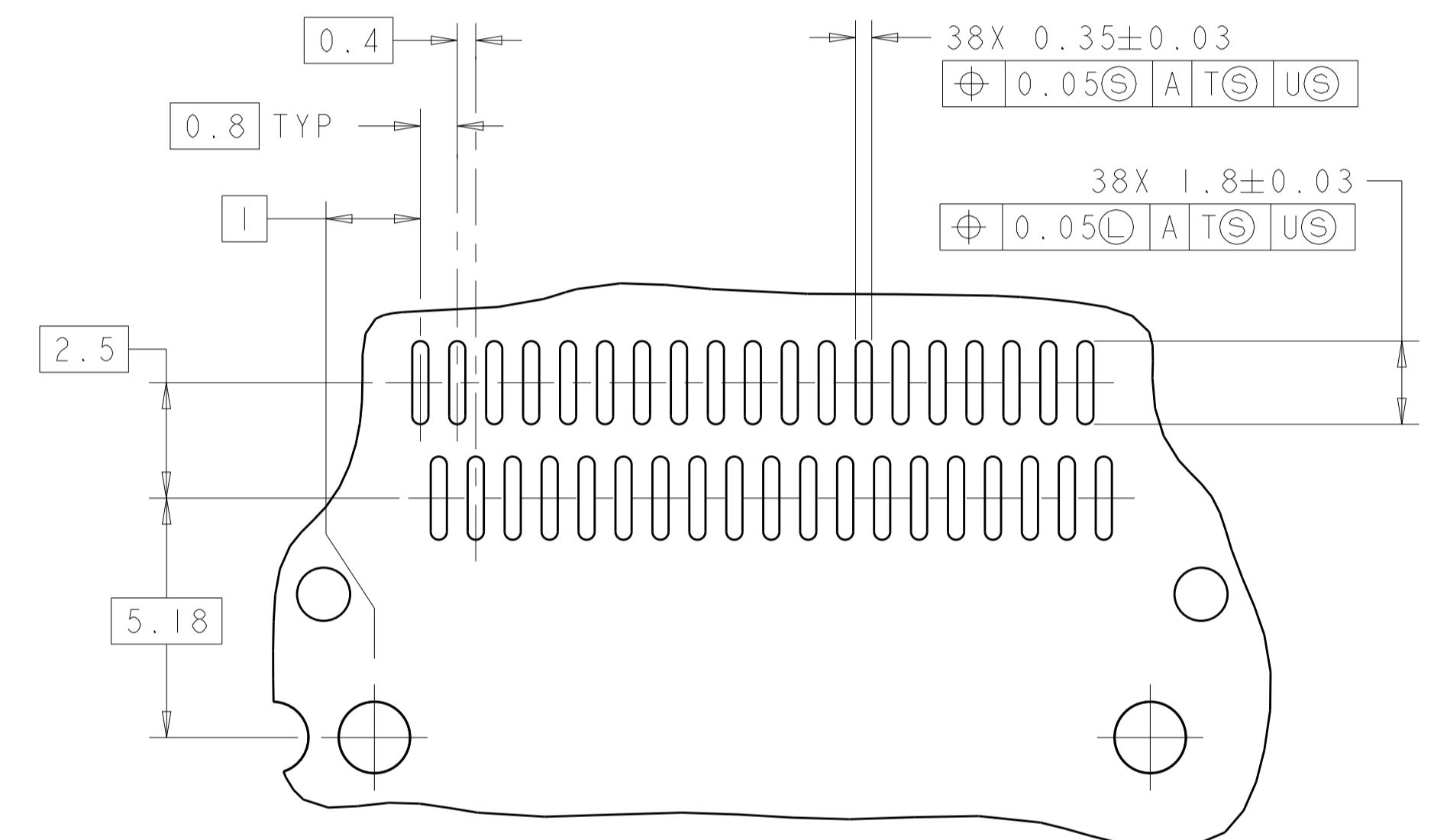
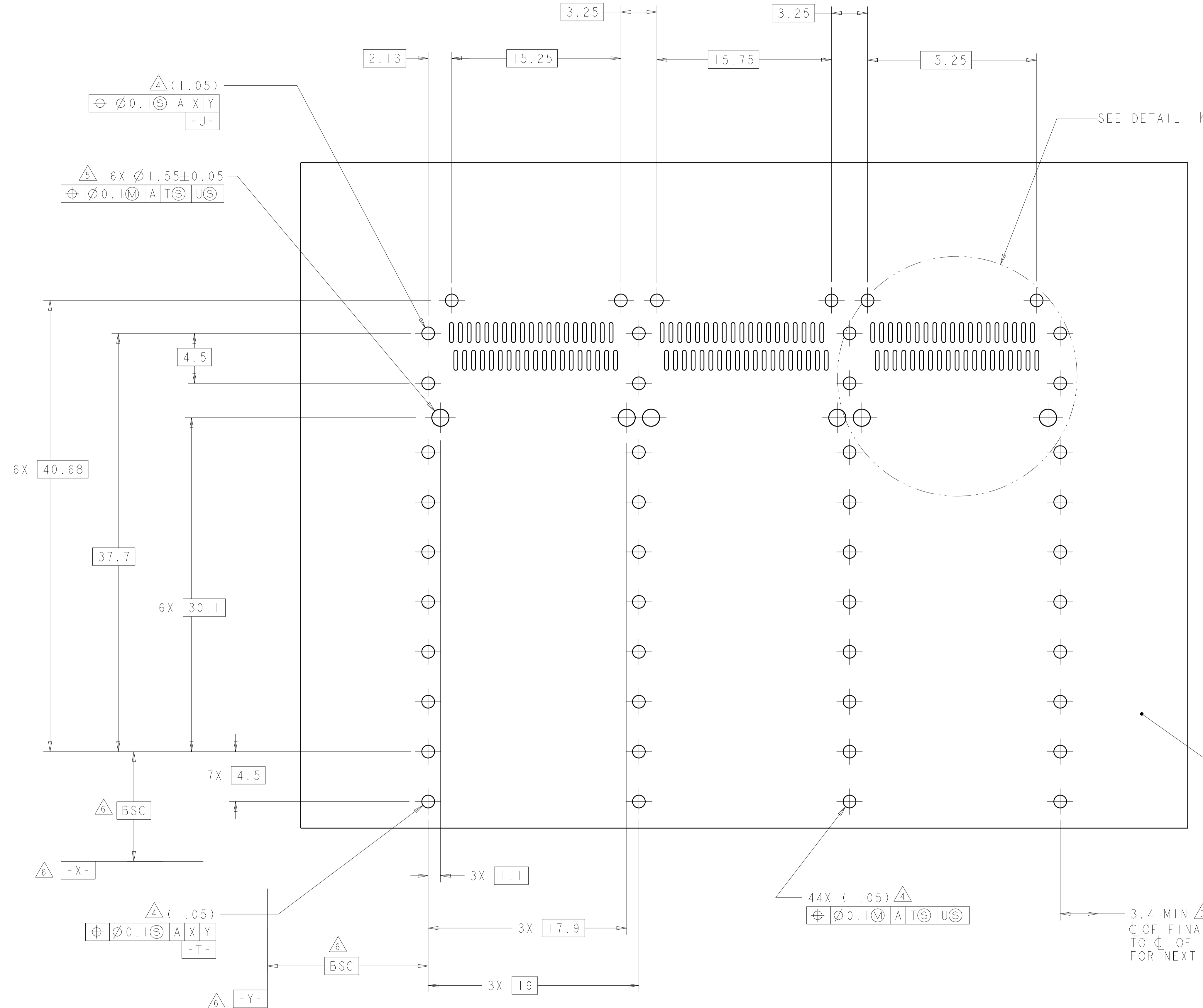


RECOMMENDED PC BOARD LAYOUT  
 SINGLE SIDE MOUNT CONFIGURATION  
 SCALE 5:1

THIS PRODUCT HAS NOT COMPLETED VALIDATION/QUALIFICATION TESTING

THIS DRAWING IS A CONTROLLED DOCUMENT.		OWN: C. VALENTINE 07NOV2007	TE Connectivity
DIMENSIONS: mm		CHK: E. BRIGHT 07NOV2007	
TOLERANCES UNLESS OTHERWISE SPECIFIED:		APVD: E. BRIGHT 07NOV2007	NAME: 1X3 CAGE ASSEMBLY, BEHIND BEZEL, QSFP PRODUCT SPEC: 108-2286 APPLICATION SPEC: 114-13218 WEIGHT: - CUSTOMER DRAWING
0 PLC ± 1 PLC ±0.1 2 PLC ±0.1 3 PLC ±0.013 4 PLC ±0.0001 ANGLES ±		SIZE: A1 CAGE CODE: 00779 DRAWING NO: C=2007474	
MATERIAL: TBD		RESTRICTED TO: -	SCALE: 3:1 SHEET: 3 OF 4 REV: D

REVISIONS				
P.	LTN.	DESCRIPTION	DATE	APVD.
-	-	SEE SHEET 1	-	-



RECOMMENDED PC BOARD LAYOUT  
 BELLY TO BELLY CONFIGURATION  
 SCALE 5:1

THIS PRODUCT HAS NOT COMPLETED VALIDATION/QUALIFICATION TESTING

THIS DRAWING IS A CONTROLLED DOCUMENT.		OWN: C. VALENTINE 07NOV2007	TE Connectivity
DIMENSIONS: mm		CHK: E. BRIGHT 07NOV2007	
TOLERANCES UNLESS OTHERWISE SPECIFIED:		APVD: E. BRIGHT 07NOV2007	NAME: 1X3 CAGE ASSEMBLY, BEHIND BEZEL, QSFP
0 PLC $\pm$ 1 PLC $\pm 0.1$ 2 PLC $\pm 0.1$ 3 PLC $\pm 0.013$ 4 PLC $\pm 0.0001$ ANGLES $\pm$		PRODUCT SPEC: 108-2286	APPLICATION SPEC: 114-13218
MATERIAL: TBD	FINISH: -	WEIGHT: -	SIZE: A100779C=2007474
CUSTOMER DRAWING		SCALE: 3:1	SHEET: 4 OF 4

## X-ON Electronics

Largest Supplier of Electrical and Electronic Components

*Click to view similar products for [I/O Connectors](#) category:*

*Click to view products by [TE Connectivity](#) manufacturer:*

Other Similar products are found below :

[571763P](#) [72.250.1628.2](#) [72.250.2428.2](#) [74720-0505](#) [76.350.0729.0](#) [76871-1403](#) [FCN-244F080-G/1](#) [FCN-260A9920](#) [MP-5T180MUNNA-005](#)  
[PCR-E36PM](#) [PCS-XE26MA+](#) [G38A71314B](#) [1571250010](#) [157-22500-3](#) [MS3471L14-19P L/C](#) [91-569786-35H](#) [172501-4002](#) [172501-6002](#)  
[FCN-260C008-A/L0](#) [FCN-260C024-AL0](#) [FCN-261Z008](#) [2000314-1](#) [200331-1](#) [PCR-E36FC+](#) [PCS-E28FS+](#) [PCS-XE26SLFD+](#) [PCS-](#)  
[XE26SLFDT+](#) [G730VID08BDC24](#) [U90B2054081210](#) [UE86K842720321](#) [38113800006](#) [DP3AR020WQ1R200](#) [Z4.102.0680.0](#) [500-1040](#)  
[500-1052](#) [500-1054](#) [ZP-4008-66L](#) [0709821002](#) [10-565995-597N](#) [DX40-20P\(55\)](#) [5554841-1](#) [U90B3054061110](#) [U65-E04-4020](#)  
[ZPF00000000097891](#) [557-262M2-06C](#) [747360449](#) [10099439-003C-TRLF](#) [10137239-0021LF](#) [E9320-001-01](#) [10137239-0011LF](#)