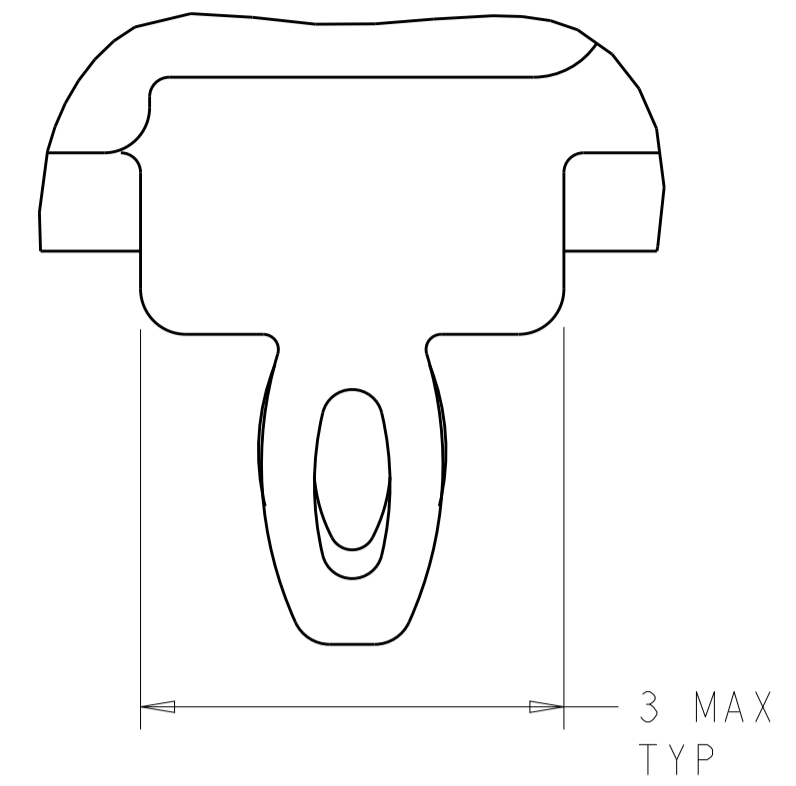


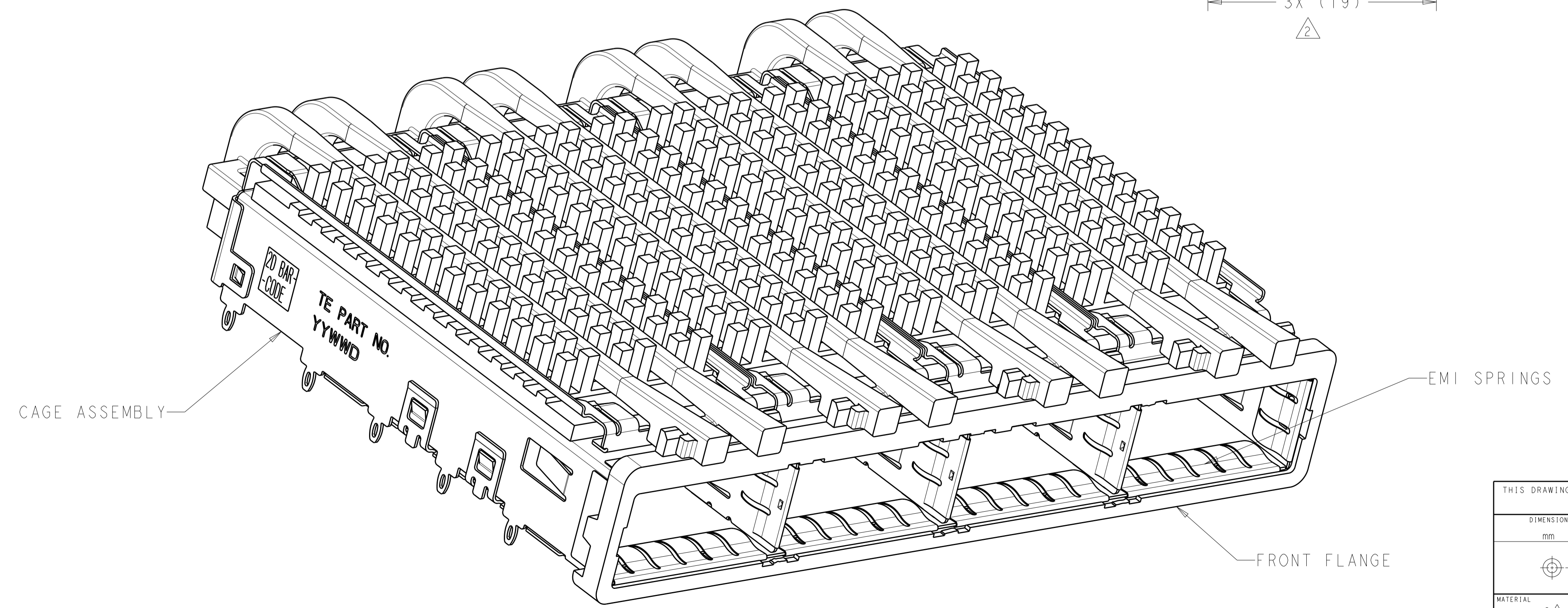
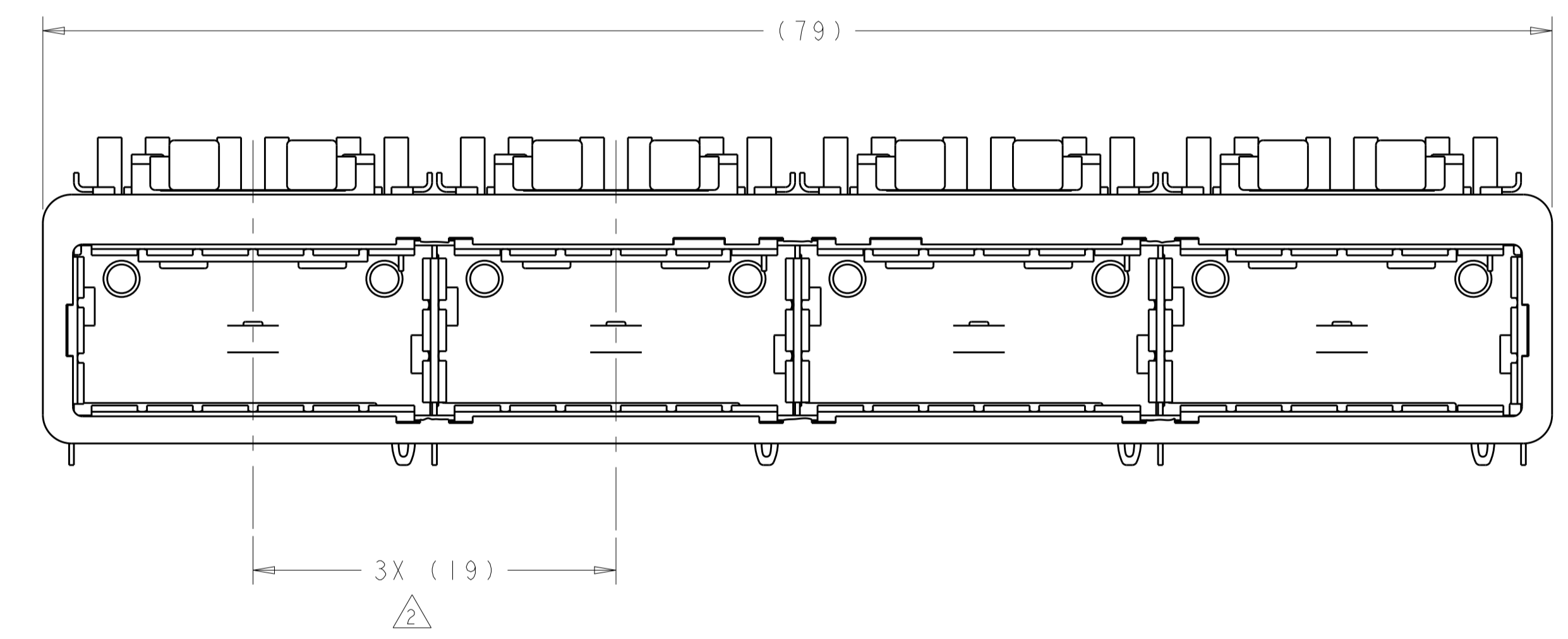
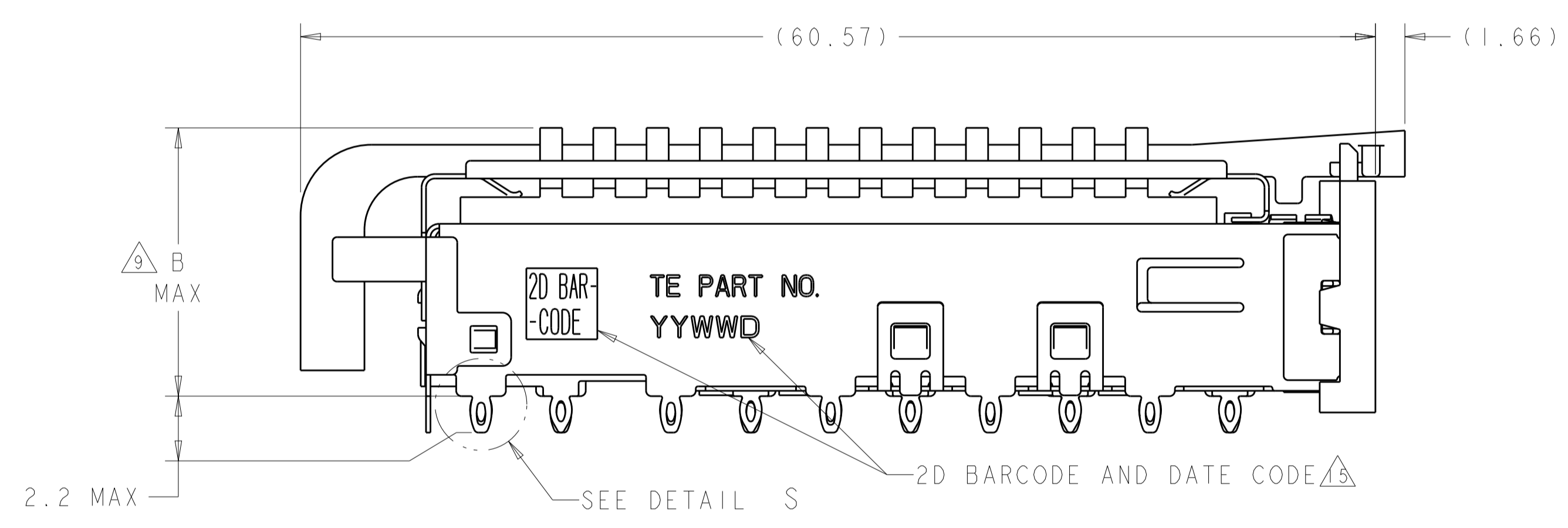
LOC	DIST	REVISIONS					
		P	LYN	DESCRIPTION	DATE	DWN	APVD
GP	00	D		REVISED PER ECO-12-003841	14MAR2012	TY	KS
		E		REVISED PER ECO-12-005533	31MAR2012	JY	AC
		F		REVISED PER ECO-14-017735	30EC2014	RG	MC



DETAIL S
SCALE 20:1

- 1 CAGE ASSEMBLY MATERIAL: NICKEL SILVER, 0.25 THICK
- HEAT SINK MATERIAL: ALUMINUM
- HEAT SINK CLIP MATERIAL: STAINLESS STEEL
- EMI SPRING MATERIAL: COPPER ALLOY
- FRONT FLANGE MATERIAL: ZINC ALLOY
- LIGHT PIPE MATERIAL: CLEAR POLYCARBONATE
- 2 PITCH BETWEEN PORTS OF ONE 1X4 CAGE ASSEMBLY.
- 3 SPACING BETWEEN CAGES ON THE SAME PC BOARD, TO BE SPECIFIED BY CUSTOMER, MUST COMPLY WITH MINIMUM DIMENSIONS SHOWN.
- 4 REFERENCE APPLICATION SPEC 114-13218 FOR RECOMMENDED DRILL HOLE DIAMETER AND PLATING THICKNESS.
- 5 DATUMS AND BASIC DIMENSIONS ESTABLISHED BY CUSTOMER.
- 6 DIMENSION C IS THE NOMINAL THICKNESS OF CUSTOMER SUPPLIED PC BOARD, SINGLE SIDED PC BOARD MINIMUM THICKNESS = 1.45mm, DOUBLE SIDED PC BOARD MINIMUM THICKNESS = 2.2mm PER QSFP.
- 7 HEAT SINKS, LIGHT PIPES, AND CLIP SHIPPED ASSEMBLED TO CAGE ASSEMBLY. CAGE ASSEMBLY MAY BE PRESSED INTO THE PCB AS SHIPPED.
- 8 DATUM -A- IS TOP SURFACE OF PC BOARD.
- 9 DIMENSION APPLIES WITH MODULE INSERTED IN CAGE.
- 10 UNPLATED THRU HOLE.
- 11 MAXIMUM HEIGHT OF LED OFF BOARD: 0.9mm.
- 12 MATES WITH QSFP MSA COMPATIBLE TRANSCEIVER.
- 13 SURFACE TRACES PERMITTED WITHIN THIS AREA EXCEPT WHERE CAGE STANDOFFS, SHOWN IN DETAIL S, CONTACT PC BOARD.
- 14 BASELINE FOR THESE DIMENSIONS IS THE CENTER OF COMPLIANT PIN HOLE.

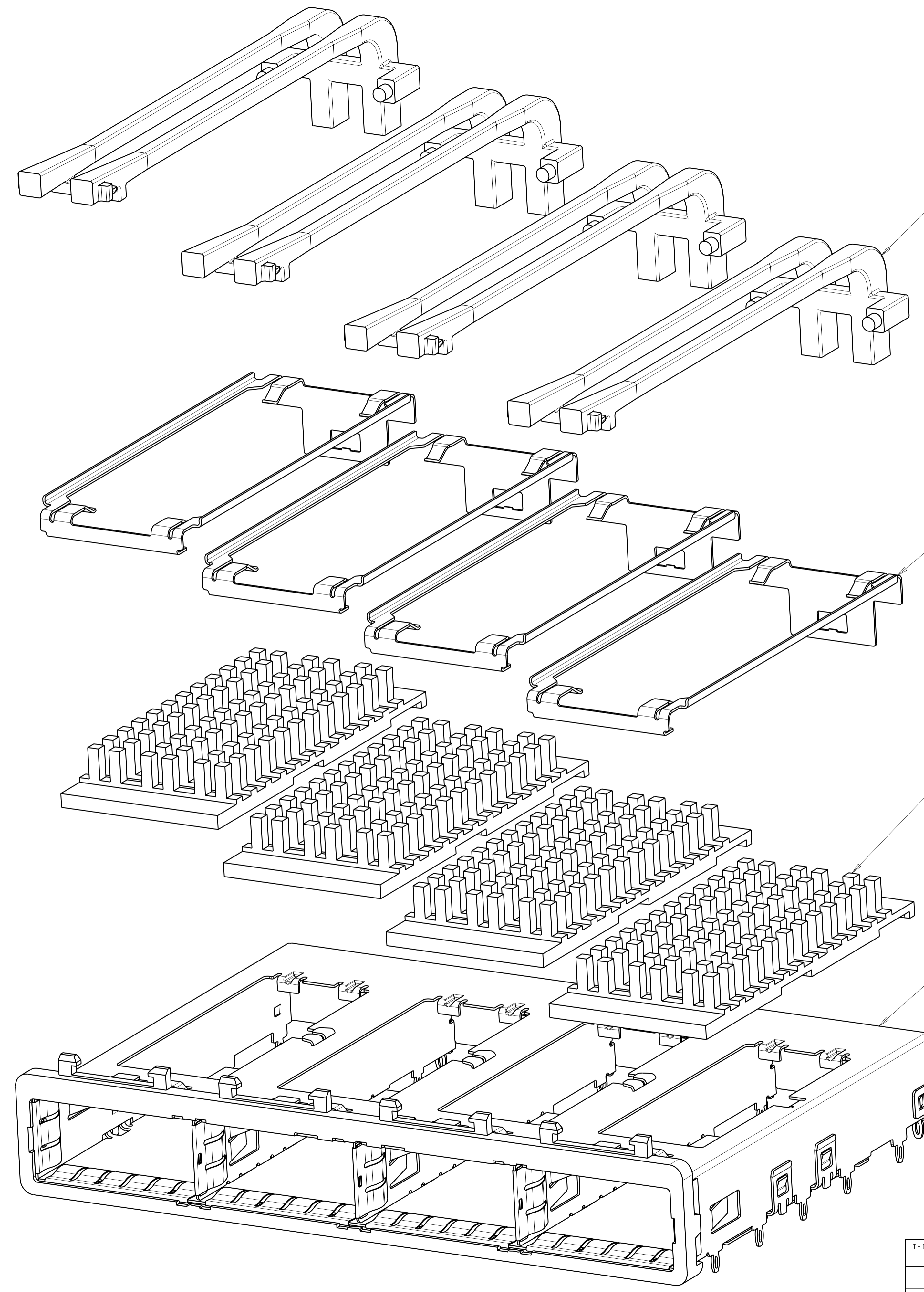
- 15 2D BARCODE AND DATE CODE (YYWW) MARKED ON SIDE OF CAGE ASSEMBLY.
- 16 REFERENCE APP SPEC 114-13218 FOR GASKET THICKNESS CALCULATION.
- 17 EMI SPRING FINISH: 2µm MINIMUM TIN
FRONT FLANGE FINISH: 3µm MINIMUM TIN OVER 1.27µm MINIMUM NICKEL OVER 5.08µm MINIMUM COPPER
HEAT SINK FINISH: NICKEL.
- 18 HEAT SINKS AND CLIPS SHIPPED ASSEMBLED TO CAGE ASSEMBLY. CAGE ASSEMBLY MAY BE PRESSED INTO THE PCB AS SHIPPED. LIGHT PIPES, SHIPPED UNATTACHED, MUST BE ASSEMBLED BY CUSTOMER AFTER THE CAGE IS SEATED IN THE PCB.



13.7	PCI	2007626-3
23.0	NETWORKING	2007626-2
16.0	SAN	2007626-1
B	HEAT SINK PROFILE	PART NUMBER

THIS DRAWING IS A CONTROLLED DOCUMENT.		DWN C. VALENTINI 28FEB2008	TE Connectivity	
DIMENSIONS:		CHK E. BRIGHT 28FEB2008	NAME 1X4 CAGE ASSEMBLY, BEHIND BEZEL, W/ SQUARE LIGHT PIPES AND HEAT SINKS, QSFP	
mm		APVD E. BRIGHT 28FEB2008		
TOLERANCES UNLESS OTHERWISE SPECIFIED:		PRODUCT SPEC	RESTRICTED TO	
0 PLC	±	108-2286	SIZE CAGE CODE DRAWING NO	
1 PLC	±0.1	APPLICATION SPEC	A100779C=2007626	
2 PLC	±	WEIGHT	SCALE 1:1 SHEET 1 OF 5 REV F	
3 PLC	±	CUSTOMER DRAWING		
4 PLC	±			
ANGLES	±			
MATERIAL	FINISH			

LOC	DIST	REVISIONS					
GP	00	P.	LYR	DESCRIPTION	DATE	DWN	APVD
		-		SEE SHEET 1			



SQUARE DOUBLE LIGHT PIPES $\triangle/\triangle/8$
 QUANTITY: 4

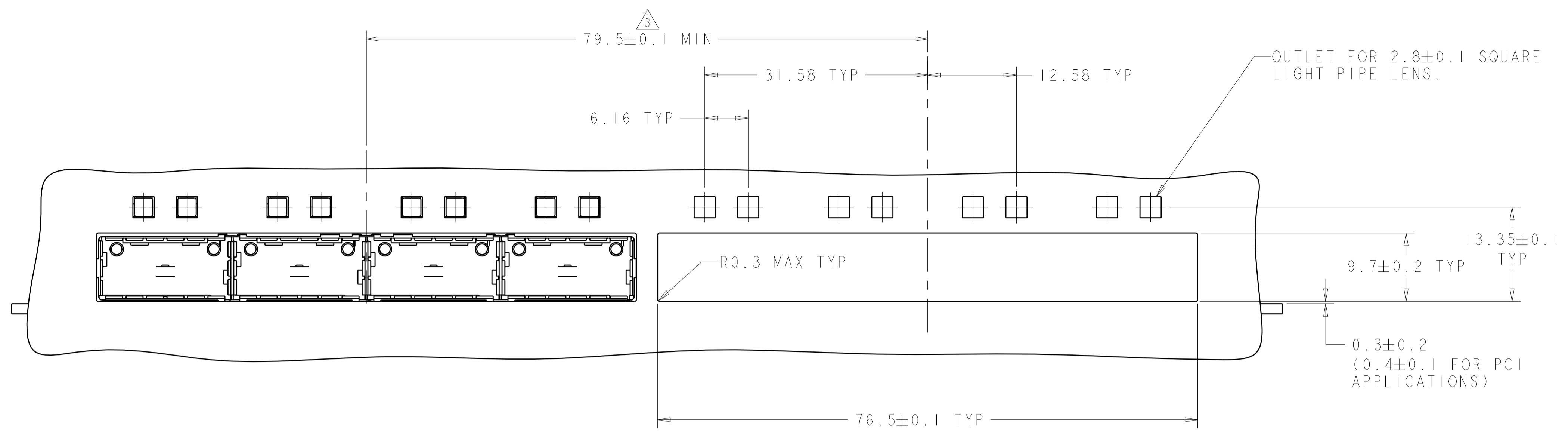
HEAT SINK CLIPS $\triangle/\triangle/8$
 QUANTITY: 4

72 PIN HEAT SINKS $\triangle/\triangle/8$
 QUANTITY: 4

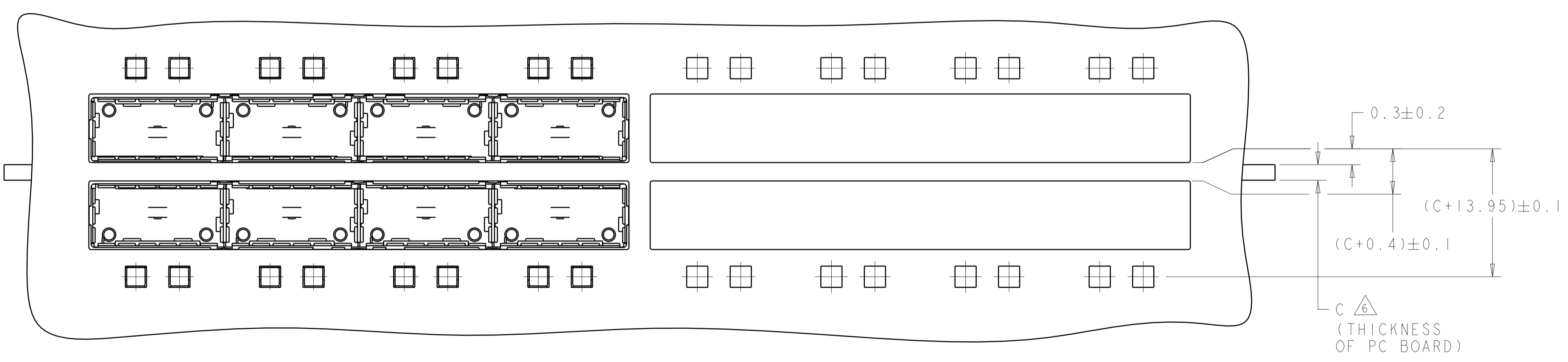
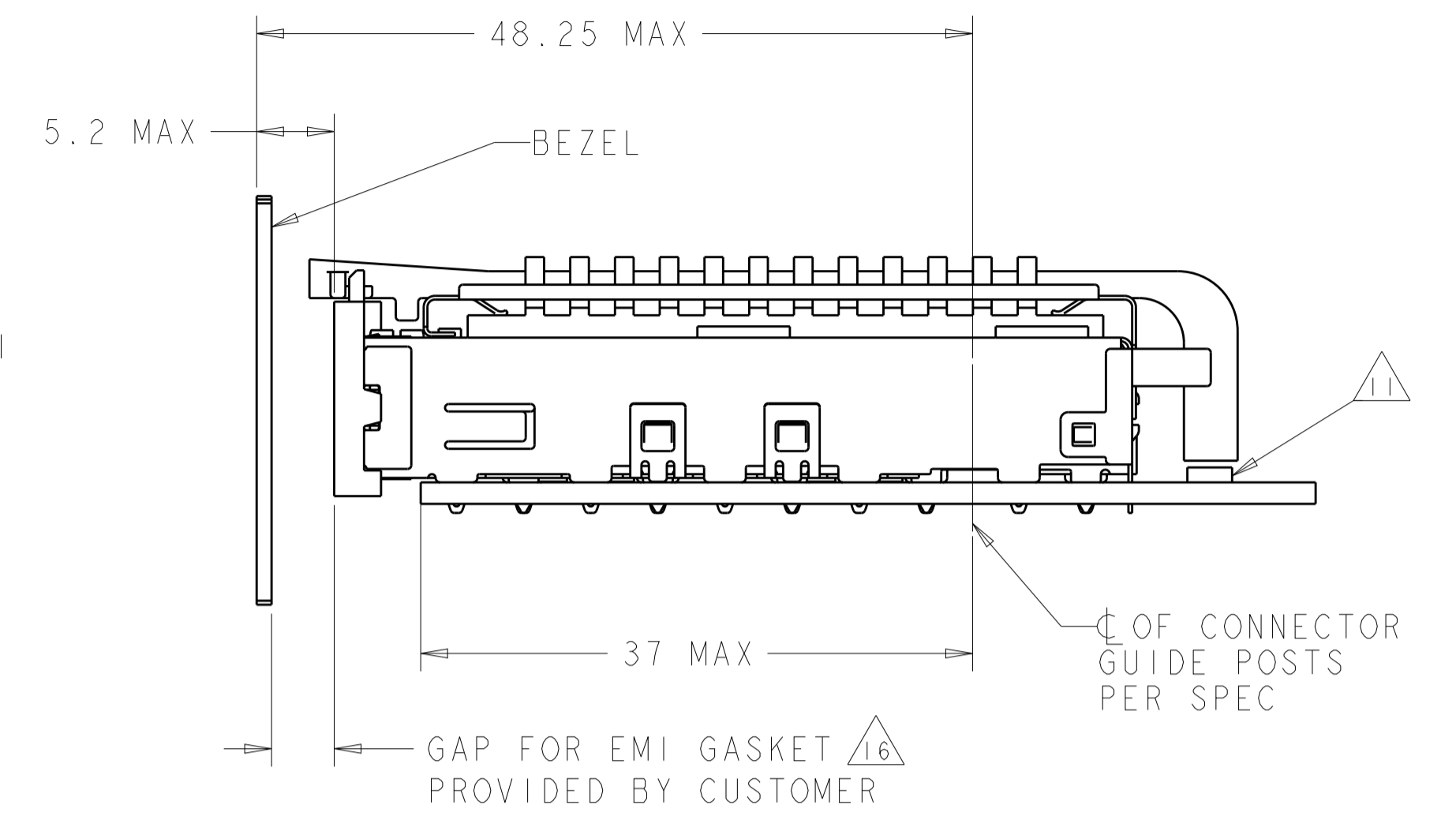
1X4 BEHIND BEZEL QSFP
 CAGE ASSEMBLY
 QUANTITY: 1

THIS DRAWING IS A CONTROLLED DOCUMENT.		DWN C. VALENTIN 28FEB2008	TE Connectivity
DIMENSIONS:		CHK E. BRIGHT 28FEB2008	
mm	0 PLC ±	APVD E. BRIGHT 28FEB2008	NAME 1X4 CAGE ASSEMBLY, BEHIND BEZEL, W/ SQUARE LIGHT PIPES AND HEAT SINKS, QSFP
	1 PLC ±0.1	PRODUCT SPEC	
	2 PLC ±0.1	108-2286	
	3 PLC ±	APPLICATION SPEC	
	4 PLC ±	SIZE	A100779
	ANGLES ±	CAGE CODE	C=2007626
MATERIAL	FINISH	WEIGHT	RESTRICTED TO
			CUSTOMER DRAWING
		SCALE	1:1
		SHEET	2 OF 5
		REV	F

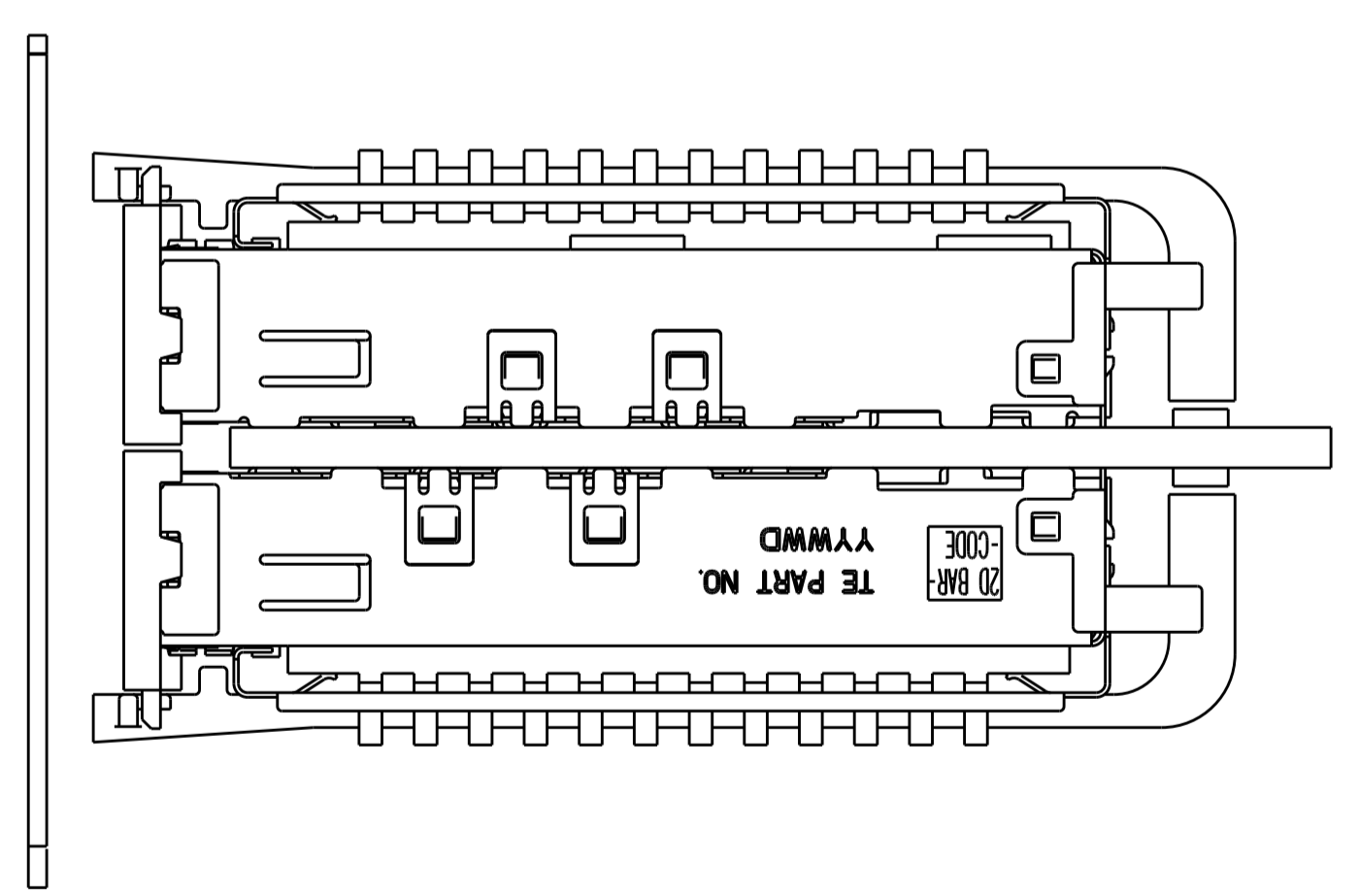
LOC	DIST	REV	DATE	BY	APPD
GP	00				
REVISIONS			DESCRIPTION	DATE	BY
			SEE SHEET 1		



ONE SIDED CONFIGURATION
SCALE 5:2

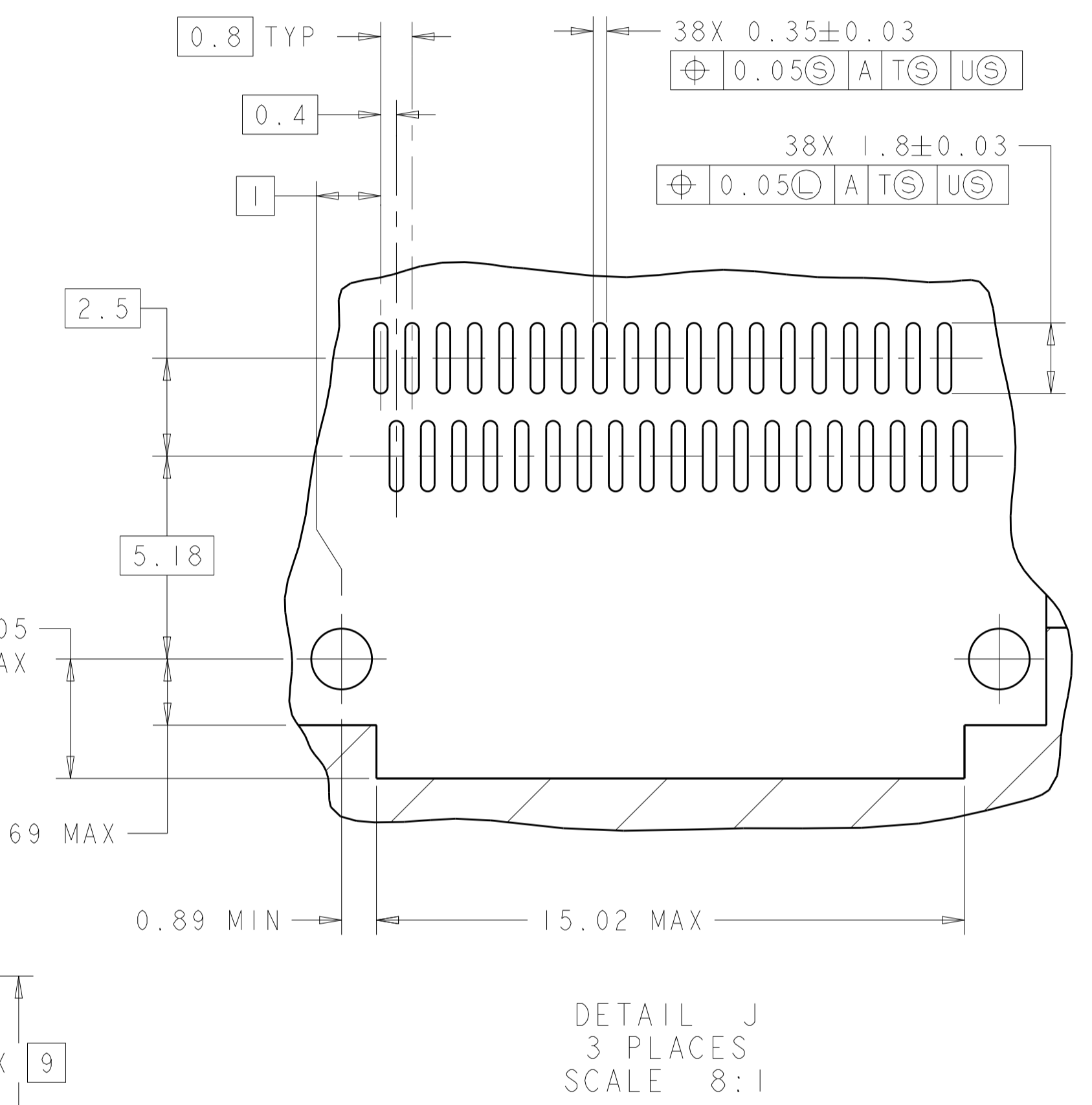
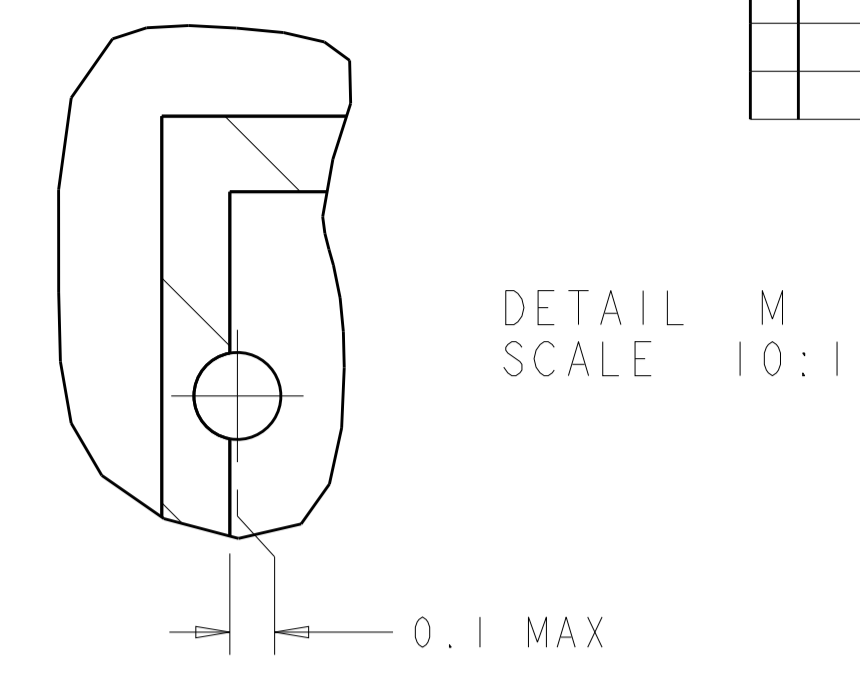
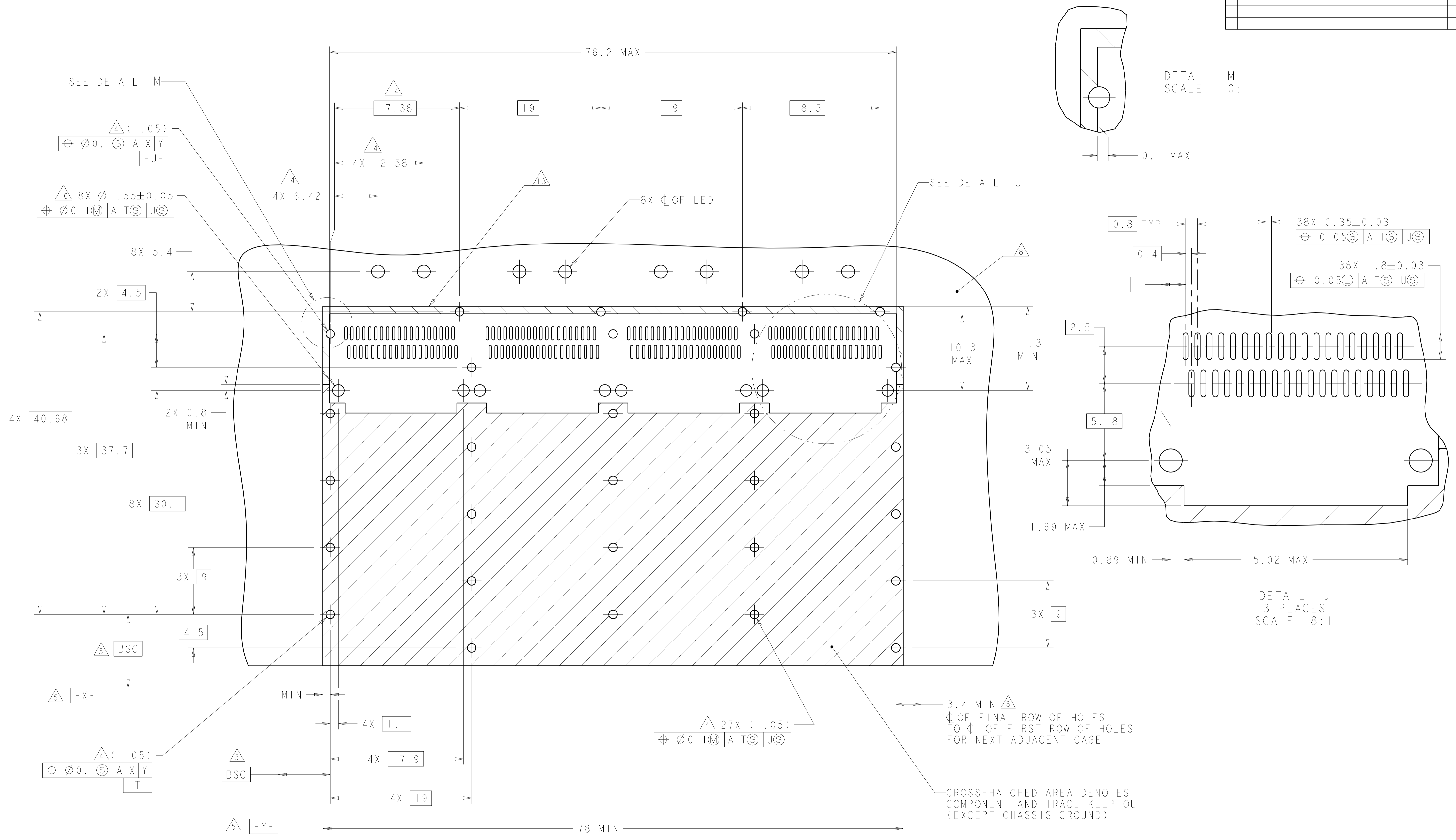


BELLY TO BELLY CONFIGURATION
SIMILAR TO ONE SIDED
EXCEPT WHERE NOTED
SCALE 5:2



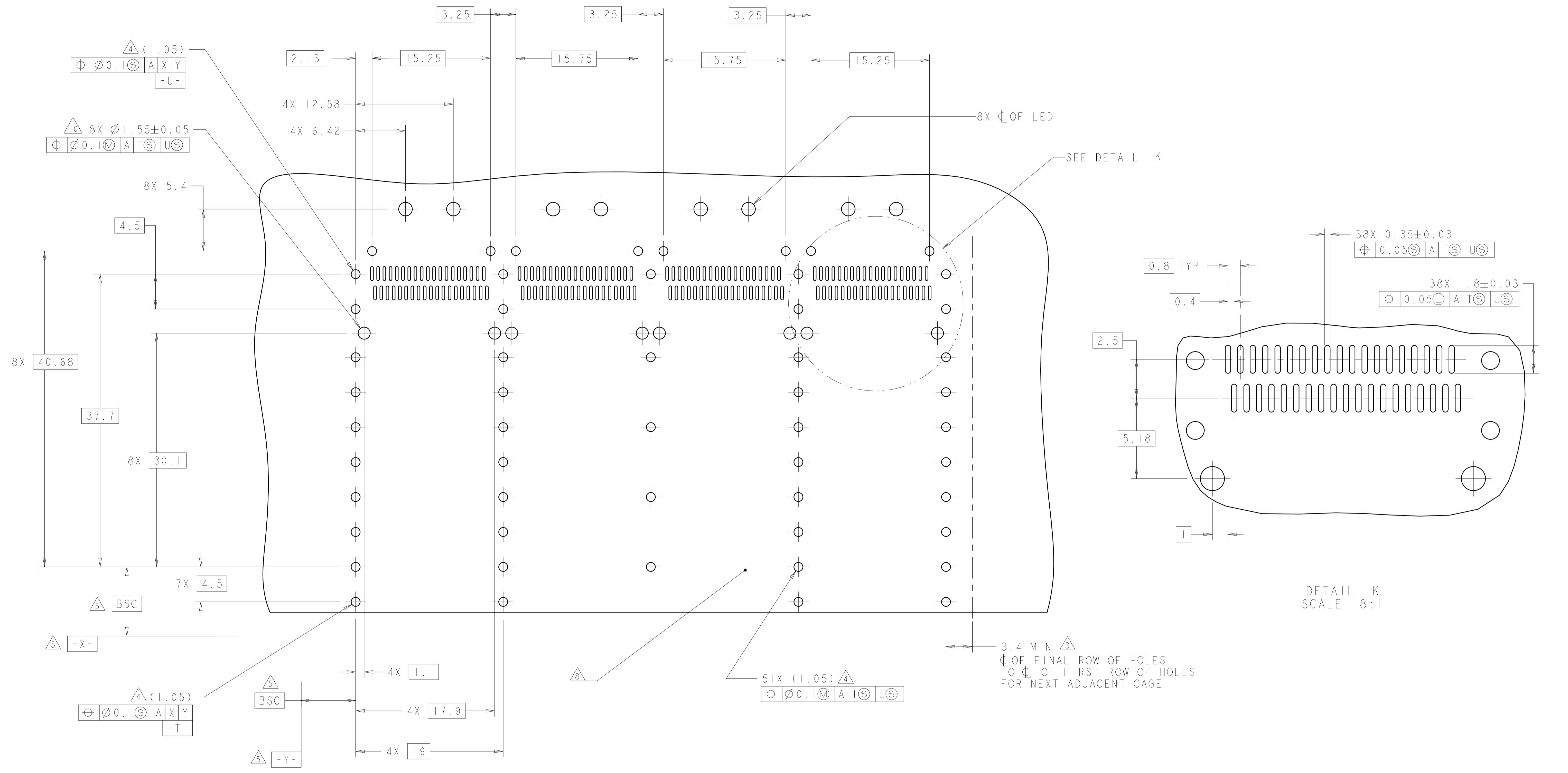
THIS DRAWING IS A CONTROLLED DOCUMENT.		OWN C. VALENTINI 28FEB2008	TE Connectivity
DIMENSIONS:		CHK E. BRIGHT 28FEB2008	
mm	TOLERANCES UNLESS OTHERWISE SPECIFIED:	APVD E. BRIGHT 28FEB2008	NAME 1X4 CAGE ASSEMBLY, BEHIND BEZEL, W/ SQUARE LIGHT PIPES AND HEAT SINKS, QSFP
0 PLC	±	PRODUCT SPEC	SIZE A100779C=2007626
1 PLC	±0.1	APPLICATION SPEC	RESTRICTED TO
2 PLC	±0.1	WEIGHT	
3 PLC	±	CUSTOMER DRAWING	SCALE 4:1 SHEET 3 OF 5 REV F
4 PLC	±		
ANGLES	±		
FINISH	±		

LOC	DIST	REV	DATE	BY	APPV
GP	00				
REVISIONS					
		SEE SHEET 1			



THIS DRAWING IS A CONTROLLED DOCUMENT.		OWN C. VALENTINI 28FEB2008	TE Connectivity
DIMENSIONS: mm		CHK E. BRIGHT 28FEB2008	
TOLERANCES UNLESS OTHERWISE SPECIFIED:		APVD E. BRIGHT 28FEB2008	NAME 1X4 CAGE ASSEMBLY, BEHIND BEZEL, W/ SQUARE LIGHT PIPES AND HEAT SINKS, QSFP
0 PLC ±0.1		PRODUCT SPEC	SIZE 108-2286
2 PLC ±0.1		APPLICATION SPEC	RESTRICTED TO
3 PLC ±			
4 PLC ±			
ANGLES ±			
MATERIAL		WEIGHT	A100779C=2007626
FINISH		CUSTOMER DRAWING	SCALE 1:1 SHEET 4 OF 5 REV F

LOC	DIST	REVISIONS			
GP	00	REV	DATE	BY	APPV
-	-	SEE SHEET 1	-	-	-



RECOMMENDED PC BOARD LAYOUT
 BELLY TO BELLY CONFIGURATION
 SEE SHEET 4 FOR COMPONENT AND TRACE KEEPOUTS.
 SCALE 4:1

THIS DRAWING IS A CONTROLLED DOCUMENT.		OWN C. VALENTINE 28FEB2008	TE Connectivity										
DIMENSIONS: mm		CHK E. BRIGHT 28FEB2008											
TOLERANCES UNLESS OTHERWISE SPECIFIED:		APVD E. BRIGHT 28FEB2008	NAME 1X4 CAGE ASSEMBLY, BEHIND BEZEL, W/ SQUARE LIGHT PIPES AND HEAT SINKS, QSFP										
<table border="1"> <tr> <td>0 PLC</td> <td>±</td> </tr> <tr> <td>2 PLC</td> <td>±0.1</td> </tr> <tr> <td>3 PLC</td> <td>±0.1</td> </tr> <tr> <td>4 PLC</td> <td>±</td> </tr> <tr> <td>ANGLES</td> <td>±</td> </tr> </table>		0 PLC	±	2 PLC	±0.1	3 PLC	±0.1	4 PLC	±	ANGLES	±	PRODUCT SPEC 108-2286	SIZE A100779C=2007626
0 PLC	±												
2 PLC	±0.1												
3 PLC	±0.1												
4 PLC	±												
ANGLES	±												
MATERIAL		APPLICATION SPEC	RESTRICTED TO										
FINISH		WEIGHT	SCALE 4:1 SHEET 5 OF 5 REV F										
CUSTOMER DRAWING													

X-ON Electronics

Largest Supplier of Electrical and Electronic Components

Click to view similar products for [I/O Connectors](#) category:

Click to view products by [TE Connectivity](#) manufacturer:

Other Similar products are found below :

[571763P](#) [72.250.1628.2](#) [72.250.2428.2](#) [74720-0505](#) [76.350.0729.0](#) [76871-1403](#) [FCN-244F080-G/1](#) [FCN-260A9920](#) [MP-5T180MUNNA-005](#)
[PCR-E36PM](#) [PCS-XE26MA+](#) [G38A71314B](#) [1571250010](#) [157-22500-3](#) [MS3471L14-19P L/C](#) [91-569786-35H](#) [172501-4002](#) [172501-6002](#)
[FCN-260C008-A/L0](#) [FCN-260C024-AL0](#) [FCN-261Z008](#) [2000314-1](#) [200331-1](#) [PCR-E36FC+](#) [PCS-E28FS+](#) [PCS-XE26SLFD+](#) [PCS-](#)
[XE26SLFDT+](#) [G730VID08BDC24](#) [HDMR-29-01-S-SM-TR](#) [U90B2054081210](#) [UE86K842720321](#) [38113800006](#) [DP3AR020WQ1R200](#)
[Z4.102.0680.0](#) [500-1040](#) [500-1052](#) [500-1054](#) [ZP-4008-66L](#) [0709821002](#) [10-565995-597N](#) [DX40-20P\(55\)](#) [5554841-1](#) [U90B3054061110](#)
[U65-E04-4020](#) [ZPF00000000097891](#) [557-262M2-06C](#) [747360449](#) [10099439-003C-TRLF](#) [10137239-0021LF](#) [E9320-001-01](#)