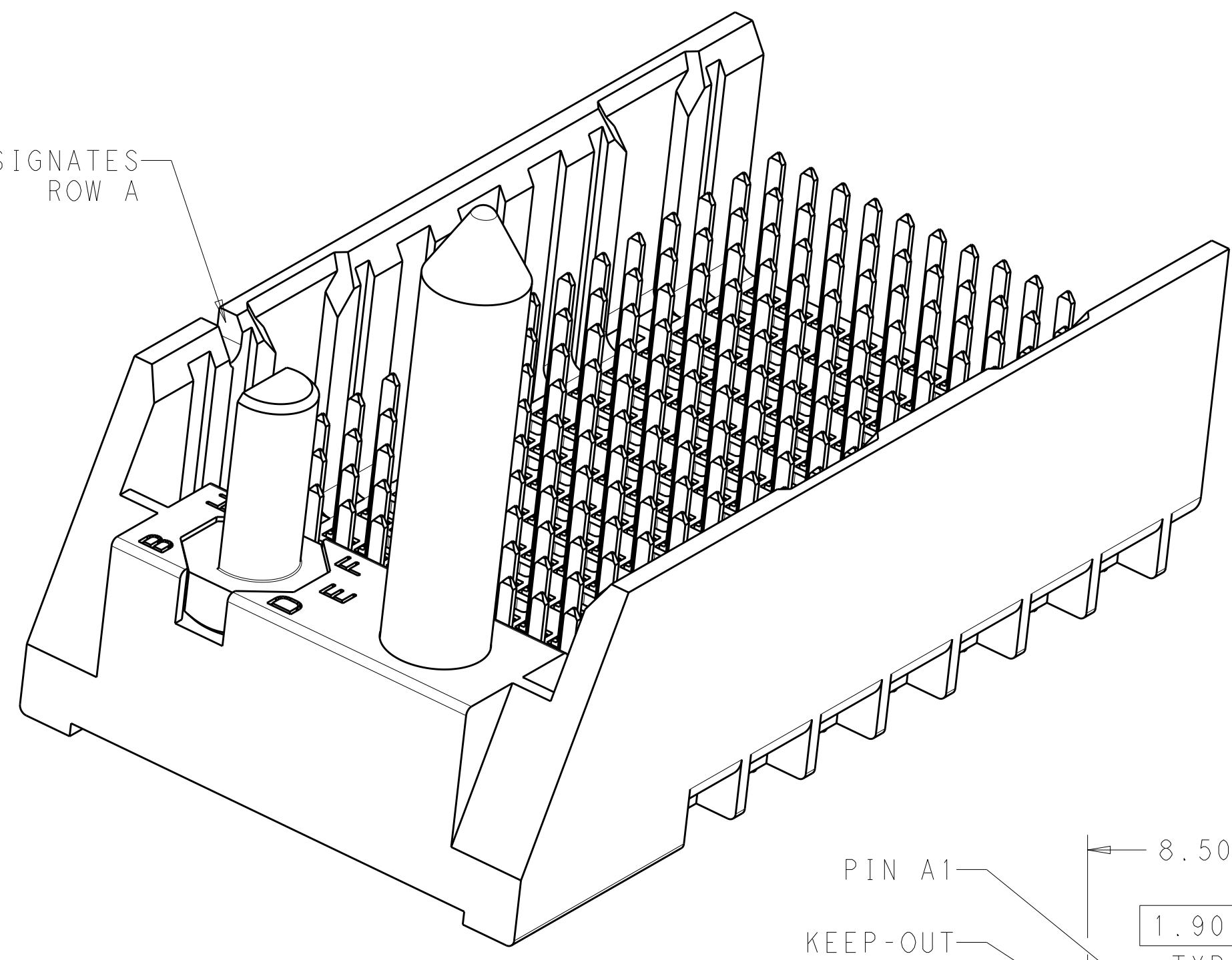
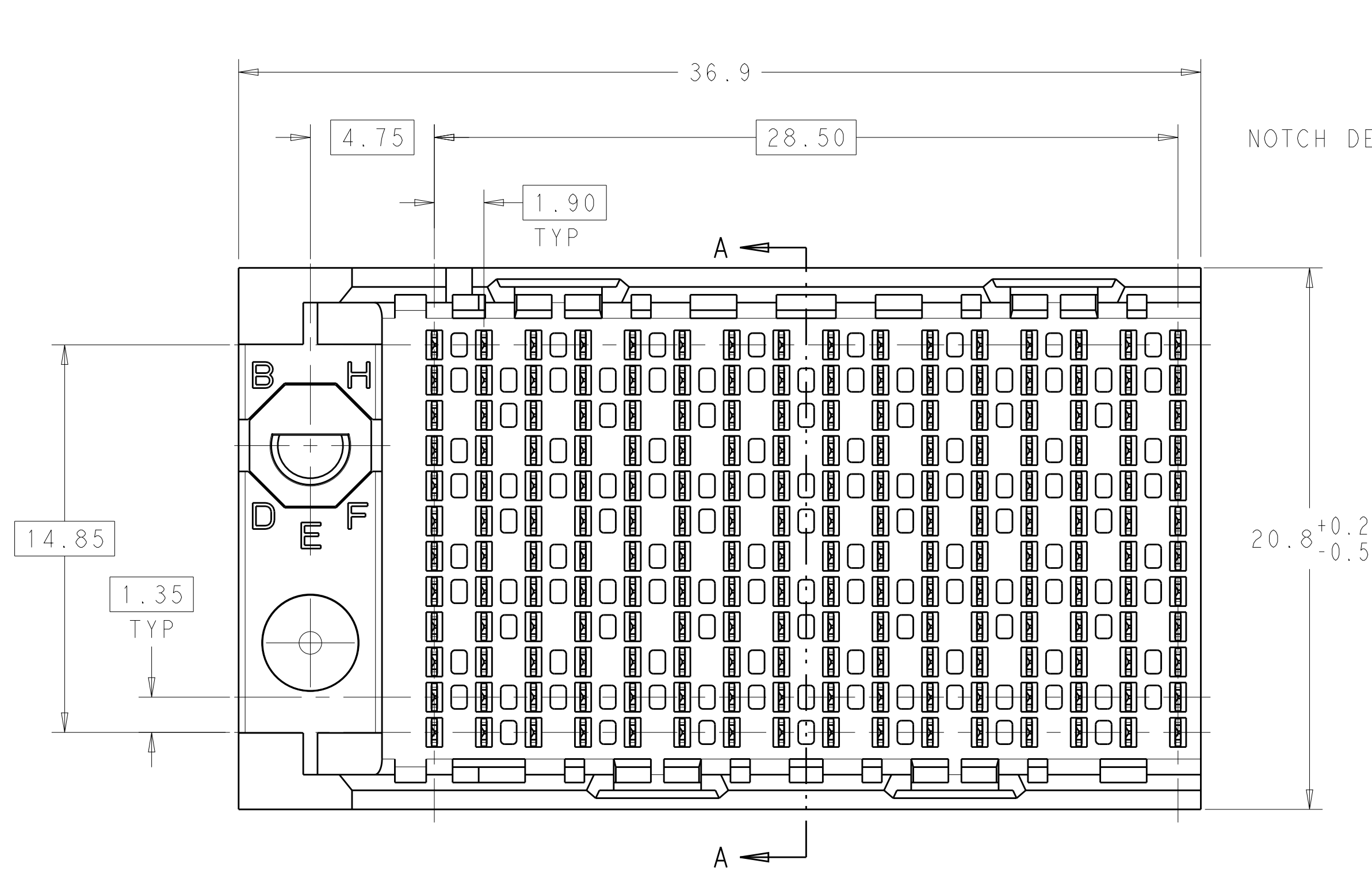
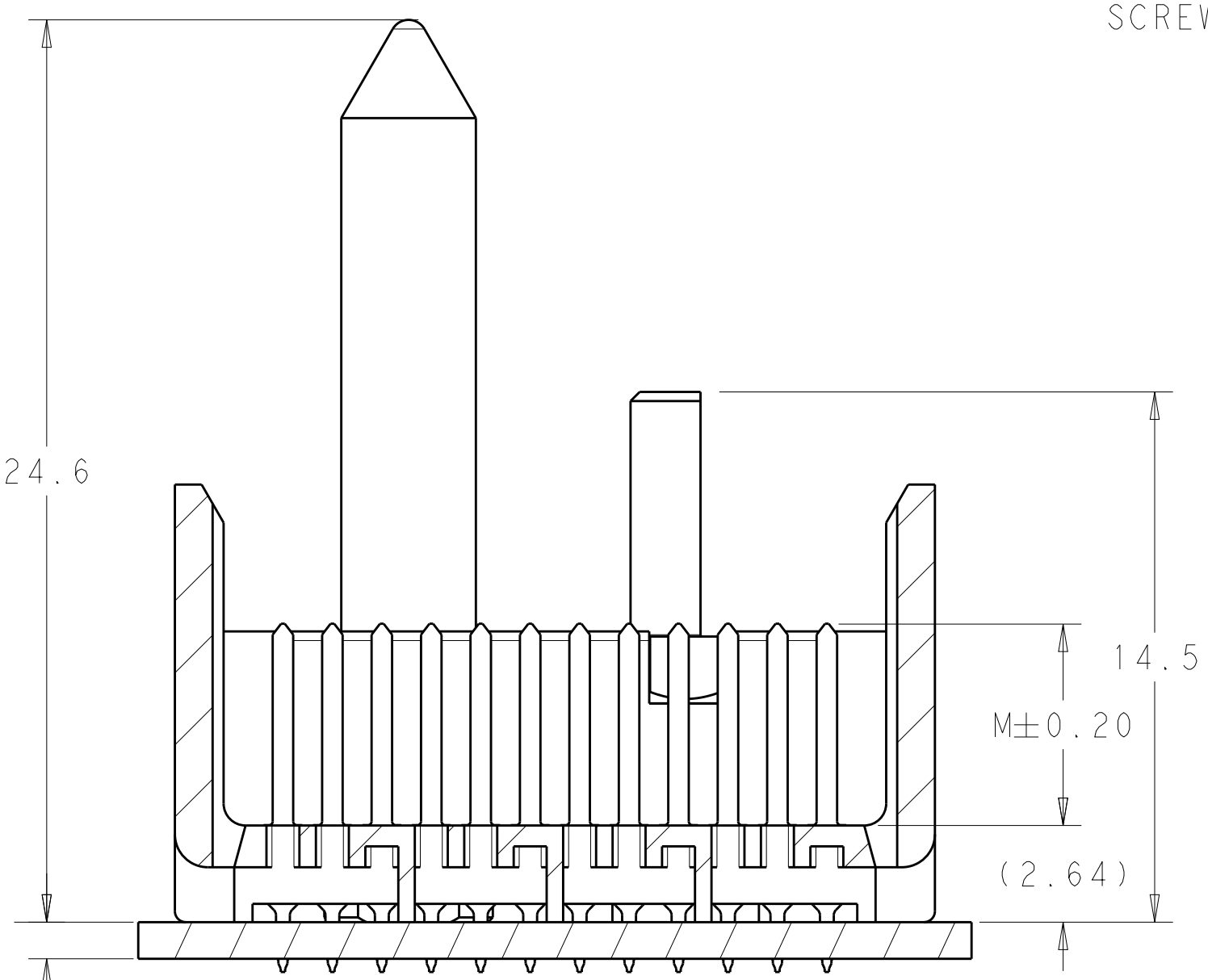
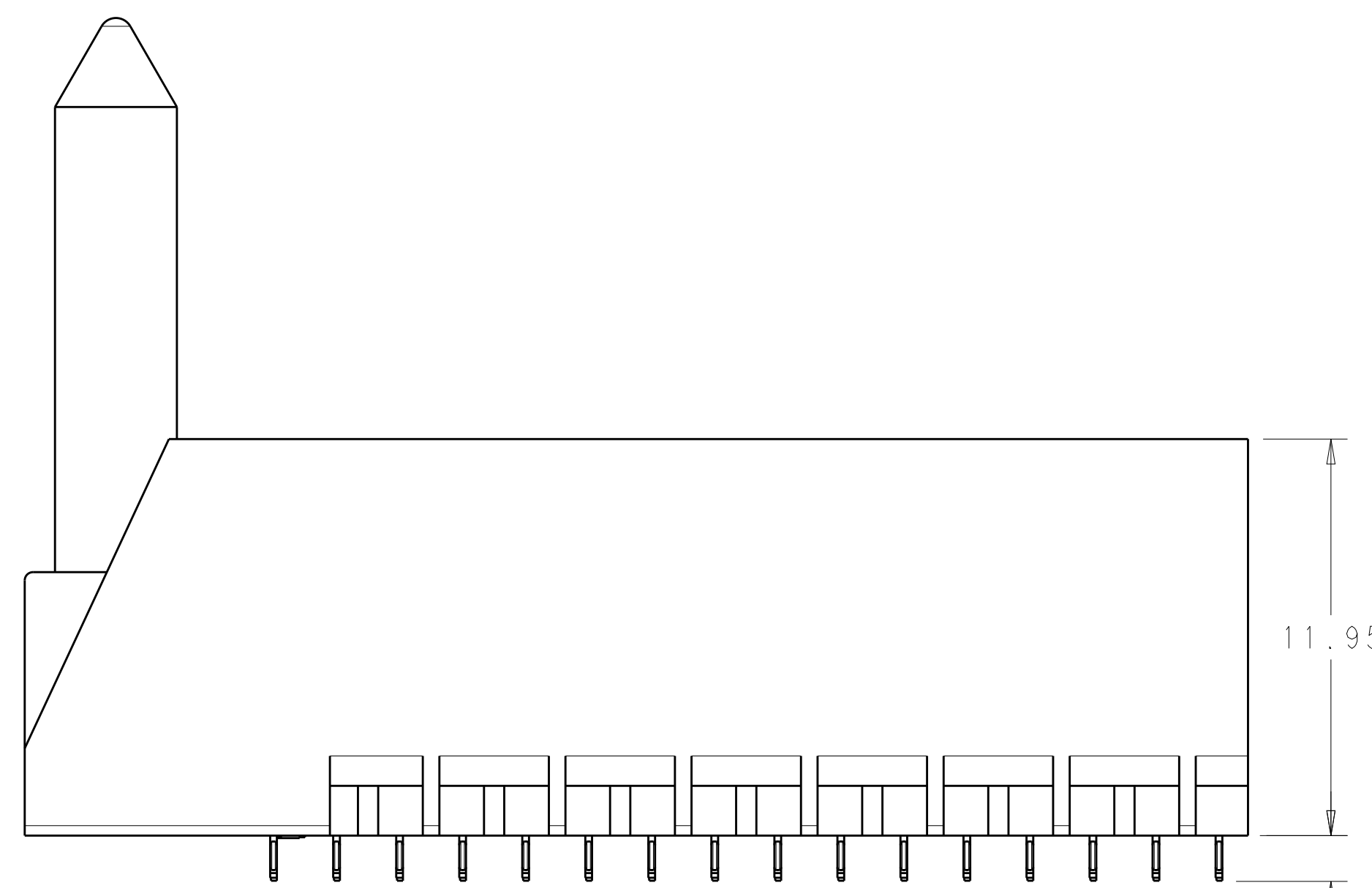
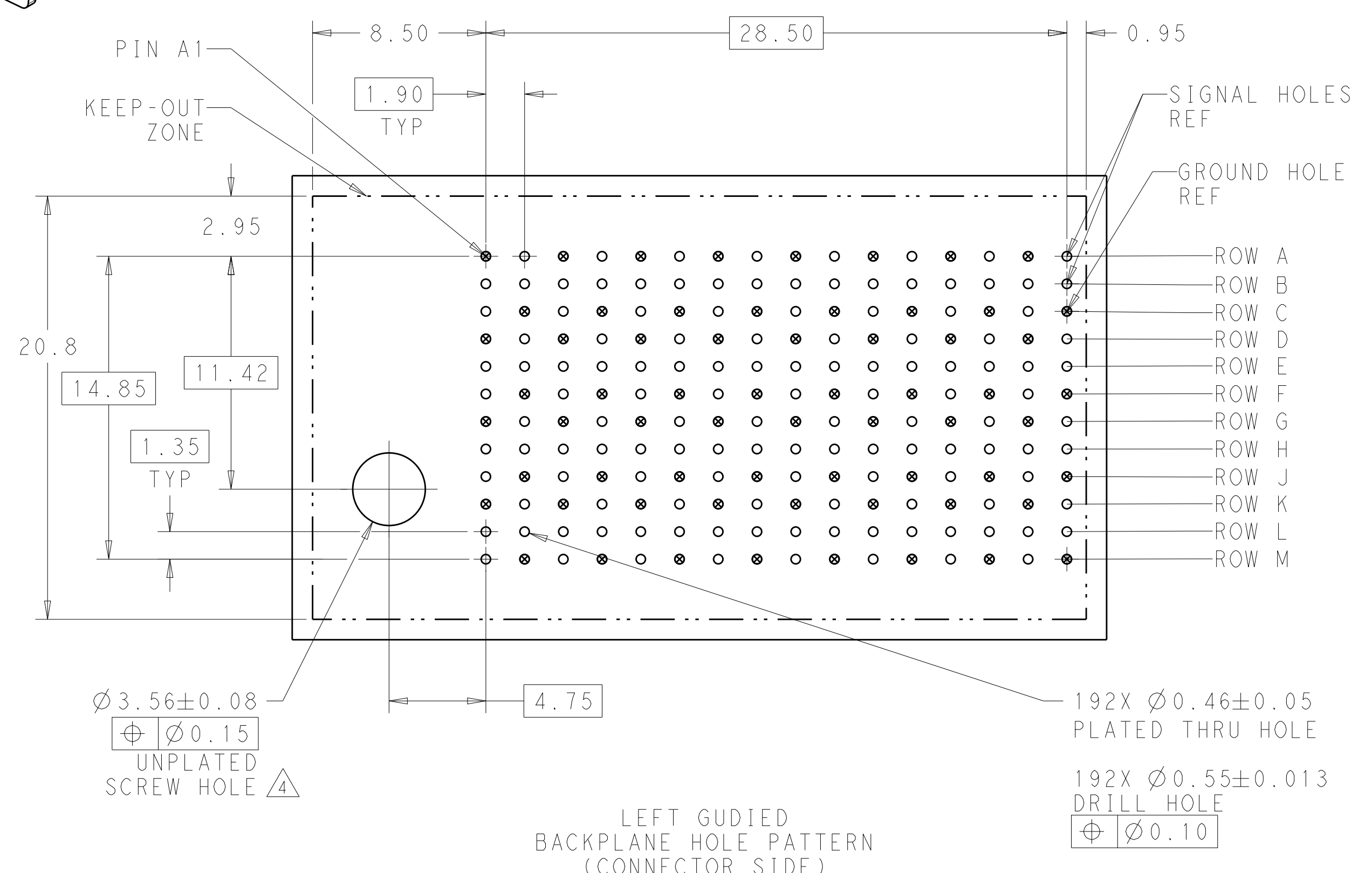


LOC	DIST	REVISIONS			
P	LTN	DESCRIPTION	DATE	DWN	APVD
A		REVISED PER ECO-15-001494	05FEB2015	AP	DD



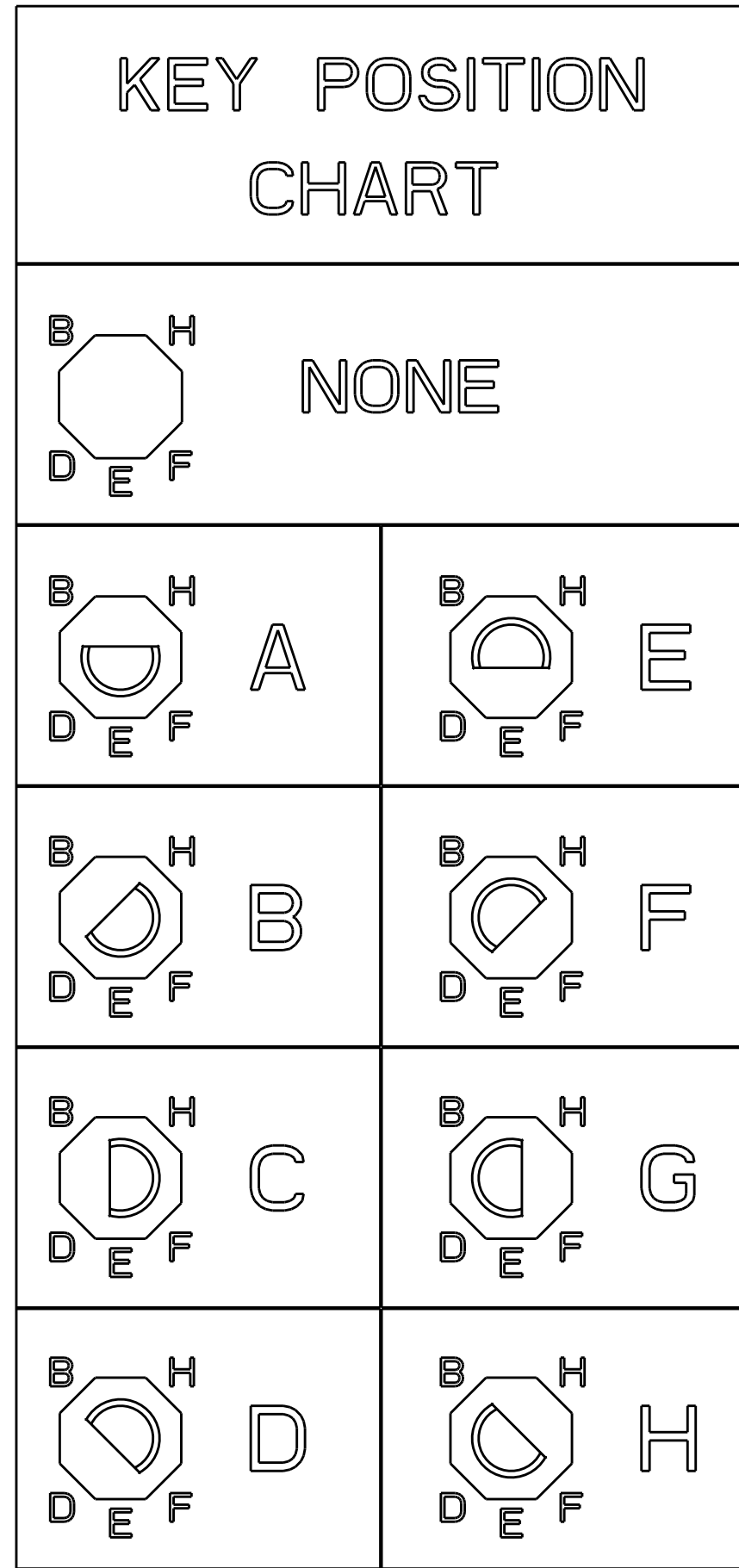
- 1 MATERIAL:
HOUSING: LCP, GLASS FILLED, UL94V-0.
TERMINALS: HIGH PERFORMANCE COPPER ALLOY.
- 2 FINISH:
30μ" MIN GOLD IN CONTACT AREA. SELECTIVE TIN ON PCB TAILS, NICKEL OVERALL.
- 3. SCREWS PACKAGED IN END OF PACKAGING TUBE.
- 4 FOR GROUNDED GUIDE PIN USE $\varnothing 3.56 \pm 0.08$ PTH, $\varnothing 3.66$ DRILL, AND $\varnothing 6.5$ PAD.
- 5. KEYING PIN SHOWN IN POSITION A, SEE KEYING CHART ON SHEET 2 FOR OTHER POSITIONS.



THIS DRAWING IS A CONTROLLED DOCUMENT.		DWN: KIRAN HOLAL 11JAN2013	TE Connectivity
DIMENSIONS: mm		CHK: D. DIXON 11JAN2013	
TOLERANCES UNLESS OTHERWISE SPECIFIED:		APVD: D. DIXON 11JAN2013	NAME: IMPACT, 4 PAIR, 16 COLUMN, HEADER
0 PLC	±	PRODUCT SPEC	LEFT GUIDED, OPEN END WALL
1 PLC	±0.25	APPLICATION SPEC	SIGNAL MODULE, 0.46 PTH
2 PLC	±0.13	SIZE: CAGE CODE DRAWING NO	RESTRICTED TO
3 PLC	±	WEIGHT	A100779C=2007824
4 PLC	±	SCALE: 6:1	SHEET 1 OF 2
ANGLES	±	Customer Drawing	REV A

THIS DRAWING IS UNPUBLISHED. RELEASED FOR PUBLICATION 20
 © COPYRIGHT 20 BY - ALL RIGHTS RESERVED.

LOC		DIST		REVISIONS			
AD	00	P	LTN	DESCRIPTION	DATE	DWN	APVD
-	-	-	-	SEE SHEET 1	-	-	-



	H	5.5	8-2007824-3
	H	4.9	8-2007824-2
	H	4.5	8-2007824-1
	G	5.5	7-2007824-3
	G	4.9	7-2007824-2
	G	4.5	7-2007824-1
	F	5.5	6-2007824-3
	F	4.9	6-2007824-2
	F	4.5	6-2007824-1
	E	5.5	5-2007824-3
	E	4.9	5-2007824-2
	E	4.5	5-2007824-1
	D	5.5	4-2007824-3
	D	4.9	4-2007824-2
	D	4.5	4-2007824-1
	C	5.5	3-2007824-3
	C	4.9	3-2007824-2
	C	4.5	3-2007824-1
	B	5.5	2-2007824-3
	B	4.9	2-2007824-2
	B	4.5	2-2007824-1
	A	5.5	1-2007824-3
	A	4.9	1-2007824-2
	A	4.5	1-2007824-1
	-	5.5	2007824-3
	-	4.9	2007824-2
	-	4.5	2007824-1
FINISH	KEY POSITION	DIM M	PART NUMBER

REFER TO WWW.TE.COM
FOR PRODUCT AVAILABILITY

THIS DRAWING IS A CONTROLLED DOCUMENT.		DWN: KIRAN HOLAL 11JAN2013	TE Connectivity
DIMENSIONS: mm		CHK: D. DIXON 11JAN2013	
TOLERANCES UNLESS OTHERWISE SPECIFIED:		APVD: D. DIXON 11JAN2013	NAME: IMPACT, 4 PAIR, 16 COLUMN, HEADER LEFT GUIDED, OPEN END WALL SIGNAL MODULE, 0.46 PTH PRODUCT SPEC: - APPLICATION SPEC: - SIZE: A100779C=2007824 RESTRICTED TO: -
0 PLC ±0.25 1 PLC ±0.13 2 PLC ±0.13 3 PLC ±0.13 4 PLC ±0.13 ANGLES ±0.13 FINISH SEE TABLE		WEIGHT: - Customer Drawing	
MATERIAL: -		SCALE: 5:1	
		SHEET 2 OF 2 REV A	

X-ON Electronics

Largest Supplier of Electrical and Electronic Components

Click to view similar products for [High Speed/Modular Connectors](#) category:

Click to view products by [TE Connectivity](#) manufacturer:

Other Similar products are found below :

[650827-1](#) [74040-1346](#) [1410191-1](#) [1410368-3](#) [1410964-2](#) [1410326-3](#) [1410367-3](#) [1410971-4](#) [1467833-1](#) [2000877-1](#) [2000878-1](#) [2041314-1](#)
[2065387-1](#) [2187307-1](#) [163P](#) [1934290-1](#) [2000875-1](#) [2065917-1](#) [2102736-2](#) [FSR-40](#) [2169868-2](#) [22354-8](#) [437-5040-000](#) [5-1393565-0](#) [039-](#)
[0246-000](#) [0740618502](#) [0761601016](#) [0784461022](#) [10123159-12ELF](#) [030-2415-003/100 PK](#) [030-7380-004](#) [030-2494-001](#) [532939-1](#) [5532901-](#)
[3](#) [3-1469268-7](#) [74748-102LF](#) [10041743-101LF](#) [10066670-100002LF](#) [1-533915-1](#) [249-4515-000](#) [7-1469373-3](#) [DL2-2J/S](#) [2000713-8](#)
[2000713-7](#) [10124313-101LF](#) [3011-21](#) [757105208](#) [430305-001](#) [4395800100](#) [8140115](#)