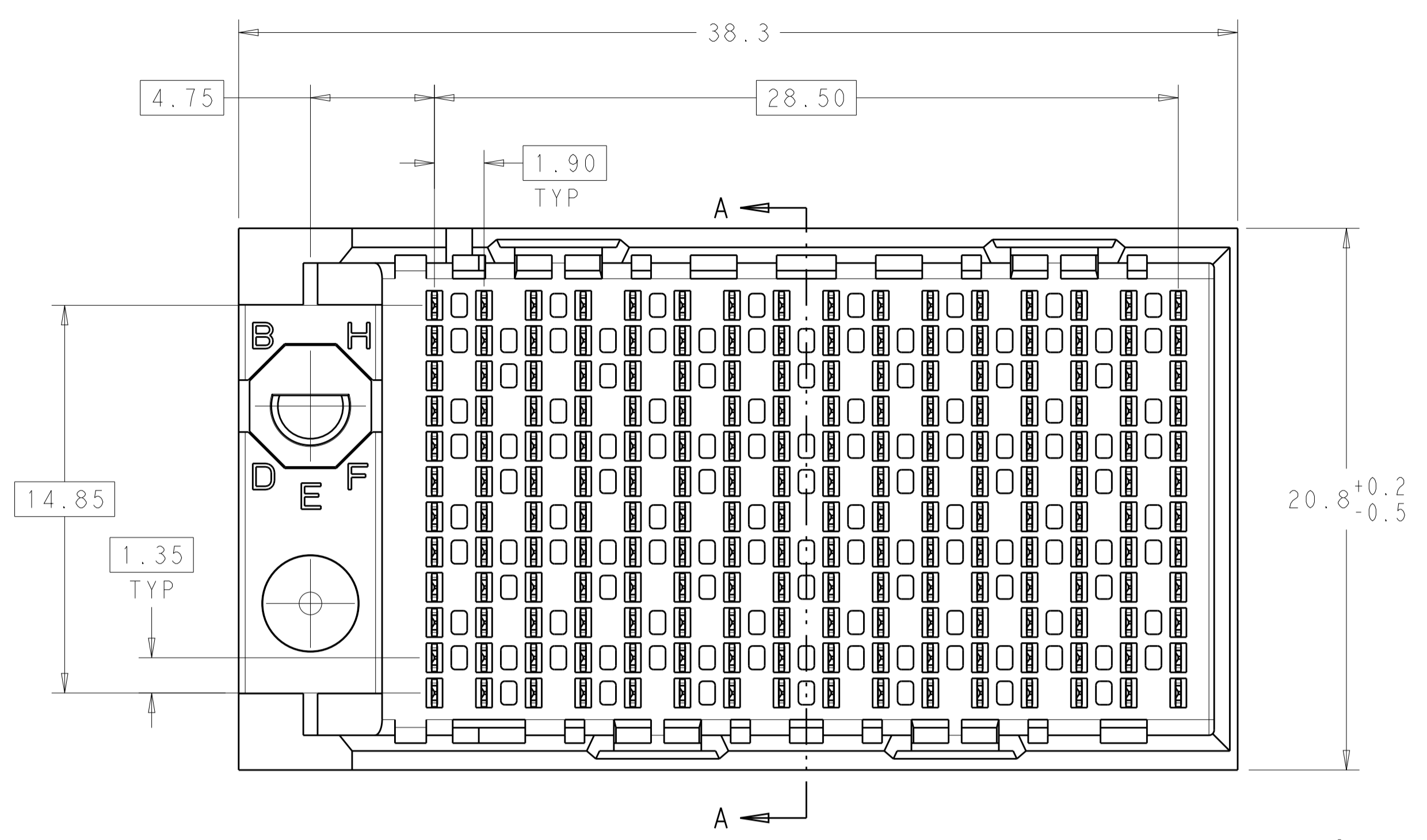
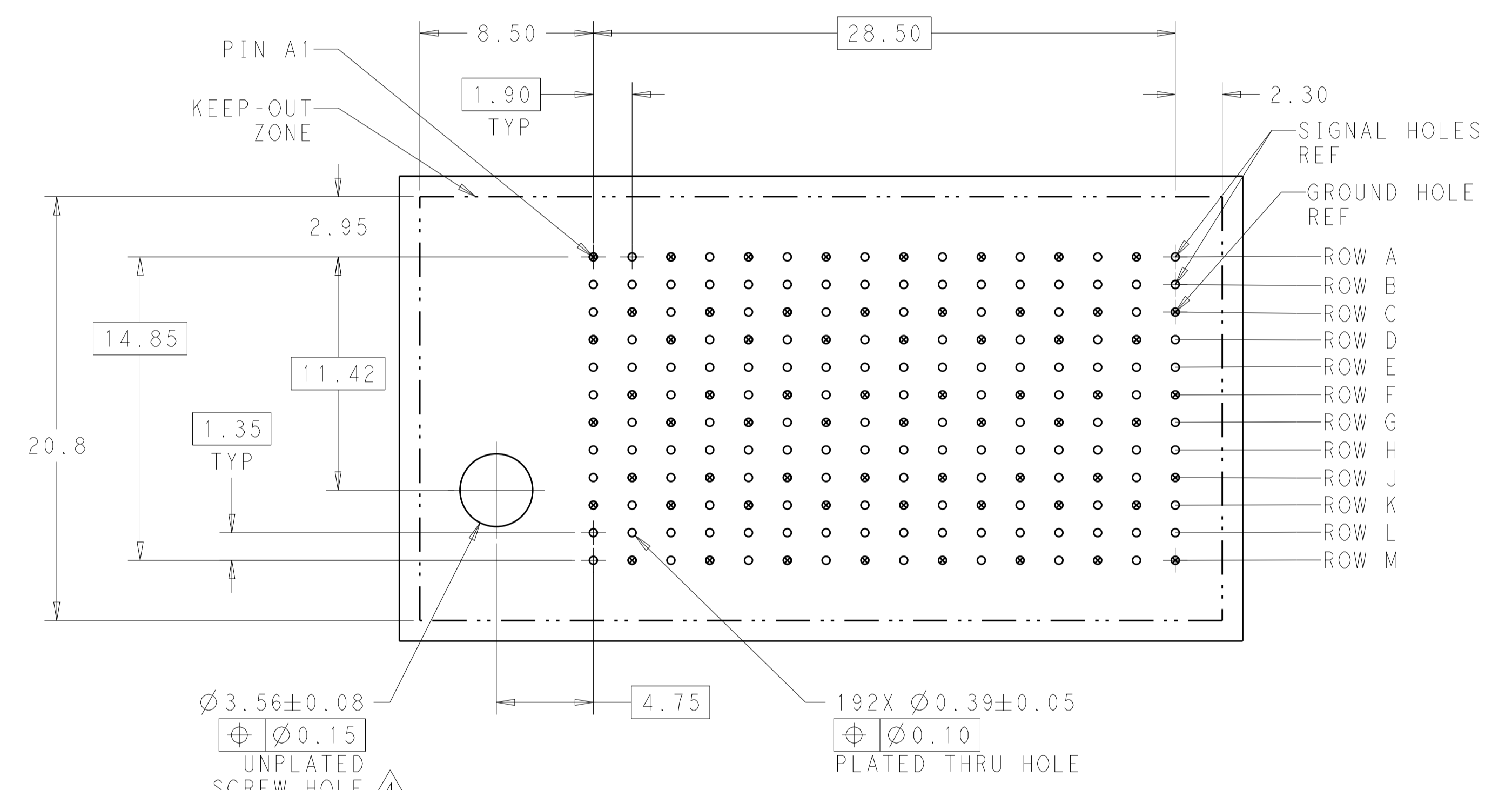
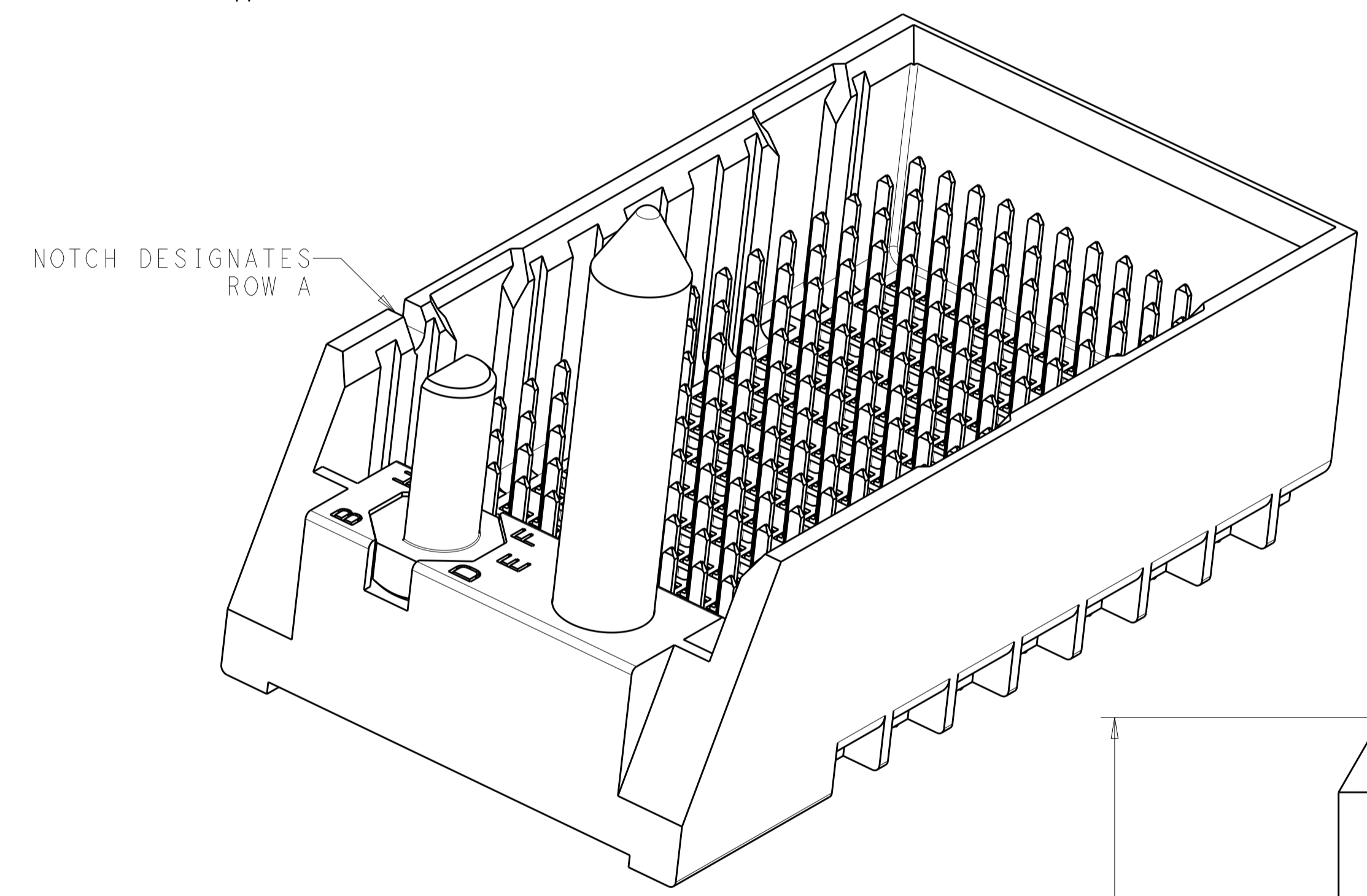


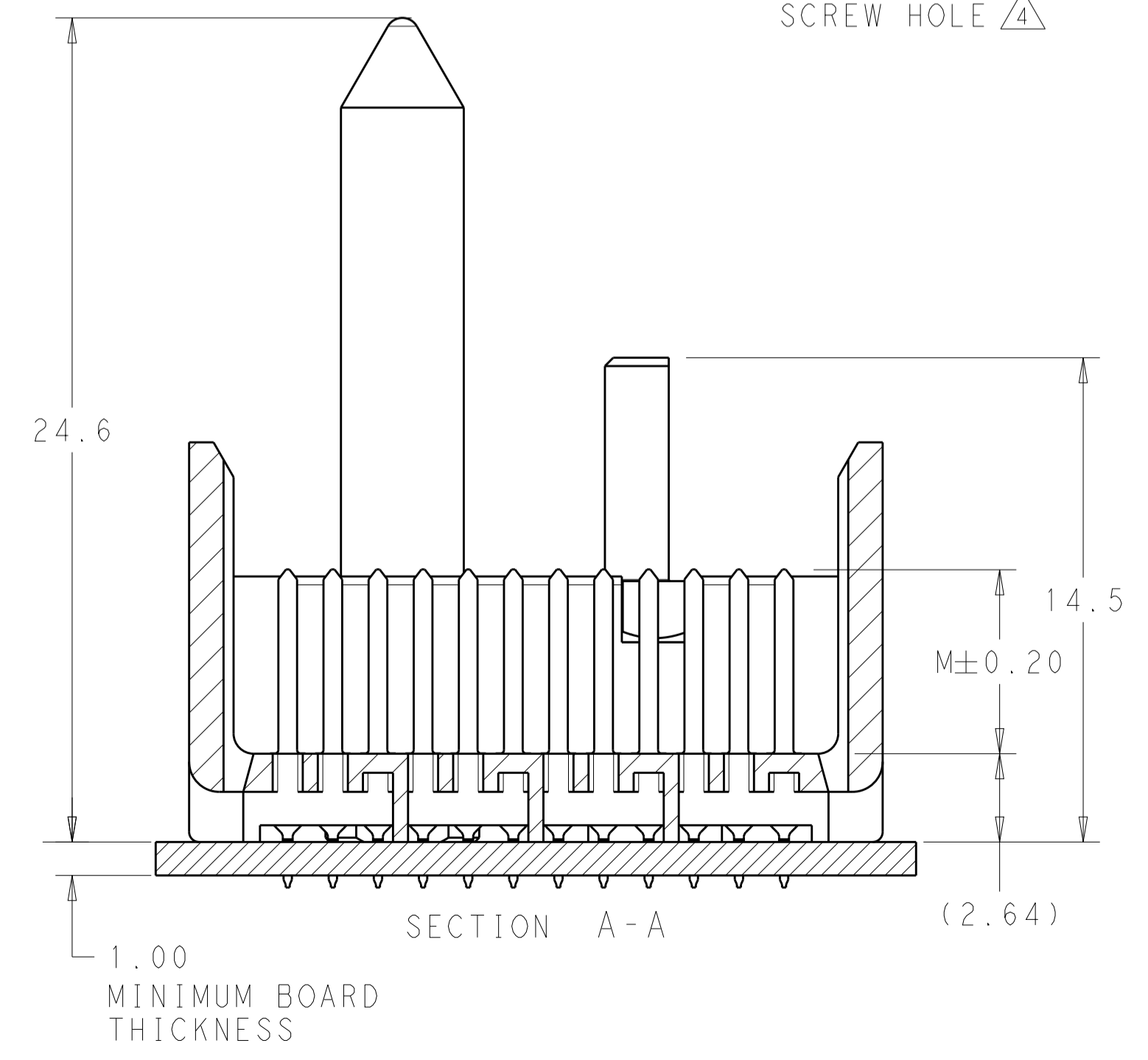
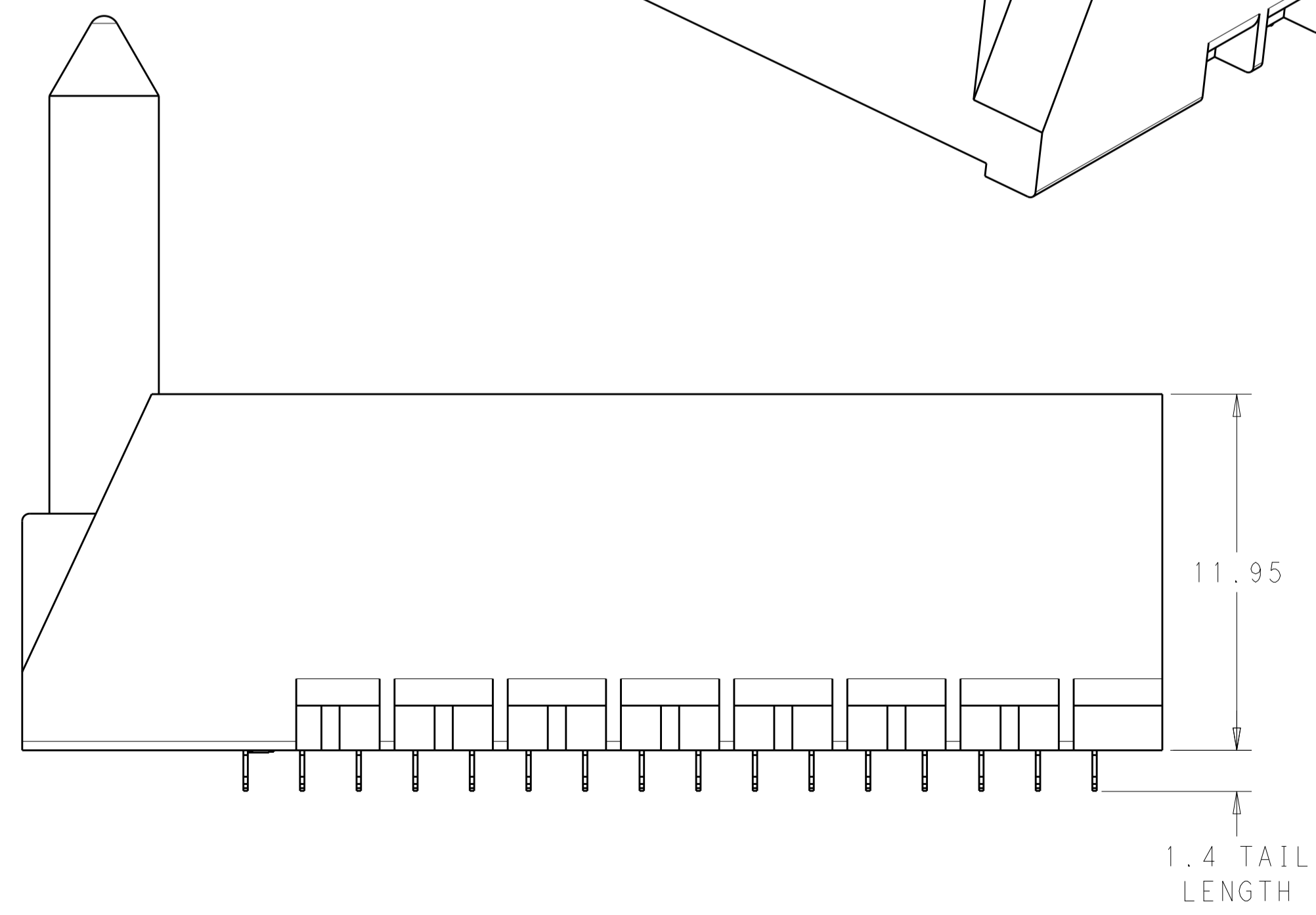
LOC	DIST	REVISIONS			
P	LTN	DESCRIPTION	DATE	DWN	APVD
B1		REVISED PER ECO-15-001494	05FEB2014	AP	DD



- △ MATERIAL:
HOUSING: LCP, GLASS FILLED, UL94V-0.
TERMINALS: HIGH PERFORMANCE COPPER ALLOY.
- △ FINISH:
30μ" MIN GOLD IN CONTACT AREA. SELECTIVE TIN ON PCB TAILS, NICKEL OVERALL.
- 3. SCREWS PACKAGED IN END OF PACKAGING TUBE.
- △ FOR GROUNDED GUIDE PIN USE Ø3.56±0.08 PTH, Ø3.66 DRILL, AND Ø6.5 PAD.
- 5. KEYING PIN SHOWN IN POSITION A, SEE KEYING CHART ON SHEET 2 FOR OTHER POSITIONS.



LEFT GUIDED BACKPLANE HOLE PATTERN (CONNECTOR SIDE)



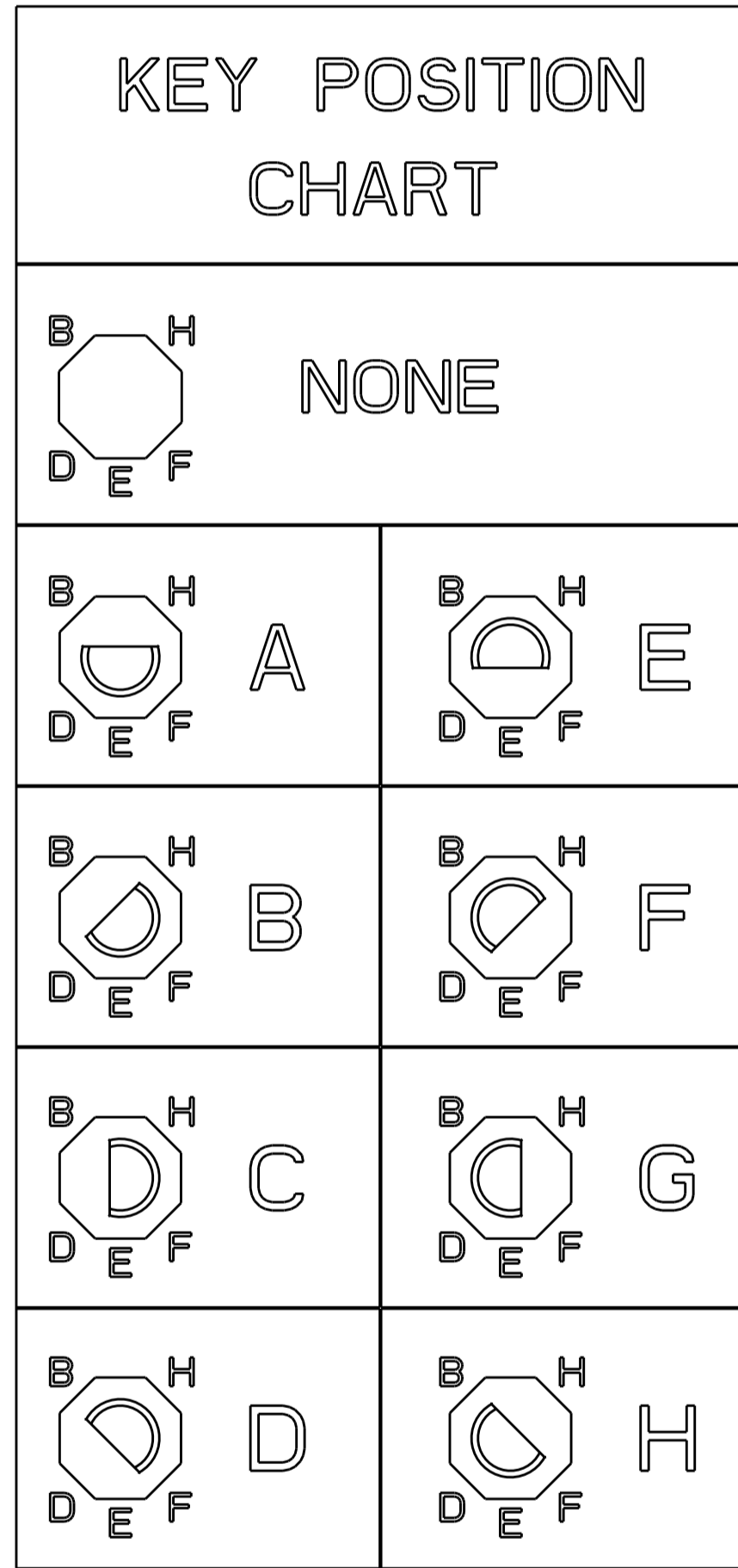
THIS DRAWING IS A CONTROLLED DOCUMENT.		DWN: J. K. SHOBER 13JAN2011	TE Connectivity
DIMENSIONS: mm		CHK: J. EARY 13JAN2011	
TOLERANCES UNLESS OTHERWISE SPECIFIED:		APVD: J. EARY 13JAN2011	NAME: IMPACT, 4 PAIR, 16 COLUMN, HEADER LEFT GUIDED, RIGHT END WALL SIGNAL MODULE, 0.39 PTH
0 PLC ±0.25 1 PLC ±0.13 2 PLC ±0.13 3 PLC ±0.13 4 PLC ±0.13 ANGLES ±0.13		PRODUCT SPEC	
MATERIAL: SEE TABLE		APPLICATION SPEC	SIZE: A100779C=2007827
FINISH: SEE TABLE		WEIGHT	RESTRICTED TO
CUSTOMER DRAWING		SCALE: 6:1	SHEET 1 OF 2 REV: B1

THIS DRAWING IS UNPUBLISHED. RELEASED FOR PUBLICATION 20
 © COPYRIGHT 20 . ALL RIGHTS RESERVED.

LOC		DIST		REVISIONS			
AD	00	P	LTN	DESCRIPTION	DATE	DMN	APVD
		-		SEE SHEET 1		-	-

	H	5.5	8-2007827-3
	H	4.9	8-2007827-2
	H	4.5	8-2007827-1
	G	5.5	7-2007827-3
	G	4.9	7-2007827-2
	G	4.5	7-2007827-1
	F	5.5	6-2007827-3
	F	4.9	6-2007827-2
	F	4.5	6-2007827-1
	E	5.5	5-2007827-3
	E	4.9	5-2007827-2
	E	4.5	5-2007827-1
	D	5.5	4-2007827-3
	D	4.9	4-2007827-2
	D	4.5	4-2007827-1
	C	5.5	3-2007827-3
	C	4.9	3-2007827-2
	C	4.5	3-2007827-1
	B	5.5	2-2007827-3
	B	4.9	2-2007827-2
	B	4.5	2-2007827-1
	A	5.5	1-2007827-3
	A	4.9	1-2007827-2
	A	4.5	1-2007827-1
	-	5.5	2007827-3
	-	4.9	2007827-2
	-	4.5	2007827-1
FINISH	KEY POSITION	DIM M	PART NUMBER

REFER TO WWW.TE.COM FOR PRODUCT AVAILABILITY



THIS DRAWING IS A CONTROLLED DOCUMENT.		DMN J. K. SHOBER 13JAN2011	TE Connectivity
DIMENSIONS: mm		CHK J. EARY 13JAN2011	
TOLERANCES UNLESS OTHERWISE SPECIFIED: 0 PLC ±0.25 1 PLC ±0.13 2 PLC ±0.13 3 PLC ±0.13 4 PLC ±0.13 ANGLES ±0.5°		APVD J. EARY 13JAN2011	NAME IMPACT, 4 PAIR, 16 COLUMN, HEADER LEFT GUIDED, RIGHT END WALL SIGNAL MODULE, 0.39 PTH
MATERIAL SEE TABLE		FINISH SEE TABLE	SIZE A100779C=2007827
CUSTOMER DRAWING		WEIGHT -	RESTRICTED TO -
SCALE 5:1		SHEET 2 OF 2	REV B1

X-ON Electronics

Largest Supplier of Electrical and Electronic Components

Click to view similar products for [High Speed/Modular Connectors](#) category:

Click to view products by [TE Connectivity](#) manufacturer:

Other Similar products are found below :

[650827-1](#) [74040-1346](#) [1410191-1](#) [1410368-3](#) [1410964-2](#) [1410326-3](#) [1410367-3](#) [1410971-4](#) [1467833-1](#) [2000877-1](#) [2000878-1](#) [2041314-1](#)
[2065387-1](#) [2187307-1](#) [163P](#) [1934290-1](#) [2000875-1](#) [2065917-1](#) [2102736-2](#) [FSR-40](#) [2169868-2](#) [22354-8](#) [437-5040-000](#) [5-1393565-0](#) [039-](#)
[0246-000](#) [0761601016](#) [0784461022](#) [10123159-12ELF](#) [030-2415-003/100 PK](#) [030-7380-004](#) [030-2494-001](#) [532939-1](#) [5532901-3](#) [3-1469268-](#)
[7](#) [74748-102LF](#) [73670-0247](#) [10041743-101LF](#) [10066670-100002LF](#) [1-533915-1](#) [249-4515-000](#) [7-1469373-3](#) [DL2-2J/S](#) [2000713-8](#)
[2000713-7](#) [10124313-101LF](#) [3011-21](#) [757105208](#) [EBTF-4-10-2.0-S-RA-1](#) [430305-001](#) [4395800100](#)