

| REVISIONS | | | | |
|-----------|-----|------------------|-----------|--------|
| P | LTR | DESCRIPTION | DATE | APVD |
| U | | PRODUCTION ISSUE | 18JAN2019 | PNT MT |

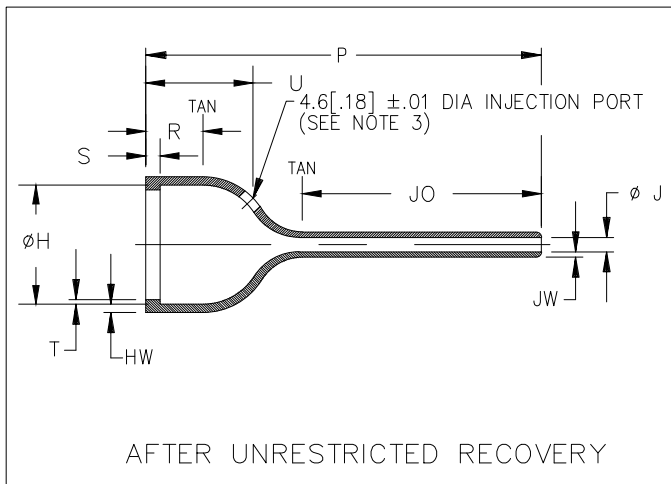
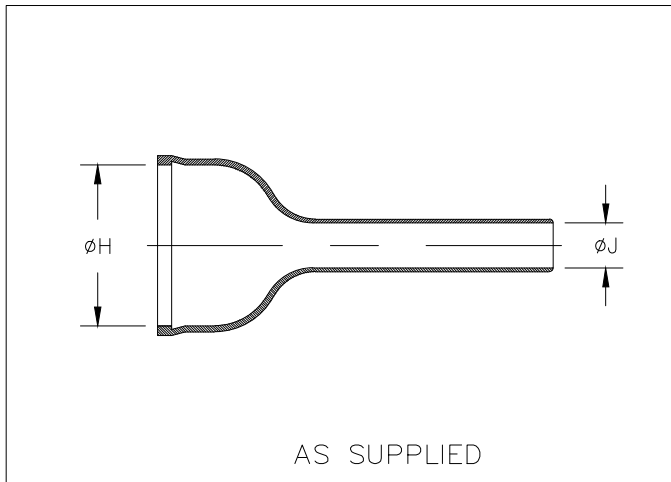


TABLE OF DIMENSIONS

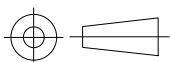
| PART NUMBER | H | | J | | | P | R | S | T | U | JO | HW | JW |
|-------------|----------------|----------------|----------------------------|--------------------------|--------------|----------------|---------------|--------------|----------------|----------------|----------------|--------------|----------------|
| | Min | Max | Min -3, -4, -25 a | Min -12, -100 a | Max | ±10% | Ref | Ref | Ref | ±10% | ±10% | ±20% | ±20% |
| | a | b | a | a | b | b | b | b | b | b | b | b | b |
| 202D921 | 19.3 [.76] | 13.0 [.51] | 6.3 [.25] | 4.5 [.18] | 2.1 [.08] | 60.2 [2.37] | 11.7 [.46] | 3.0 [.12] | 1.0 [.04] | 15.7 [.62] | 37.6 [1.48] | 1.5 [.06] | 1.14 [.045] |
| 202D932 | 26.1 [1.03] | 19.1 [.75] | 7.6 [.30] | 5.5 [.22] | 2.6 [.10] | 74.2 [2.92] | 12.2 [.48] | 3.0 [.12] | 1.0 [.04] | 20.3 [.80] | 45.0 [1.77] | 1.8 [.07] | 1.14 [.045] |
| 202D953 | 34.2 [1.35] | 26.0 [1.02] | 9.6 [.38] | 6.6 [.26] | 3.1 [.12] | 84.3 [3.32] | 12.2 [.48] | 3.0 [.12] | 1.0 [.04] | 20.9 [.90] | 51.1 [2.01] | 1.8 [.07] | 1.14 [.045] |
| 202D963 | 43.6 [1.72] | 34.1 [1.34] | 11.4 [.45] | 7.8 [.31] | 3.6 [.14] | 99.6 [3.92] | 12.2 [.48] | 3.0 [.12] | 1.65 [.065] | 26.2 [1.03] | 57.7 [2.27] | 1.8 [.07] | 1.14 [.045] |

THIS DRAWING IS UNPUBLISHED.

ALL RIGHTS RESERVED.

COPYRIGHT - TE Connectivity Ltd.

| | | | |
|--|---------------------------------|-------------------------|--|
| DIMENSIONS: mm [INCHES] | DWN PRAVEEN N T 18JAN2019 | MATERIAL SEE SHEET 2 | FINISH - |
| | CHK N NAGAR 18JAN2019 | TE Connectivity Ltd. | |
| TOLERANCES UNLESS OTHERWISE SPECIFIED: | APVD M TAYLOR 18JAN2019 | | |
| 0 PLC ± - | PRODUCT SPEC - | SIZE A4 | RESTRICTED TO - |
| 1 PLC ± - | APPLICATION SPEC - | CAGE CODE 00779 | DRAWING NO 202D921-XX-0THRU963-XX-0 |
| 2 PLC ± - | WEIGHT | DRAWING NO | |
| 3 PLC ± - | | SCALE DNS | SHEET 1 OF 2 |
| 4 PLC ± - | | REV U | |
| ANGLES ± - | | | |



| REVISIONS | | | | | |
|-----------|-----|-------------|------|-----|------|
| P | LTR | DESCRIPTION | DATE | DWN | APVD |
| | - | SEE SHEET 1 | - | - | - |

| COMPATABILITY CHART | | | | |
|---------------------|-----------------------------------|---------|-------------------|-------------------|
| MATERIAL DASH NO. | MATERIAL DESCRIPTION | RT SPEC | COATING SLASH NO. | COATING S NO. |
| -3 | Polyolefin, Semi-rigid | RT-301 | /42;/86;/180 | S1017;S1048;S1030 |
| -4 | Polyolefin, Flexible | RT-1304 | /42;/86;/180 | S1017;S1048;S1030 |
| -12 | Fluoroelastomer, Flexible | RT-1312 | N/A | N/A |
| -25 | Elastomer, Fluid Resistant | RW-2070 | /42;/86;/225 | S1017;S1048;S1206 |
| -100 | Polyolefin, Semi-flexible ZEROHAL | RW-2082 | /86;/180 | S1048,S1030 |

ORDERING INFORMATION

202D9XX -XX -XX /XX -0

Base part number _____

Material dash number _____
(See Compatability Chart)

Modification number _____

Adhesive slash number _____
(If necessary, see Compatability Chart)

Color Designator _____

NOTES

- Dimensions appearing in table are as follows:
 - a - As Supplied
 - b - After Unrestricted Recovery
- Coating is optional. As supplied dimensions appearing in table are for uncoated parts. When coating is added, entry diameters will be reduced by 1.5mm[.06] max.
- Molding port is optional. When -00 modification number is specified molding port will be located as shown.

RELEASED FOR PUBLICATION

ALL RIGHTS RESERVED.

COPYRIGHT - TE Connectivity Ltd.

| | | | | | | | | | |
|--|---------------------------------|--------------------------------|-------------|----------------------------|---------------|-------|--------|-----|---|
| DIMENSIONS: mm [INCHES] | DWN PRAVEEN N T 18JAN2019 | MATERIAL - | FINISH - | | | | | | |
| | CHK N NAGAR 18JAN2019 | TE TE Connectivity Ltd. | | | | | | | |
| TOLERANCES UNLESS OTHERWISE SPECIFIED: | APVD M TAYLOR 18JAN2019 | | | NAME BOOT, STRAIGHT | | | | | |
| 0 PLC ± - | PRODUCT SPEC | SIZE | CAGE CODE | DRAWING NO | RESTRICTED TO | | | | |
| 1 PLC ± - | - | A4 | 00779 | C-202D921-XX-0THRU963-XX-0 | - | | | | |
| 2 PLC ± - | APPLICATION SPEC | | | | | | | | |
| 3 PLC ± - | - | | | | | | | | |
| 4 PLC ± - | WEIGHT | | | | | | | | |
| ANGLES ± - | | | | | | | | | |
| | | CUSTOMER DRAWING | | SCALE | DNS | SHEET | 2 OF 2 | REV | U |

X-ON Electronics

Largest Supplier of Electrical and Electronic Components

Click to view similar products for [Heat Shrink Cable Boots & End Caps](#) category:

Click to view products by [TE Connectivity](#) manufacturer:

Other Similar products are found below :

[577159N001](#) [645494-000](#) [CX4132-000](#) [687025-000](#) [705331-000](#) [718446-000](#) [725666N001](#) [729257-000](#) [F27131-000](#) [F85868-000](#) [770-003S106W2](#) [770-013210W1](#) [770-013311](#) [770-013312](#) [806542N001](#) [807507-000](#) [808059-000](#) [808362-000](#) [808618-000](#) [809125-000](#) [809130-000](#) [809218-000](#) [812014-000](#) [812047-000](#) [813166-000](#) [813767N002](#) [814741-000](#) [819117N001](#) [823026-000](#) [823070-000](#) [825002-000](#) [841189N001](#) [861471-000](#) [866647-000](#) [879515-000](#) [937577-000](#) [957073-000](#) [982033-2](#) [A77813-000](#) [R280576000](#) [D96192-000](#) [163549-000](#) [MTPSRBCL-C](#) [1954015-1](#) [200W531-3-0](#) [202A163-4-0-CS5067](#) [202A343-3-00-0](#) [202B221-13-0](#) [202B231-13-0](#) [202B563-25-07-0](#)