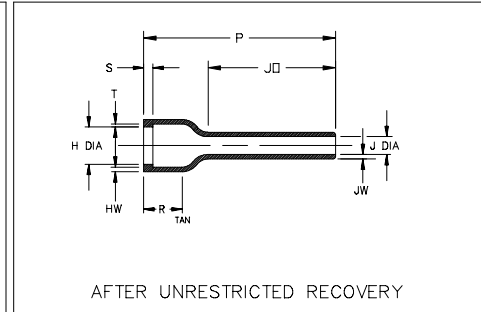
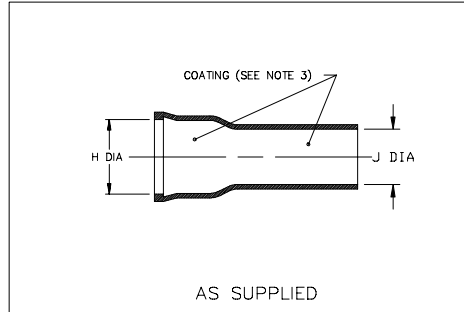


Molded Parts Specification Control Drawing

Part Number : 202F2XX-X-07
Description : Boot, Straight, With Lip

NOTES

- All dimensions are in $\frac{\text{inches}}{\text{millimeters}}$
- Dimensions appearing in table are as follows:
 - a - As Supplied
 - b - After Unrestricted Recovery
- Coating is optional. As supplied dimensions appearing in table are for uncoated parts. When coating is added, entry diameters will be reduced by .06 max.
- "S" & "T" dimensions apply to a minimum of 240° of the circumference.



| PART NUMBER | H | | J | | P | R | JO | HW | JW | S | T |
|--------------|----------------|----------------|----------------|---------------|----------------|---------------|----------------|--------------|--------------|--------------|--------------|
| | Min a | Max b | Min a | Max b | ±10% b | ±10% b | ±10% b | +06/-03 b | ±03 b | +06/-03 b | ±03 b |
| 202F211-X-07 | .94 [23,9] | .39 [9,9] | .68 [17,3] | .26 [6,6] | 1.89 [47,2] | .46 [11,7] | 1.12 [28,4] | .06 [1,5] | .06 [1,5] | .06 [1,5] | .05 [1,3] |
| 202F221-X-07 | 1.07 [27,2] | .52 [13,2] | .82 [20,8] | .30 [7,6] | 1.75 [44,4] | .48 [12,2] | .86 [21,8] | .06 [1,5] | .06 [1,5] | .06 [1,5] | .05 [1,3] |
| 202F232-X-07 | 1.22 [31,0] | .73 [18,5] | .96 [24,4] | .35 [8,9] | 2.50 [63,5] | .48 [12,2] | 1.48 [37,6] | .07 [1,8] | .06 [1,5] | .07 [1,8] | .05 [1,3] |
| 202F242-X-07 | 1.40 [35,6] | .87 [22,1] | 1.13 [28,7] | .40 [10,2] | 1.75 [44,4] | .48 [12,2] | .62 [15,7] | .07 [1,8] | .06 [1,5] | .07 [1,8] | .05 [1,3] |
| 202F253-X-07 | 1.53 [38,9] | 1.11 [28,2] | 1.24 [31,5] | .43 [10,9] | 2.15 [54,6] | .55 [14,0] | .75 [19,0] | .07 [1,8] | .06 [1,5] | .07 [1,8] | .07 [1,8] |

TYCO Electronics/Raychem
TYCO ELECTRONICS
307 CONSTITUTION DRIVE
MENLO PARK, CALIFORNIA 94025

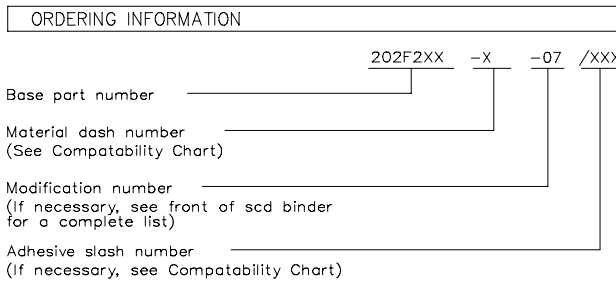
Revision : B
Date : 4/10/01

Part Number : 202F2XX-X-07
Description : Boot, Straight, With Lip

Molded Parts Specification Control Drawing

Part Number : 202F2XX-X-07
Description : Boot, Straight, With Lip

| MATERIAL DASH NO. | MATERIAL DESCRIPTION | RT SPEC | COATING SLASH NO. | COATING S NO. | COATING DESCRIPTION |
|-------------------|----------------------|---------|-------------------|---------------|---------------------|
| -50 | Flexible, VPB | RT-1313 | N/A | | |
| -51 | Flexible, EPB | RT-1321 | /86,/164 | S-1048,S-1124 | Adhesive |
| -71 | Flexible, Polyolefin | RT-1316 | N/A | | |
| | | | | | |
| | | | | | |



THIS DRAWING IS SUBJECT TO CHANGE WITHOUT NOTICE; CONSULT YOUR
NEAREST FIELD REPRESENTATIVE FOR CURRENT REVISION

TYCO Electronics/Raychem
TYCO ELECTRONICS
307 CONSTITUTION DRIVE
MENLO PARK, CALIFORNIA 94025

Revision : B
Date : 4/10/01

Part Number : 202F2XX-X-07
Description : Boot, Straight, With Lip

X-ON Electronics

Largest Supplier of Electrical and Electronic Components

Click to view similar products for [Heat Shrink Cable Boots & End Caps](#) category:

Click to view products by [TE Connectivity](#) manufacturer:

Other Similar products are found below :

[577159N001](#) [645494-000](#) [CX4132-000](#) [687025-000](#) [705331-000](#) [718446-000](#) [725666N001](#) [729257-000](#) [F27131-000](#) [F85868-000](#) [770-003S106W2](#) [770-013210W1](#) [770-013311](#) [770-013312](#) [806542N001](#) [807507-000](#) [808362-000](#) [808618-000](#) [809125-000](#) [809130-000](#) [809218-000](#) [812014-000](#) [812047-000](#) [813166-000](#) [813767N002](#) [814741-000](#) [819117N001](#) [823026-000](#) [823070-000](#) [841189N001](#) [861471-000](#) [866647-000](#) [879515-000](#) [937577-000](#) [957073-000](#) [982033-2](#) [A77813-000](#) [R280576000](#) [D96192-000](#) [163549-000](#) [EN3BOOTLKIT](#) [MTPSRBCL-C](#) [1954015-1](#) [200W531-3-0](#) [202A163-4-0-CS5067](#) [202A343-3-00-0](#) [202B221-13-0](#) [202B231-13-0](#) [202B563-25-07-0](#) [202C241-13-0](#)