

NOTES:

- ALL DIMENSIONS ARE IN $\frac{\text{INCHES}}{\text{[MILLIMETERS]}}$
- DIMENSIONS APPEARING IN TABLE ARE AS FOLLOWS:
 - a - AS SUPPLIED
 - b - AFTER UNRESTRICTED RECOVERY
- COATING IS OPTIONAL. AS SUPPLIED DIMENSIONS APPEARING IN TABLE ARE FOR UNCOATED PARTS. WHEN COATING IS ADDED, ENTRY DIAMETERS WILL BE REDUCED BY .06 MAX.
- "S" & "T" DIMENSIONS APPLY TO A MINIMUM OF 240° OF CIRCUMFERENCE

REVISIONS		
LTR	DESCRIPTION	DATE
U2	REVISED PER ECO-14-003735	03/05/14

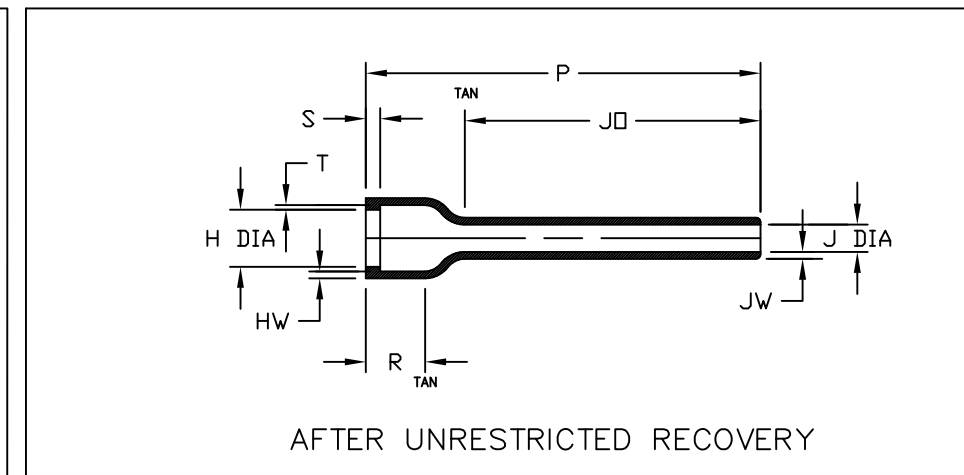
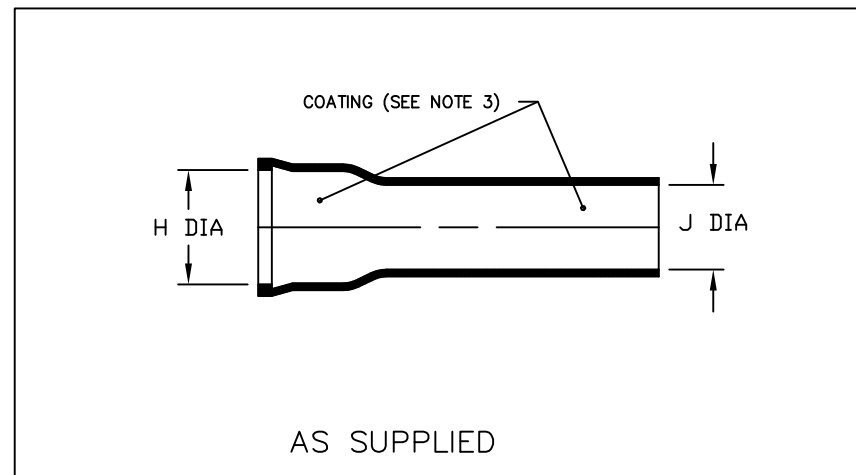
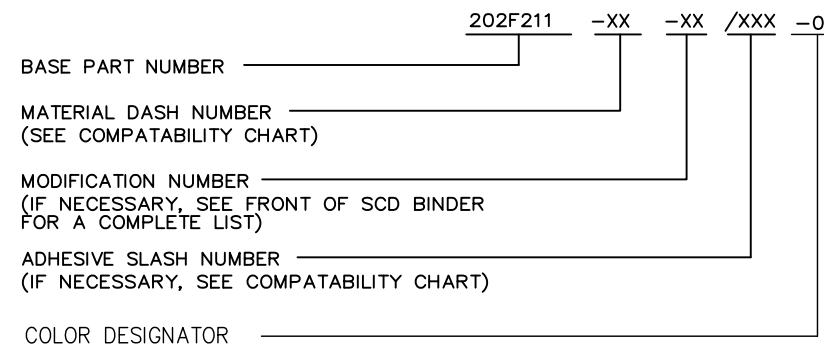


TABLE OF DIMENSIONS

PART NUMBER	H		J		P	R	JO	HW	JW	S	T
	Min	Max	Min	Max	±10%	±10%	±10%	+0.06/-0.03	±0.03	+0.06/-0.03	Ref
	a	b	a	b	b	b	b	b	b	b	b
202F211	.94 [23,9]	.39 [9,9]	.68 [17,3]	.26 [6,6]	4.17 [105,9]	.46 [11,7]	3.40 [86,4]	.06 [1,5]	.06 [1,5]	.06 [1,5]	.05 [1,3]
202F221	1.07 [27,2]	.52 [13,2]	.82 [20,8]	.30 [7,6]	4.77 [121,2]	.48 [12,2]	3.88 [98,6]	.06 [1,5]	.06 [1,5]	.06 [1,5]	.05 [1,3]
202F232	1.22 [31,0]	.73 [18,5]	.96 [24,4]	.35 [8,9]	5.46 [138,7]	.48 [12,2]	4.44 [112,8]	.07 [1,8]	.06 [1,5]	.07 [1,8]	.05 [1,3]
202F242	1.40 [35,6]	.87 [22,1]	1.13 [28,7]	.40 [10,2]	6.28 [159,5]	.48 [12,2]	5.15 [130,8]	.07 [1,8]	.06 [1,5]	.07 [1,8]	.05 [1,3]
202F253	1.53 [38,9]	1.11 [28,2]	1.24 [31,5]	.43 [10,9]	7.00 [177,8]	.55 [14,0]	5.60 [142,2]	.07 [1,8]	.06 [1,5]	.07 [1,8]	.07 [1,8]
202F263	1.78 [45,2]	1.27 [32,3]	1.51 [38,4]	.50 [12,7]	8.00 [203,2]	.60 [15,2]	6.42 [163,1]	.07 [1,8]	.06 [1,5]	.07 [1,8]	.07 [1,8]
202F274	2.03 [51,6]	1.62 [41,1]	1.79 [45,5]	.59 [15,0]	8.00 [203,2]	.60 [15,2]	6.21 [157,7]	.07 [1,8]	.07 [1,8]	.07 [1,8]	.07 [1,8]

ORDERING INFORMATION



IF THIS DOCUMENT IS PRINTED IT BECOMES UNCONTROLLED.
CHECK FOR THE LATEST REVISION.

Raychem Molded Parts
CUSTOMER DRAWING

COMPATIBILITY CHART

MATERIAL DASH NO.	MATERIAL DESCRIPTION	RT SPEC	COATING SLASH NUMBER	COATING S NUMBER
-50	Flexible, VPB	RT-1313	N/A	
-51	Flexible, EPB	RT-1321	/86,/164,/180	S-1048;S-1124;S-1030/1
-71	Flexible, Polyolefin	RT-1316	/42,/86,/180	S-1017;S-1048;S-1030/1
-770	NBCCS	RT-770 TYPE II	N/A	

UNLESS OTHERWISE SPECIFIED DIMENSIONS ARE INCHES. METRIC DIMENSIONS ARE IN BRACKETS.
DECIMAL TOLERANCES
.XXX ± 0.005 [0.13 mm]
.XX ± 0.01 [0.25 mm]
.X ± 0.1 [0.50 mm]
ANGLE TOLERANCE
.X ± 1 DEG.

DRAWN
MMazariegos

APPROVED
SGravano

THIRD ANGLE PROJECTION



TE Connectivity

TITLE
Boot, Straight With Lip

SIZE B CODE IDENT. NO. 06090 DWG. NO. 202F211thru274

X-ON Electronics

Largest Supplier of Electrical and Electronic Components

Click to view similar products for [Heat Shrink Cable Boots & End Caps](#) category:

Click to view products by [TE Connectivity](#) manufacturer:

Other Similar products are found below :

[577159N001](#) [645494-000](#) [CX4132-000](#) [687025-000](#) [705331-000](#) [718446-000](#) [725666N001](#) [729257-000](#) [F27131-000](#) [F85868-000](#) [770-003S106W2](#) [770-013210W1](#) [770-013311](#) [770-013312](#) [806542N001](#) [807507-000](#) [808362-000](#) [808618-000](#) [809125-000](#) [809130-000](#) [809218-000](#) [812014-000](#) [812047-000](#) [813166-000](#) [813767N002](#) [814741-000](#) [819117N001](#) [823026-000](#) [823070-000](#) [825002-000](#) [841189N001](#) [861471-000](#) [866647-000](#) [879515-000](#) [937577-000](#) [957073-000](#) [982033-2](#) [A77813-000](#) [R280576000](#) [D96192-000](#) [163549-000](#) [EN3BOOTLKIT](#) [MTPSRBCL-C](#) [1954015-1](#) [200W531-3-0](#) [202A163-4-0-CS5067](#) [202A343-3-00-0](#) [202B221-13-0](#) [202B231-13-0](#) [202B563-25-07-0](#)