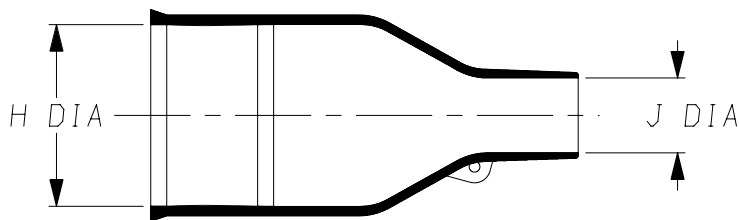
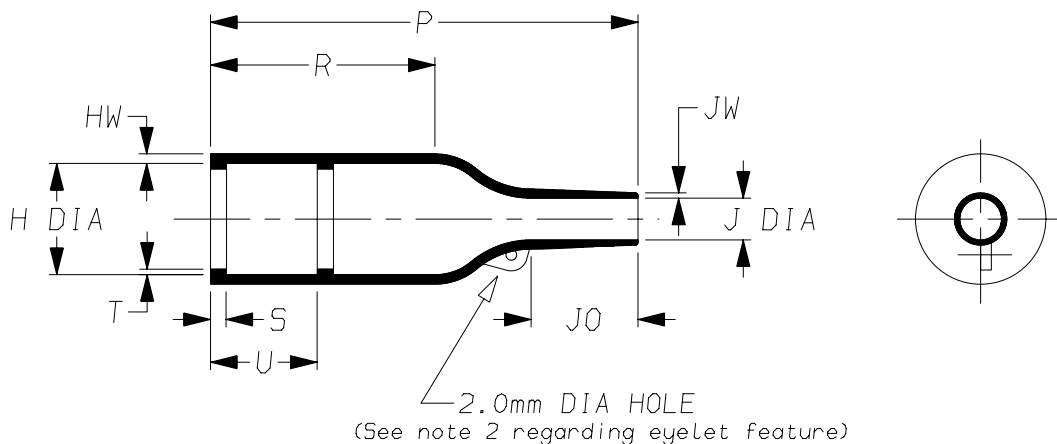


a) Part as supplied.

202K1**-12-01



b) Part after unrestricted recovery.



DIMENSIONS in millimetres
(in inches, for reference)

Part No.	H		J		P	R	S	T	U	JO	HW	JW
	Min a	Max b	Min a	Max b	±10% b	±10% b	±10% b	±10% b	±10% b	±10% b	±20% b	±20% b
202K121-12-01	24 {0.94}	10.4 {0.41}	12 {0.47}	5.6 {0.22}	26 {1.02}	9 {0.35}	3.0 {0.12}	1.0 {0.04}	①	8.5 {0.33}	1.6 {0.06}	0.5 {0.02}
202K132-12-01	30 {1.18}	14.2 {0.56}	14 {0.55}	5.9 {0.23}	43 {1.69}	20 {0.79}	3.0 {0.12}	1.0 {0.04}	①	11.5 {0.45}	1.8 {0.07}	1.0 {0.04}
202K142-12-01	31 {1.22}	18.0 {0.71}	15 {0.59}	7.1 {0.28}	47 {1.85}	15 {0.59}	3.0 {0.12}	1.0 {0.04}	①	17.0 {0.67}	1.8 {0.07}	1.0 {0.04}
202K153-12-01	36 {1.42}	22.4 {0.88}	18 {0.71}	8.4 {0.33}	60 {2.36}	22 {0.87}	3.0 {0.12}	1.0 {0.04}	①	19.5 {0.77}	2.0 {0.08}	1.0 {0.04}
202K163-12-01	42 {1.65}	28.2 {1.11}	21 {0.83}	9.9 {0.39}	79 {3.11}	41 {1.61}	3.0 {0.12}	1.7 {0.07}	20 {0.79}	21.0 {0.83}	2.2 {0.09}	1.0 {0.04}
202K174-12-01	60 {2.36}	35.1 {1.38}	35 {1.38}	15.7 {0.62}	110 {4.33}	52 {2.05}	3.0 {0.12}	1.7 {0.07}	20 {0.79}	39.0 {1.54}	3.2 {0.13}	1.5 {0.06}
202K185-12-01	66 {2.60}	44.5 {1.75}	38 {1.50}	16.8 {0.66}	150 {5.91}	70 {2.76}	3.0 {0.12}	2.0 {0.08}	20 {0.79}	51.5 {2.03}	3.8 {0.15}	2.0 {0.08}

This is a trimmed variant
Modified dimensions are shown thus: - #

Copyright (!)

The copyright in this drawing is the property of Tyco Electronics UK Ltd. The drawing is issued on the condition that it is not copied, reproduced or disclosed to a third party, either in whole or in part without the prior written consent of Tyco Electronics UK Ltd.

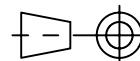
Drawn A.LILLEY. Checked Issue 3 Date September 2006 Conforms to ISO Recommendations

3rd Angle Projection
Not to Scale

Approval
Design

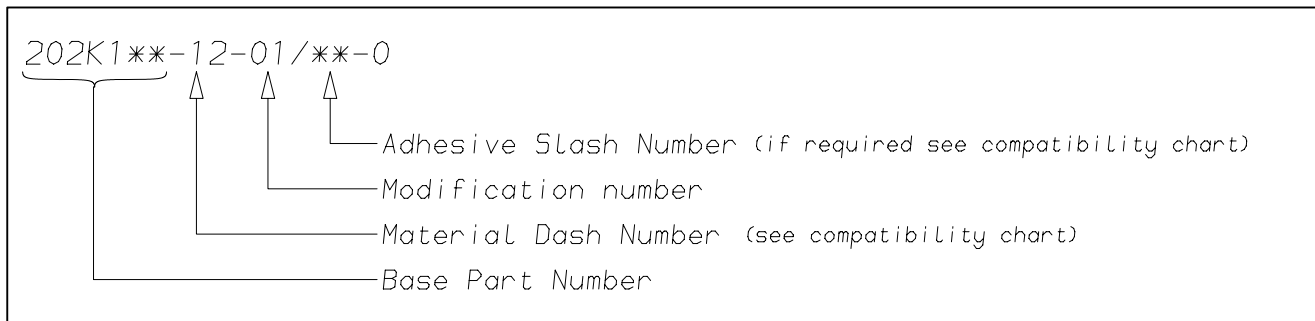
MKTG.

Q.A.



Raychem		Specification Control Drawing	Part Number 202K1**-12-01	Issue 3
Iss.	Date	E.C.R. No.	Details of Change	
2	September 2001	CR01-HM-0018	"R" dimension changed	
3	September 2006	CR06-HM-011	Eyelet note added to page 1	
3	September 2006	CR06-DM-104	Material description name changed	

(Ordering Information)



(COMPATIBILITY CHART)

Material Dash Number	Material Description	SPEC Number	Coating Slash Number
-12	FLUOROELASTOMER, FLEXIBLE	RT-1312, RW-2071	/225

NOTES

- ① Dimension U does not apply on sizes 202K121 thru 202K153.
- ② Part is supplied without eyelet feature as standard
If eyelet feature is required, add CS-1863 to description:-
202K132-12-01-CS-1836-0
If eyelet feature and clip is required, add CS-1858 to description:-
202K132-12-01-CS-1858-0
- ③ As supplied dimensions are for uncoated parts, when coating is added entry diameters will reduce by 1.5mm Max.

Tyco Electronics UK Ltd. Faraday Road, Swindon, Wiltshire, SN3 5HH England Telephone: (01793) 528171 Fax: 572516	Tyco Electronics Corporation 300, Constitution Drive, Menlo Park, CA 94025 USA Telephone (650) 361-3860 Fax: (650) 361-5579
Cage Code K1010	Cage Code 06090

X-ON Electronics

Largest Supplier of Electrical and Electronic Components

Click to view similar products for [Heat Shrink Cable Boots & End Caps](#) category:

Click to view products by [TE Connectivity](#) manufacturer:

Other Similar products are found below :

[577159N001](#) [645494-000](#) [CX4132-000](#) [687025-000](#) [705331-000](#) [718446-000](#) [725666N001](#) [729257-000](#) [F27131-000](#) [F85868-000](#) [770-003S106W2](#) [770-013210W1](#) [770-013311](#) [770-013312](#) [806542N001](#) [807507-000](#) [808362-000](#) [808618-000](#) [809125-000](#) [809130-000](#) [809218-000](#) [812014-000](#) [812047-000](#) [813166-000](#) [813767N002](#) [814741-000](#) [819117N001](#) [823026-000](#) [823070-000](#) [841189N001](#) [861471-000](#) [866647-000](#) [879515-000](#) [937577-000](#) [957073-000](#) [982033-2](#) [A77813-000](#) [R280576000](#) [D96192-000](#) [163549-000](#) [EN3BOOTLKIT](#) [MTPSRBCL-C](#) [1954015-1](#) [200W531-3-0](#) [202A163-4-0-CS5067](#) [202A343-3-00-0](#) [202B221-13-0](#) [202B231-13-0](#) [202B563-25-07-0](#) [202C241-13-0](#)