

LOC		DIST		REVISIONS				
AG	00	P	LTR	DESCRIPTION	DATE	OWN	APVD	
		B		ECO-11-025114	08DEC2011	PP	KZ	

- MATERIAL:**
 HOUSING: BLACK, THERMOPLASTIC, RATED UL 94V-0.
 SHIELD: COPPER ALLOY WITH NICKEL PLATING.
 CONTACTS: PHOSPHER BRONZE.
 CONTACT PLATING: 0.05µm MIN GOLD OVER
 0.76µm MIN PALLADIUM-NICKEL, AT MATING
 INTERFACE CONTACT AREA.
- TE LOGO, PART NUMBER, DATE CODE AND
 COUNTRY OF ORIGIN, SHOWN APPROXIMATE AREA.
- MAGNETICS:**
 - APPLICATION: 10/100/1000 BASE -T
 - IMPEDANCE: 100 OHMS
 - TRANSMIT OPEN CIRCUIT INDUCTANCE (OCL): 350µH (MIN)
 @100KHZ, 0.1 VRMS WITH 8mA DC BIAS
 FOR EACH TRANSFORMER OVER T=0°C-+70°C.
 - TURNS RATIO (CHIP:CABLE): 1:1 ALL PAIRS
PERFORMANCE:
 - ALL PAIRS ARE BI-DIRECTIONAL

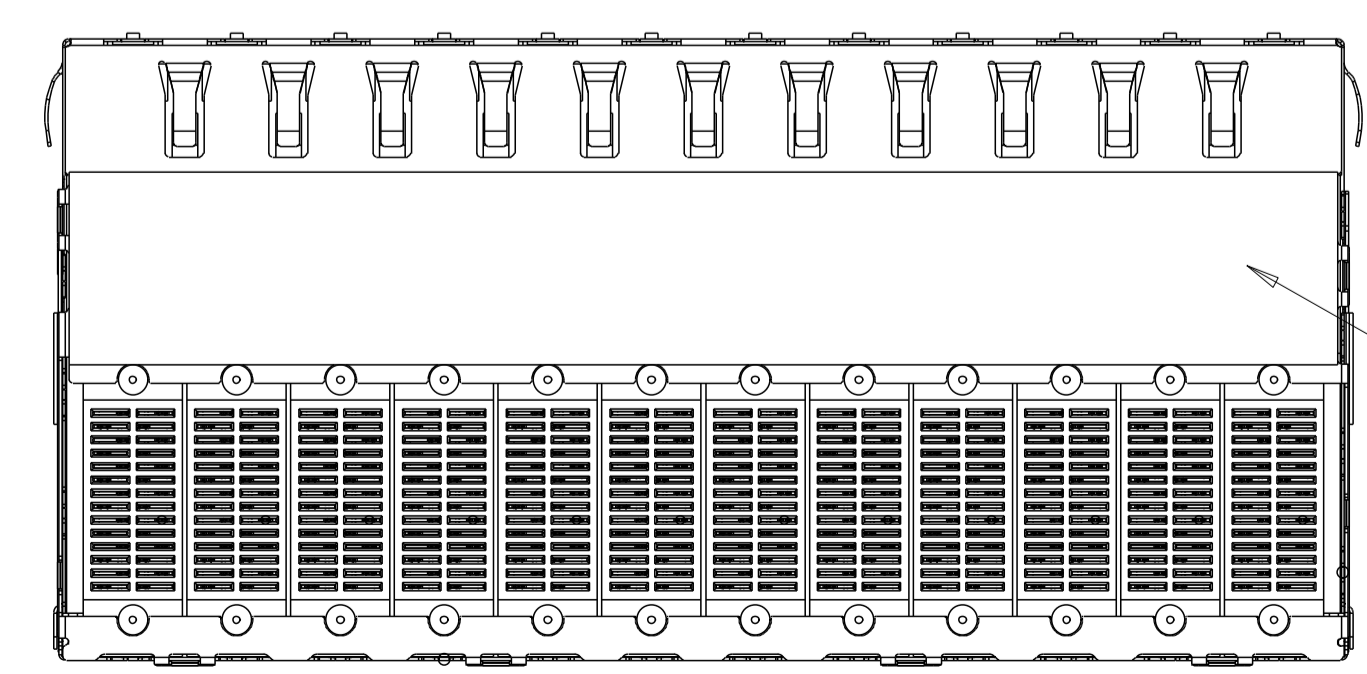
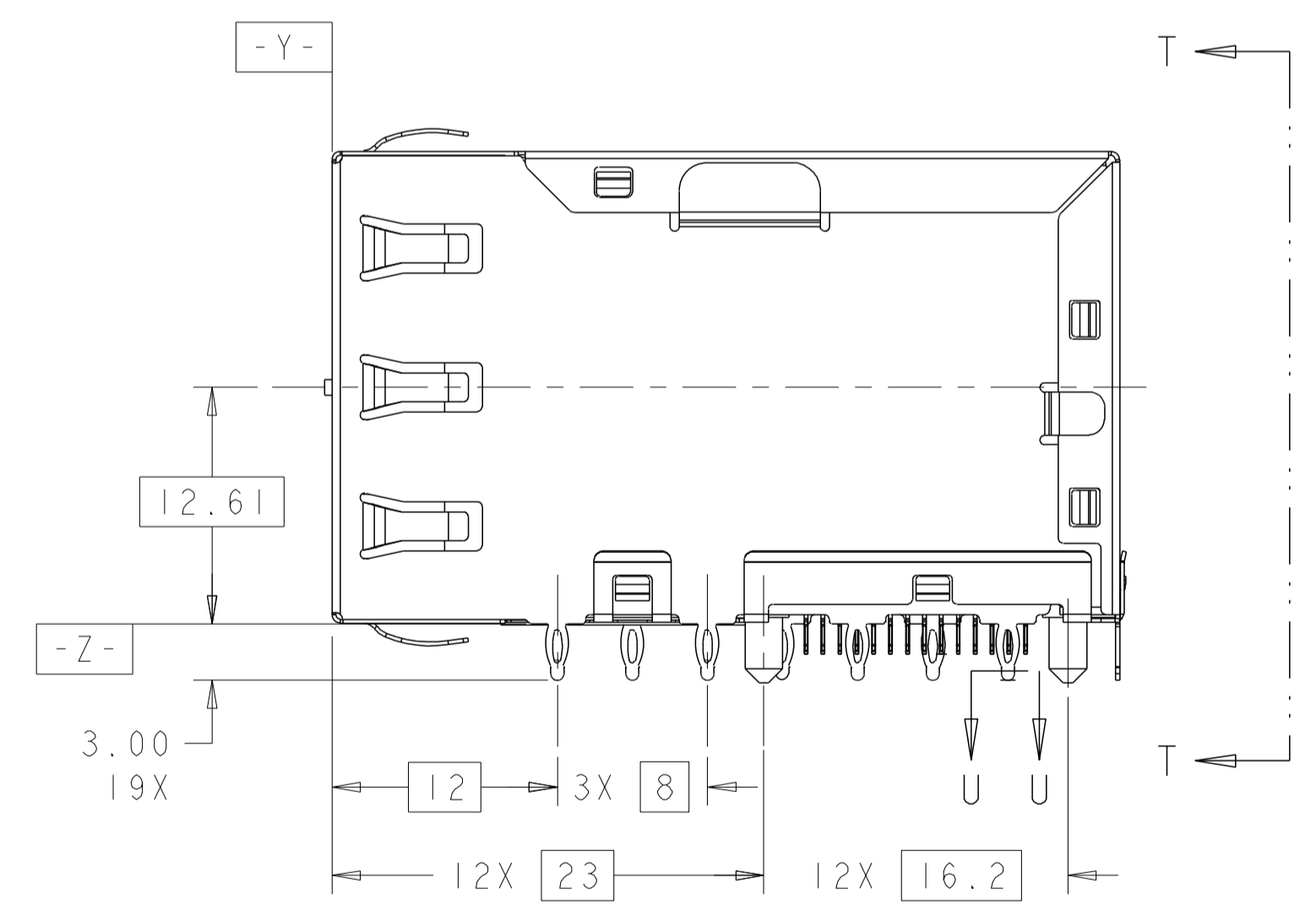
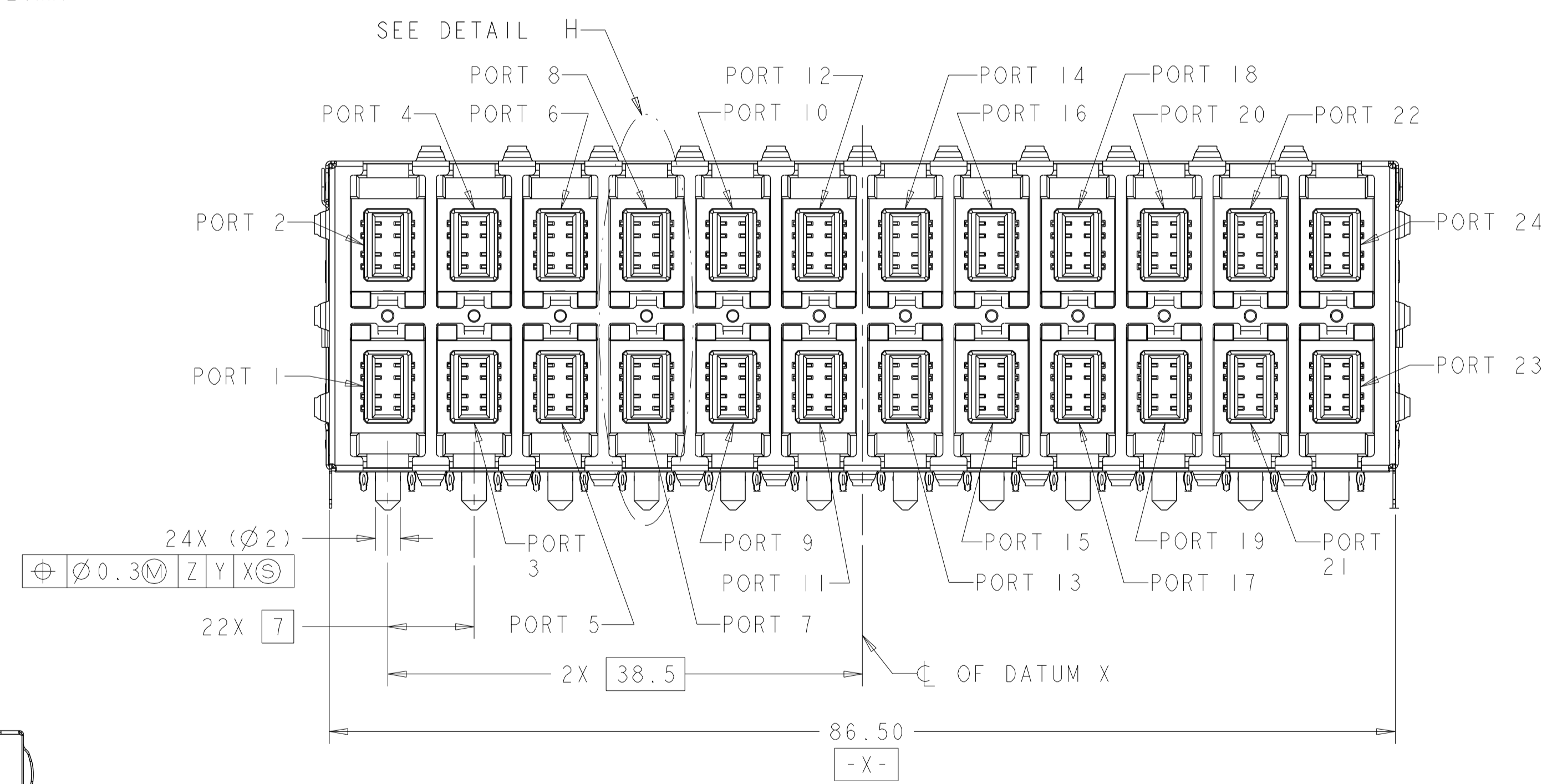
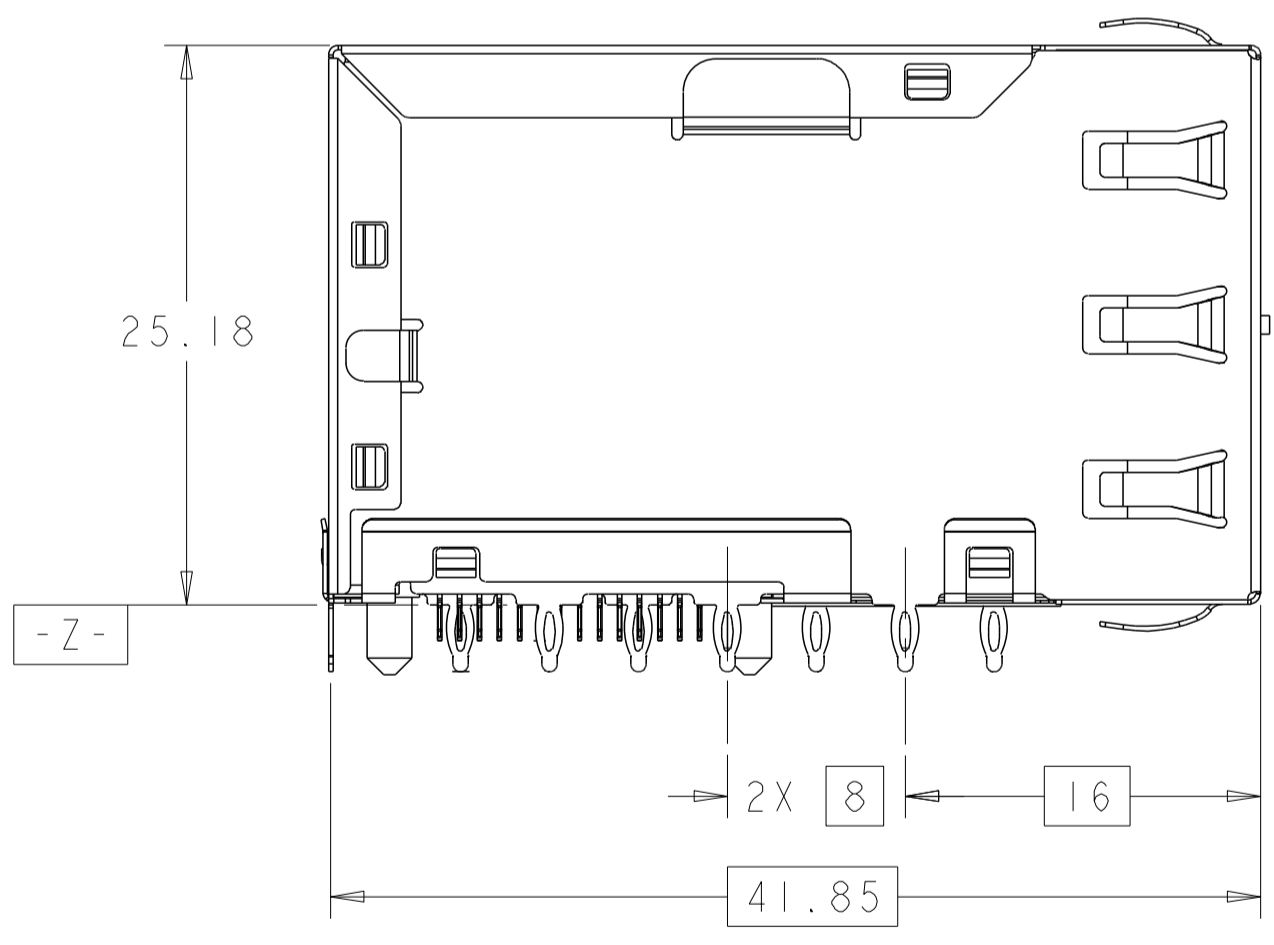
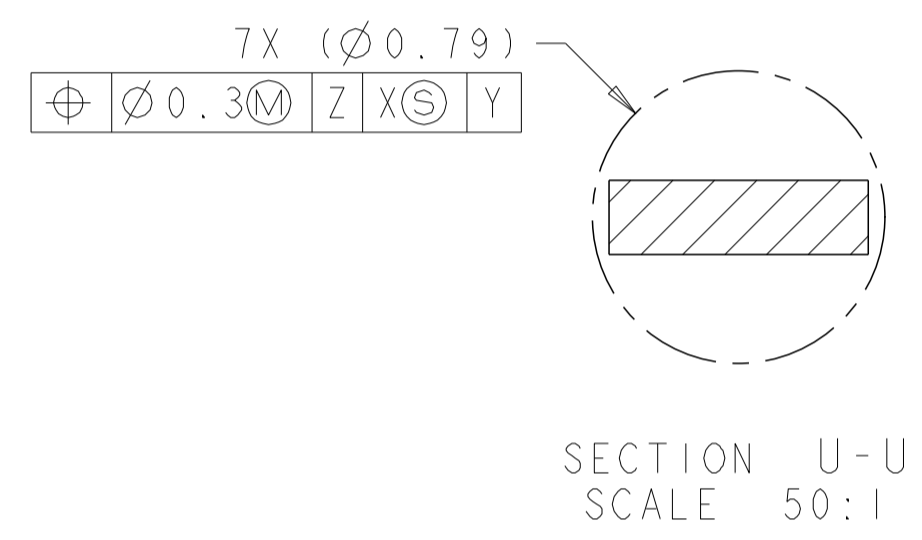
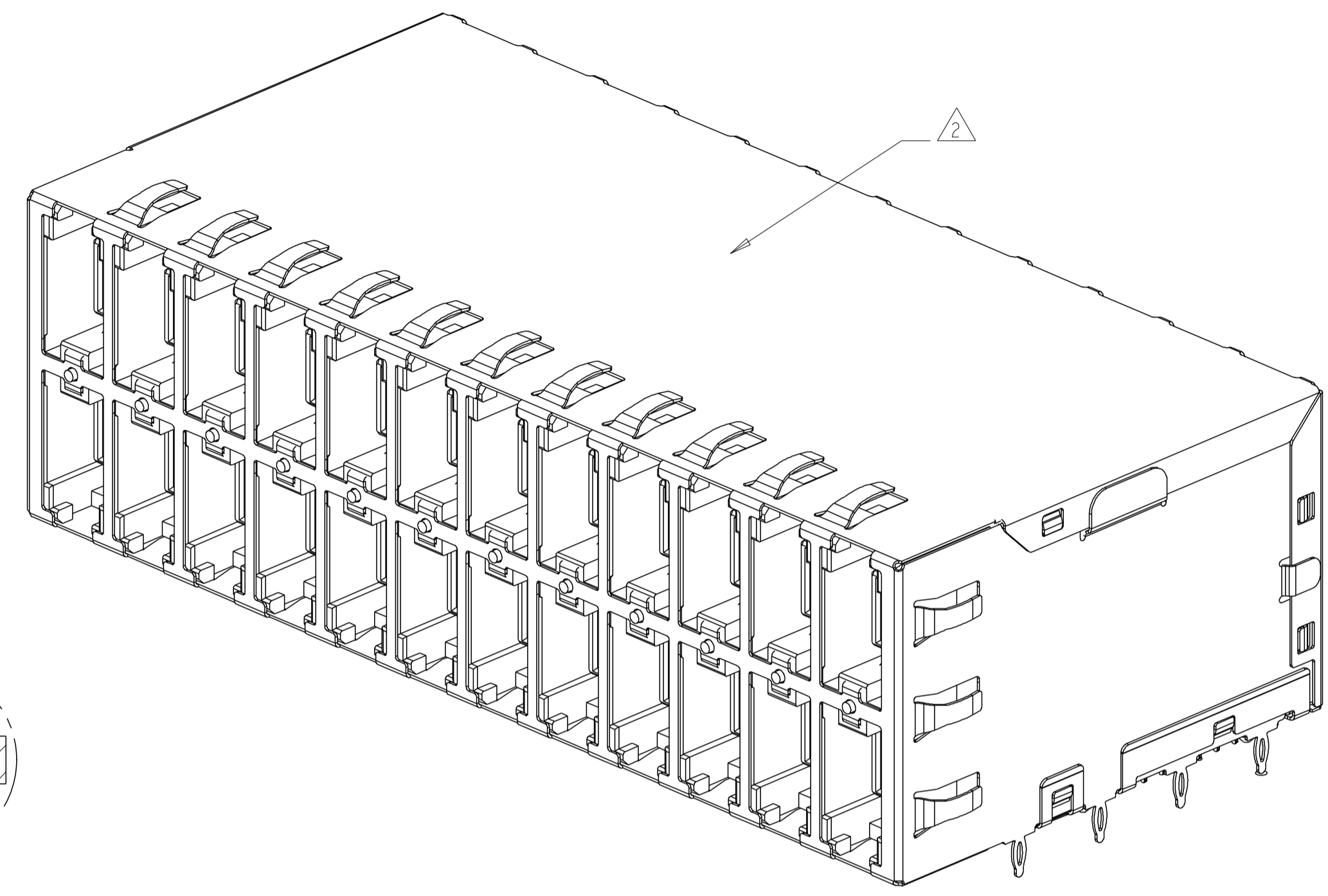
- RECOMMENDED MIN PCB THICKNESS 1.5mm (.062").
- OPERATING TEMPERATURE: FROM 0°C TO 70°C.
- DATUM AND BASIC DIMENSION ESTABLISHED BY CUSTOMER.
- FOR HOLE SIZE AND PLATINGS, SEE SHEET 5.

FREQUENCY	*INSERTION LOSS	RETURN LOSS	CROSSTALK ATTENUATION	COMMON MODE REJECTION RATIO
0.5MHz-1MHz	1.2dB (MAX)	18dB (MIN)	70dB (MIN)	30dB (MIN)
1MHz-40MHz	1.2dB (MAX)	18dB (MIN)	33-20X LOG (F/80)dB (MIN)	30dB (MIN)
40MHz-100MHz	1.2dB (MAX)	12-20X LOG (F/80)dB (MIN)	33-20X LOG (F/80)dB (MIN)	30dB (MIN)

ALL MAGNETIC ELECTRICAL CHARACTERISTICS RATED AT T=25°C

- ISOLATION VOLTAGE: 2250VDC(MAX) FOR 60 SECONDS WITH A RISE TIME OF 500V/SEC, WITH ALL PORTS CONNECTED.

- LED IS DRIVEN WITH CURRENT AT APPROX 20 mA
 DOMINANT WAVELENGTH (λD): GREEN 573 nm TYP AT IF=20mA
 FORWARD VOLTAGE (VF): GREEN 2.0V TYP at IF=20mA
 DOMINANT WAVELENGTH (λD): RED 624 nm TYP AT IF=20mA
 FORWARD VOLTAGE (VF): RED 2.0V TYP at IF=20mA
 DOMINANT WAVELENGTH (λD): YELLOW 589 nm TYP AT IF=20mA
 FORWARD VOLTAGE (VF): YELLOW 2.0V TYP at IF=20mA



BOTTOM VIEW

BOTTOM INSULATION TAPE

WITH	YELLOW/GREEN BI-COLOR	1-2057004-2
WITHOUT	YELLOW/GREEN BI-COLOR	2057004-2
WITHOUT	RED/GREEN BI-COLOR	2057004-1
BOTTOM INSULATION TAPE	LED COLORS	PART NUMBER

THIS DRAWING IS A CONTROLLED DOCUMENT.

DIMENSIONS:	TOLERANCES UNLESS OTHERWISE SPECIFIED:	DRAWN: M. SHIRK	20FEB2008
mm	0 PLC ±	CHK: B. HENRY	20FEB2008
	1 PLC ±	APVD: B. HENRY	
	2 PLC ±0.25	PRODUCT SPEC	
	3 PLC ±	APPLICATION SPEC	
	4 PLC ±	WEIGHT	
	ANGLES	CUSTOMER DRAWING	
	FINISH		

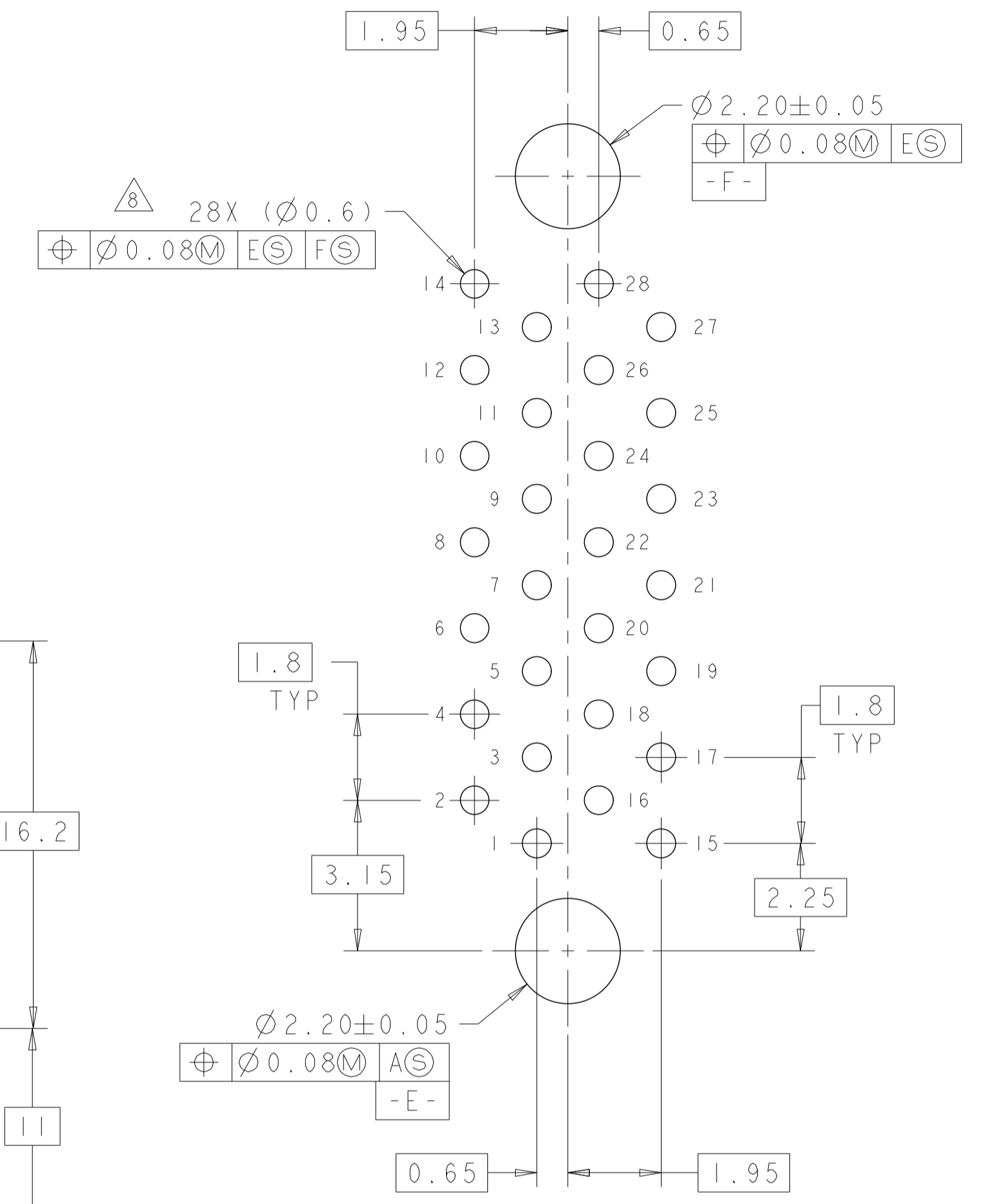

STE TE Connectivity

RECEPTACLE ASSEMBLY, 2X12, RJ POINT FIVE, NON PoE WITH MAGNETICS

SIZE: A1 CAGE CODE: 00779 DRAWING NO: 2057004

SCALE: 3:1 SHEET 1 OF 5 REV B

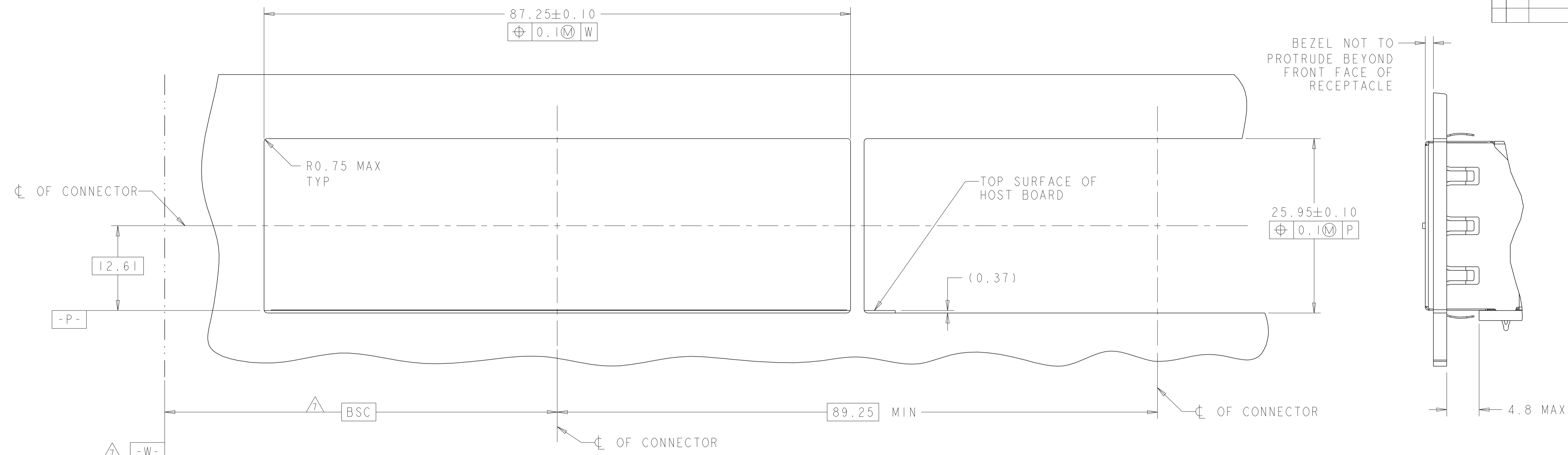
LOC	DIST	REVISIONS			
P	LTR	DESCRIPTION	DATE	DWN	APVD
-	-	SEE SHEET 1	-	-	-



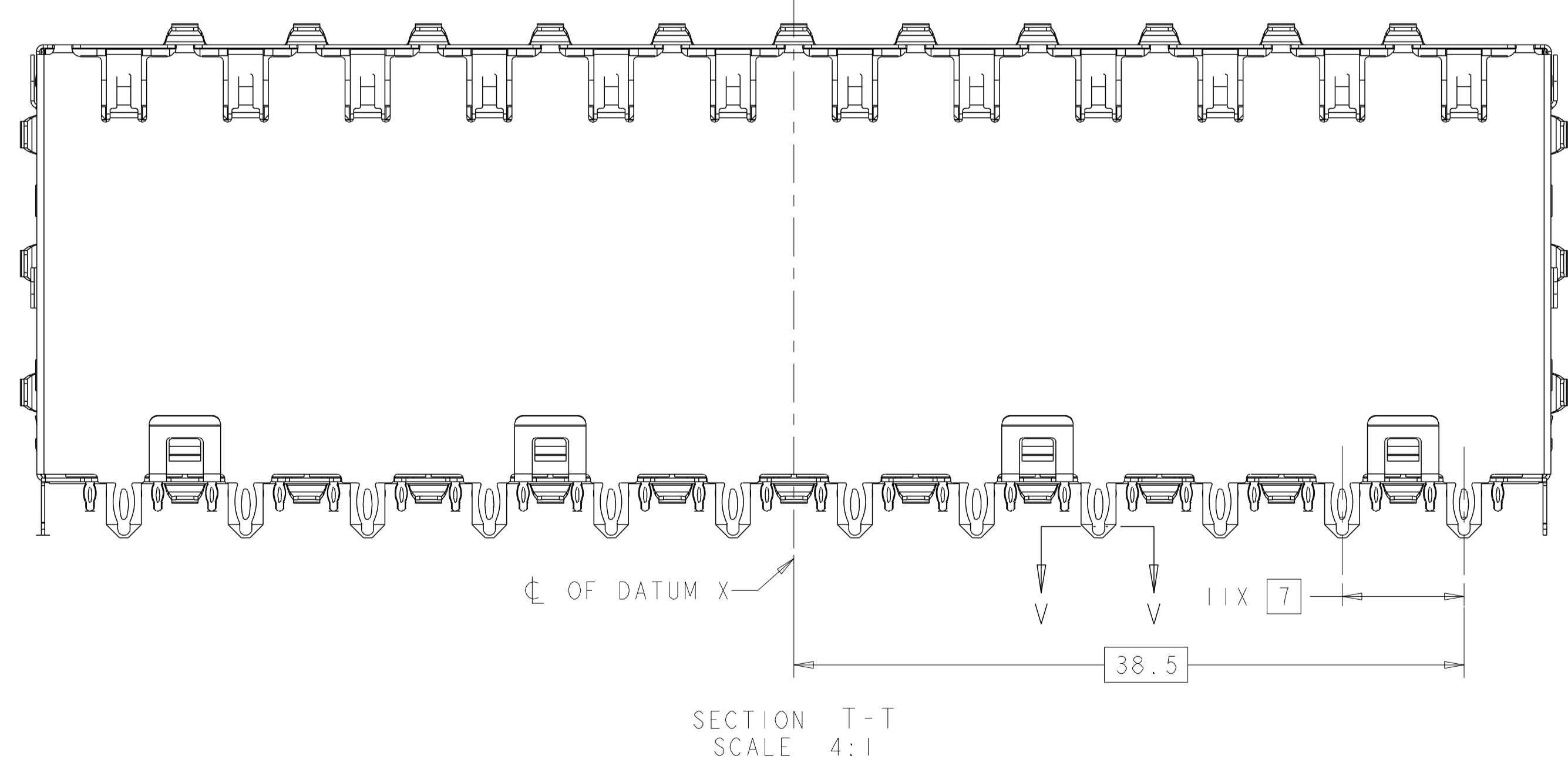
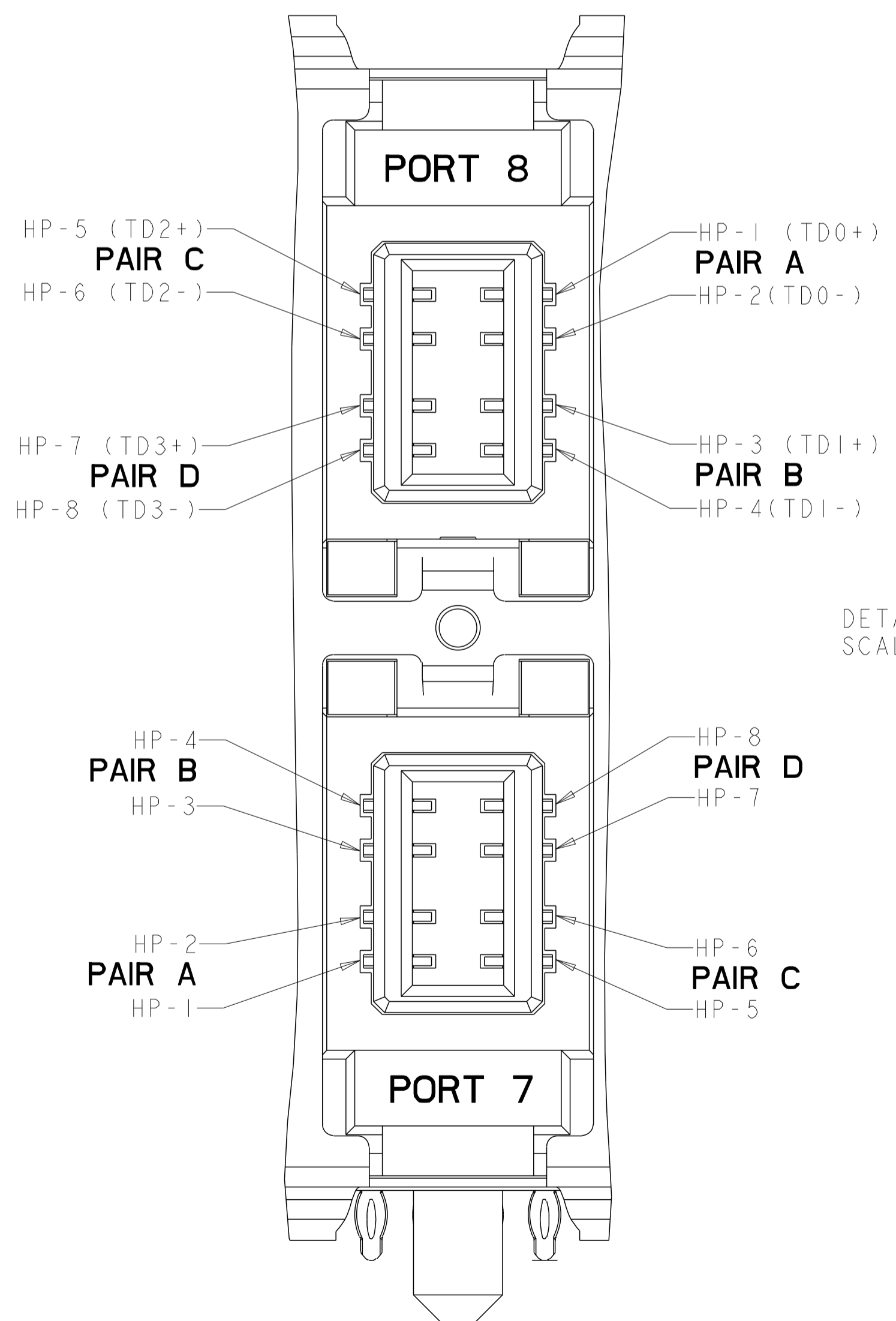
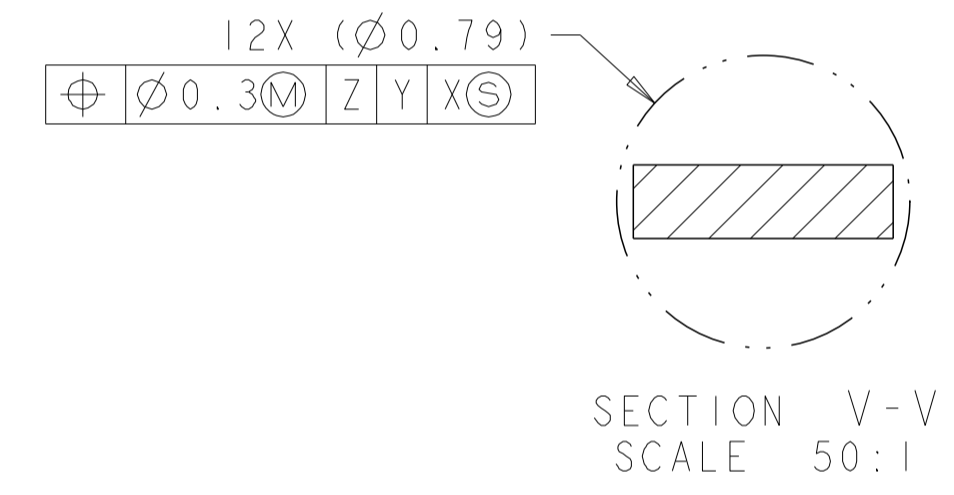
RECOMMENDED PCB LAYOUT
 SCALE 5:1

THIS DRAWING IS A CONTROLLED DOCUMENT.		DWN M. SHIRK 20FEB2008	TE Connectivity RECEPTACLE ASSEMBLY, 2X12, RJ POINT FIVE, NON PoE WITH MAGNETICS
DIMENSIONS: mm		CWR B. HENRY 20FEB2008	
TOLERANCES UNLESS OTHERWISE SPECIFIED:		APVD B. HENRY 20FEB2008	
0 PLC ± 1 PLC ± 2 PLC ±0.25 3 PLC ± 4 PLC ± ANGLES ±° FINISH		NAME PRODUCT SPEC APPLICATION SPEC	
MATERIAL		WEIGHT	SIZE CAGE CODE DRAWING NO. RESTRICTED TO
			A 100779 ©=2057004
CUSTOMER DRAWING		SCALE 3:1	SHEET 2 OF 5 REV B

LOC		DIST		REVISIONS				
P	LTR	DESCRIPTION	DATE	OWN	APVD			
-	-	SEE SHEET 1	-	-	-	-	-	

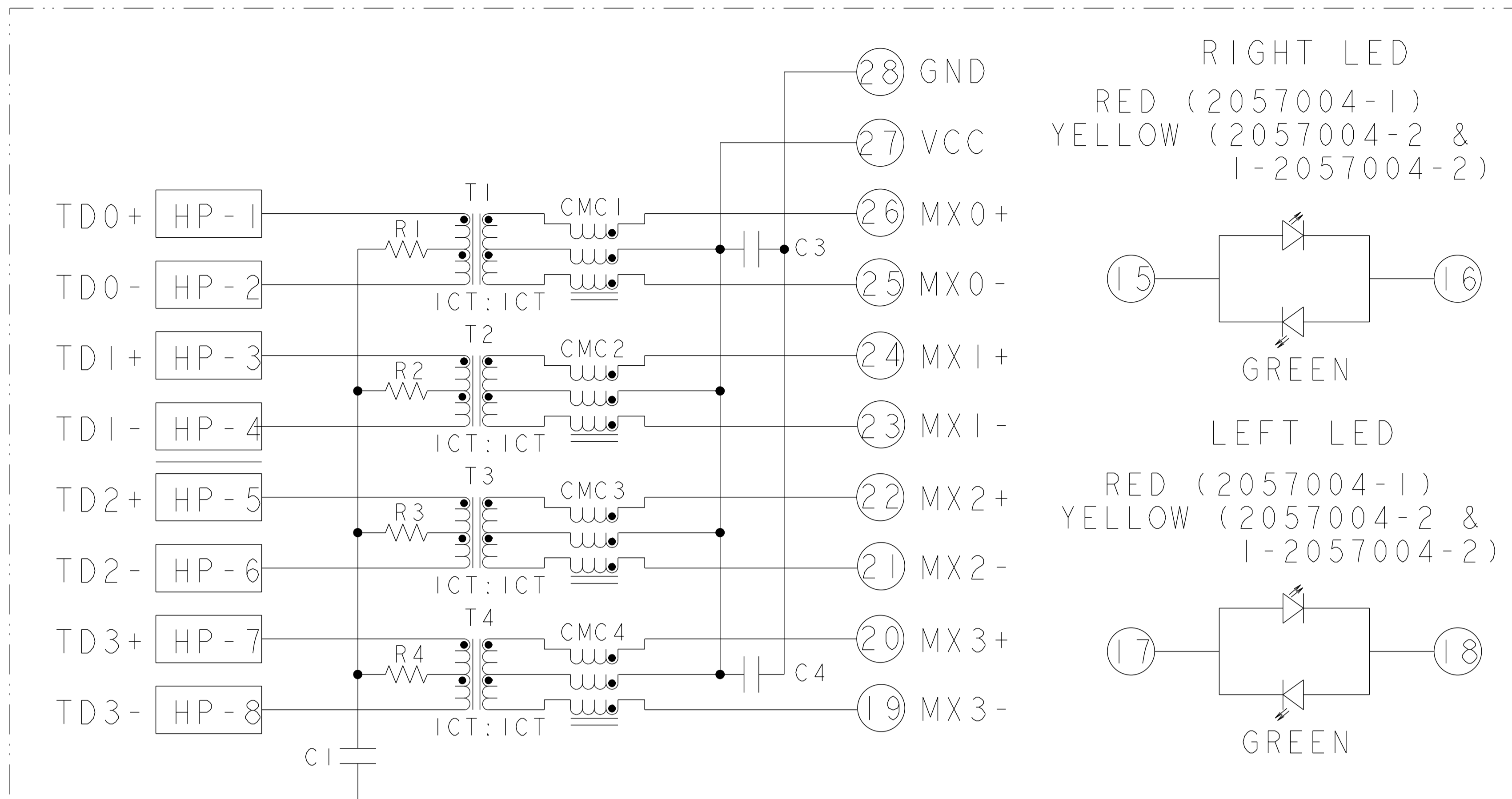


RECOMMENDED PANEL CUTOUT



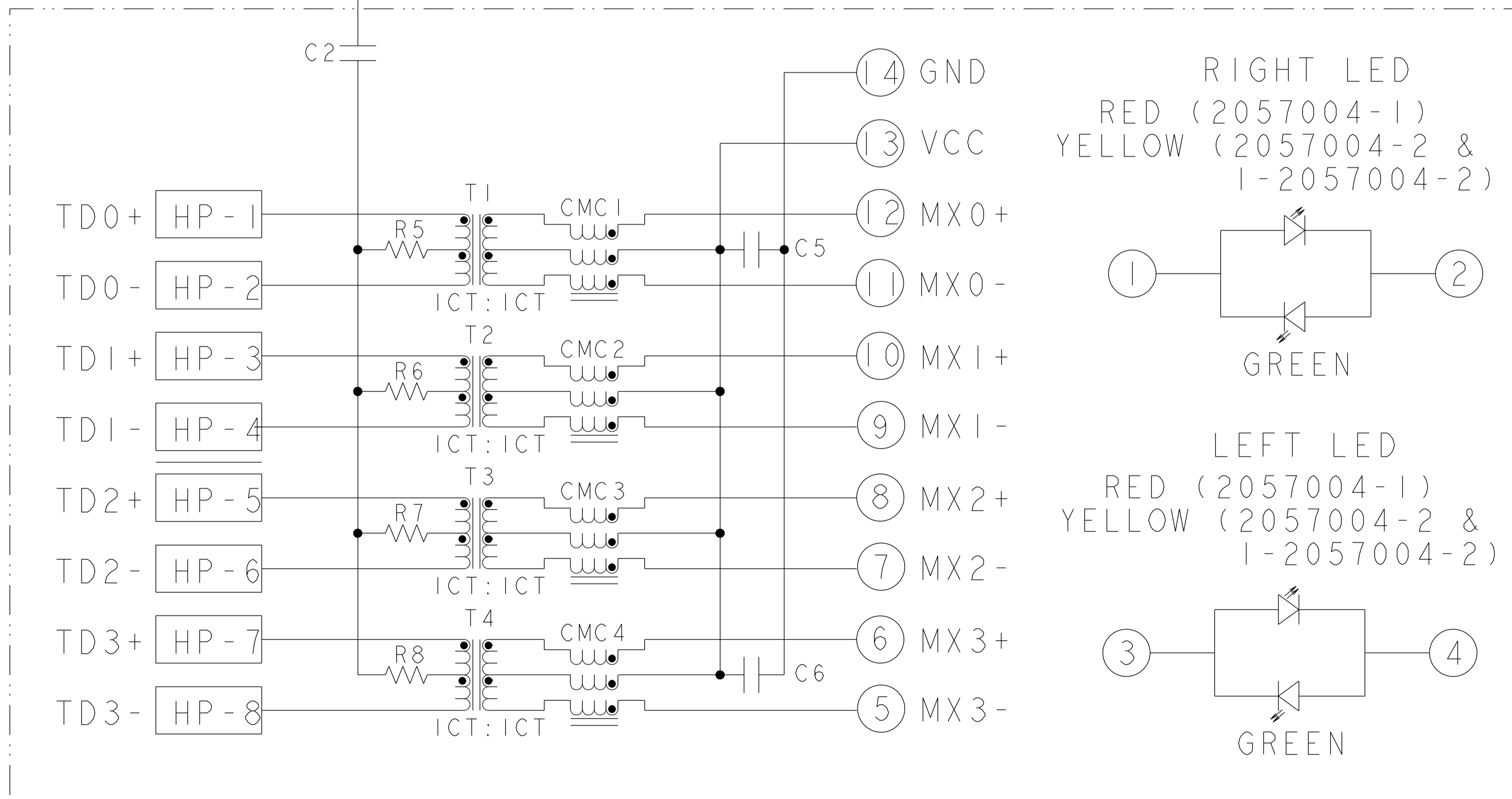
THIS DRAWING IS A CONTROLLED DOCUMENT.		DWN M. SHIRK 20FEB2008	 TE Connectivity
DIMENSIONS: mm		CWR B. HENRY 20FEB2008	
TOLERANCES UNLESS OTHERWISE SPECIFIED:		APVD B. HENRY 20FEB2008	
0 PLC ± 1 PLC ± 2 PLC ±0.25 3 PLC ± 4 PLC ± ANGLES ±° FINISH		NAME PRODUCT SPEC APPLICATION SPEC WEIGHT CUSTOMER DRAWING	
RECEPTACLE ASSEMBLY, 2X12, RJ POINT FIVE, NON PoE WITH MAGNETICS			SIZE A1 CAGE CODE 100779 DRAWING NO. 2057004 SCALE 3:1 SHEET 3 OF 5 REV B

LOC		DIST		REVISIONS				
AG	00	P	LTR	DESCRIPTION	DATE	OWN	APVD	
		-	-	SEE SHEET 1				



TOP PORT

S5G73
GIGABIT CIRCUIT

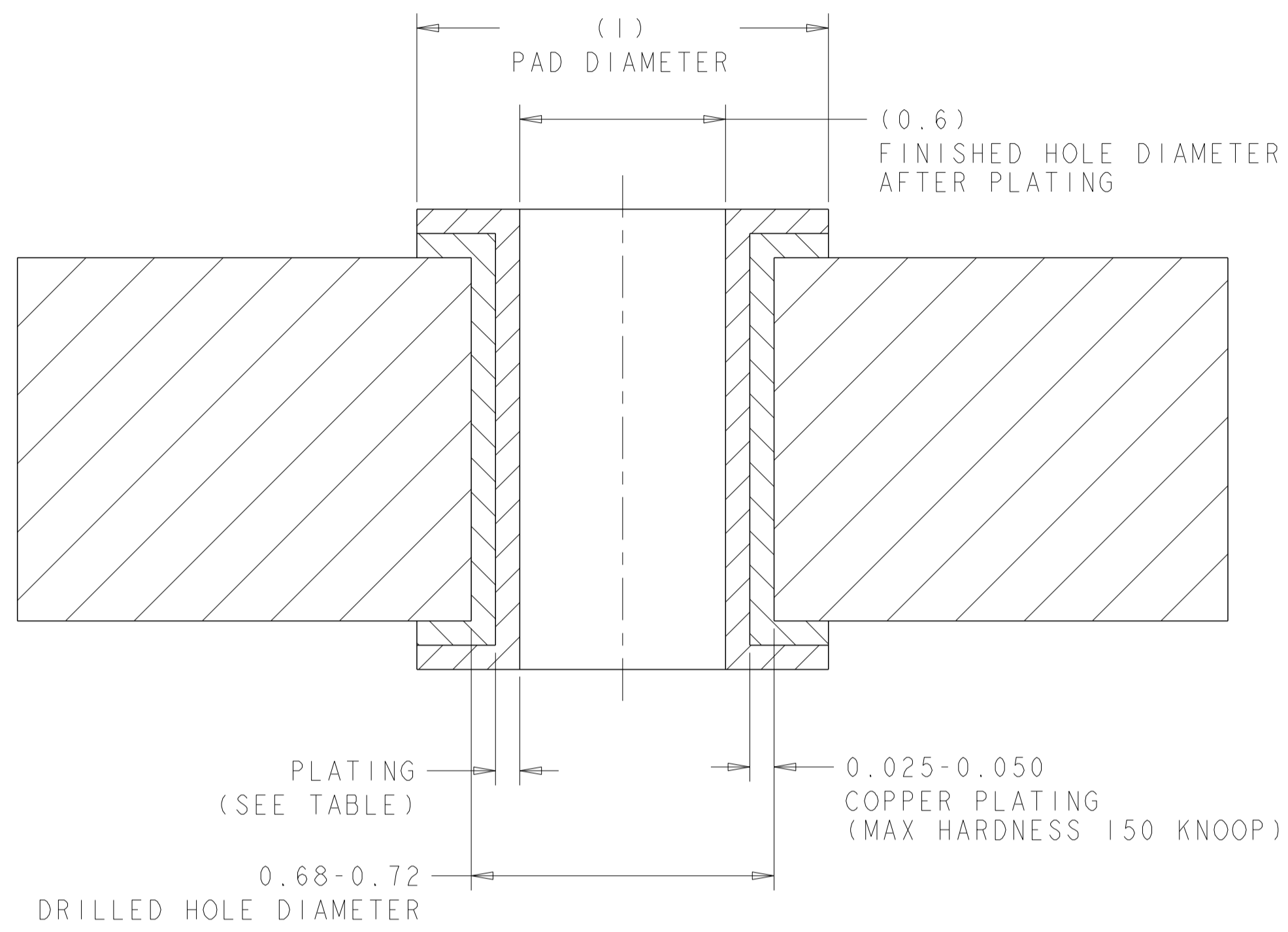


BOTTOM PORT

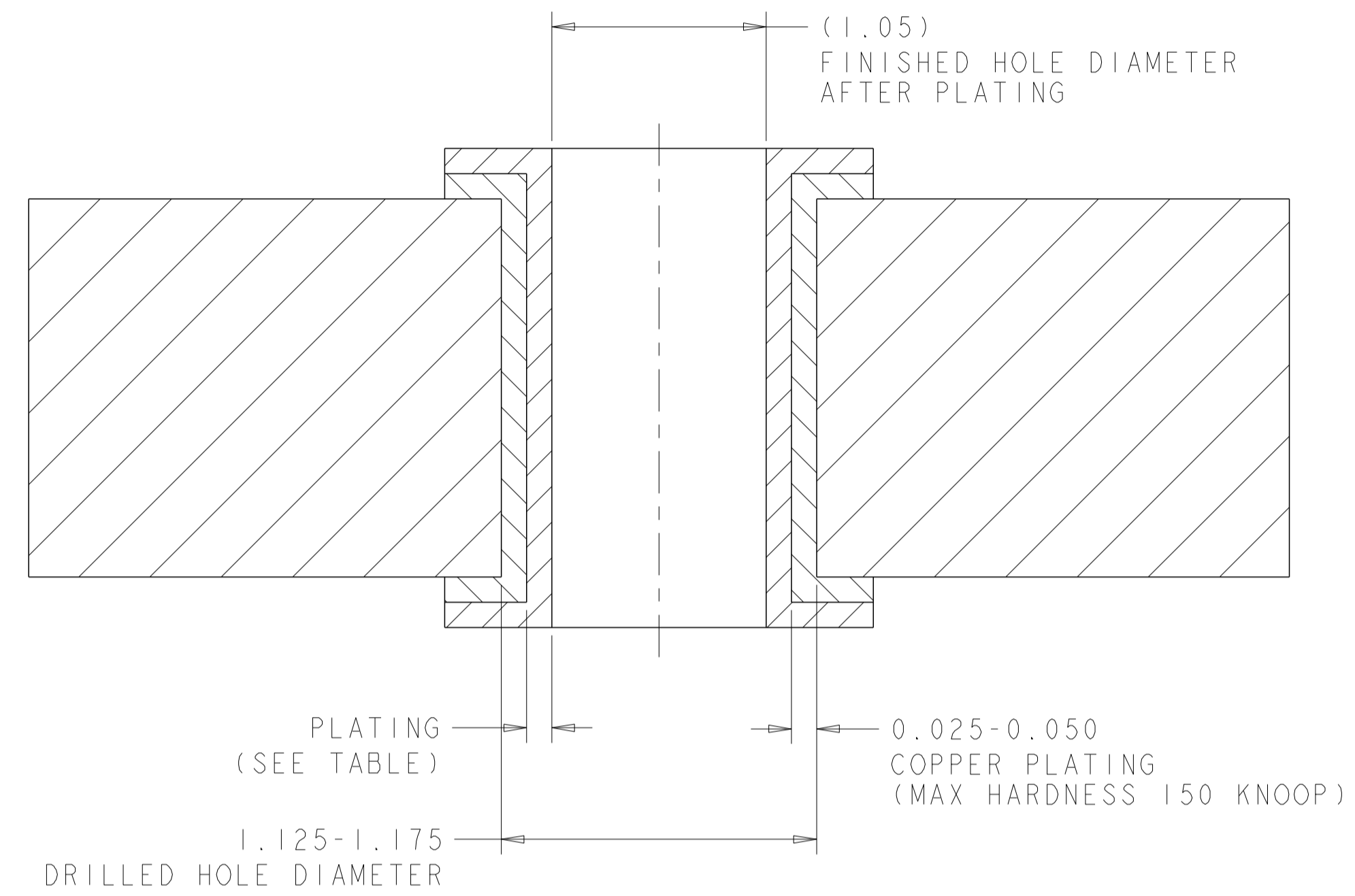
C1-C2 = 1000 pF, 2kV DE-COUPLING CAPACITORS
 C3-C6 = 0.01uF, 50V, CAPACITORS
 R1-R8 = 75 Ohm, 1/16W, RESISTORS

THIS DRAWING IS A CONTROLLED DOCUMENT.		DATE: 20FEB2008	TE Connectivity
DRAWN BY: M. SHIRK		CHK BY: B. HENRY	
DIMENSIONS: mm		APVD BY: B. HENRY	NAME: RECEPTACLE ASSEMBLY, 2X12, RJ POINT FIVE, NON PoE WITH MAGNETICS
TOLERANCES UNLESS OTHERWISE SPECIFIED: 0 PLC ± 1 PLC ± 2 PLC ±0.25 3 PLC ± 4 PLC ± ANGLES FINISH ±°		PRODUCT SPEC: -	
MATERIAL: -		APPLICATION SPEC: -	RESTRICTED TO: -
		WEIGHT: -	SIZE: A1
		CUSTOMER DRAWING	SCALE: 3:1 SHEET 4 OF 5 REV B

LOC	DIST	REVISIONS			
P	LYR	DESCRIPTION	DATE	DWN	APVD
AG	00	SEE SHEET 1	-	-	-



RECOMMENDED HOLE DIMENSIONS FOR SIGNAL CONTACTS



RECOMMENDED HOLE DIMENSIONS FOR SHIELD PINS

THICKNESS	PLATING
0.004-0.010	HOT AIR SOLDER LEVELING (HASL) TIN-LEAD (Sn Pb)
0.0005-0.001	IMMERSION TIN (Sn)
0.0002-0.0005	ORGANIC SOLDERABILITY PRESERVATIVE (OSP)
0.0001-0.0005 Au, 0.004-0.0076 Ni	IMMERSION GOLD (Au) OVER NICKEL (Ni) (ENIG)
0.010-0.025	TIN LEAD PLATING (Sn Pb)
0.0001-0.00015	IMMERSION SILVER (Ag)

THIS DRAWING IS A CONTROLLED DOCUMENT. DWN M. SHIRK 20FEB2008
 CWR B. HENRY 20FEB2008
 APVD B. HENRY 20FEB2008

STE TE Connectivity

NAME RECEPTACLE ASSEMBLY, 2X12, RJ POINT FIVE, NON PoE WITH MAGNETICS

PRODUCT SPEC APPLICATION SPEC

SIZE CAGE CODE DRAWING NO. RESTRICTED TO
 A 100779 2057004

MATERIAL FINISH WEIGHT CUSTOMER DRAWING SCALE 3:1 SHEET 5 OF 5 REV B

X-ON Electronics

Largest Supplier of Electrical and Electronic Components

Click to view similar products for te connectivity manufacturer:

Other Similar products are found below :

[570416-000](#) [CLTEQ-M81CE-SSRELAY-4-20V](#) [D38999/24FJ4AN](#) [358838-000](#) [4-1195131-0](#) [650069-000](#) [SMD100-2](#) [CB-1022B-78](#)
[RM707012](#) [RP410012](#) [MMS42](#) [1-640426-8](#) [2EDL4CM](#) [DTS20W19-11PD-3028-LC](#) [RM202615](#) [NC6-P104-06](#) [MSPS103B](#) [DTS26F21-](#)
[41AE](#) [DTS26F21-41PE-LC](#) [DTS26F21-11SE-3028-LC](#) [1932144-1](#) [293545-4](#) [LVR125S](#) [MS27466T25F4PB](#) [CKB-38-78010](#)
[1206SFF150F/63-2](#) [D38999/20JB35HA](#) [D38999/24WJ20PA](#) [1754138-1](#) [TE1500A2R2J](#) [DTS24F25-29PC-3028-LC](#) [164-8033-08](#)
[D38999/24WG11HA](#) [D38999/24WG11HN](#) [MS27467T21F11H](#) [DJT16E21-11HA](#) [1206SFH150F/24-2](#) [DTS24F19-11SC-3028-LC](#)
[DTS24F21-41HN-LC](#) [DTS24F21-41AN](#) [DTS24F21-41PN-LC](#) [MS27467T21F35J](#) [MS27467T21F11J](#) [MS27467T21F16H-LC](#)
[MS27467T21F35H](#) [MS27467T21F41H-LC](#) [DJT16E21-11PA-LC](#) [DJT16E21-11HA-LC](#) [DJT16E21-11AA](#) [MS27467T21B11JA](#)