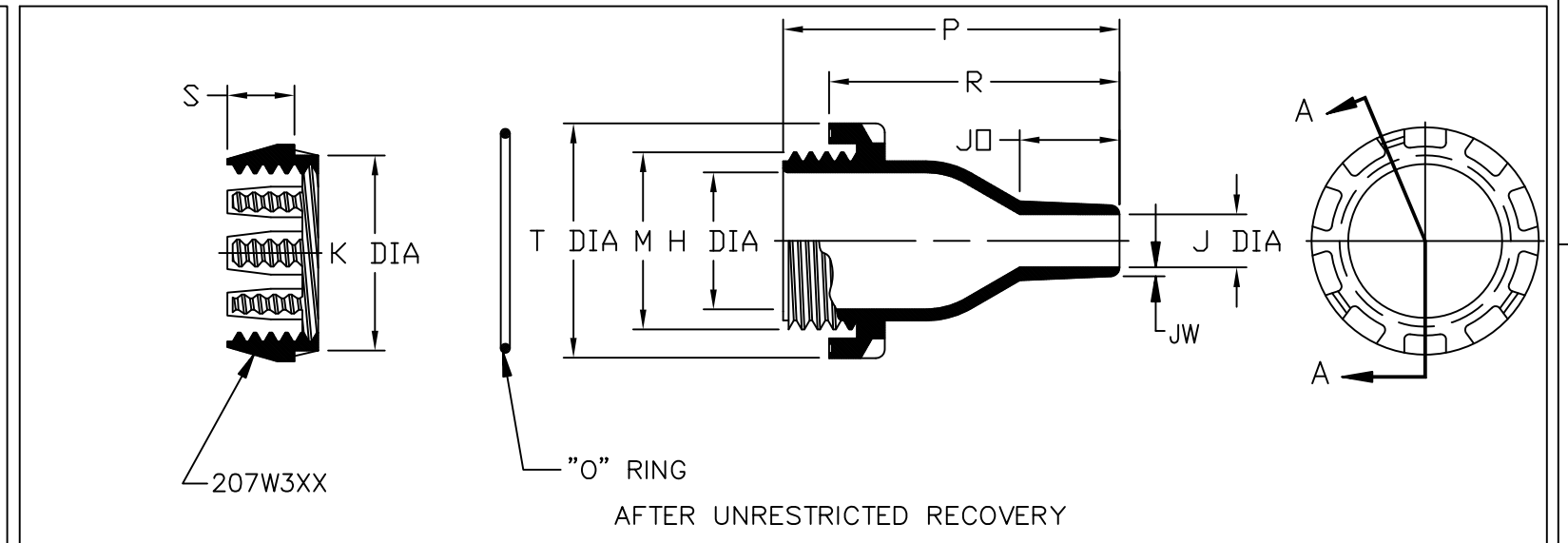
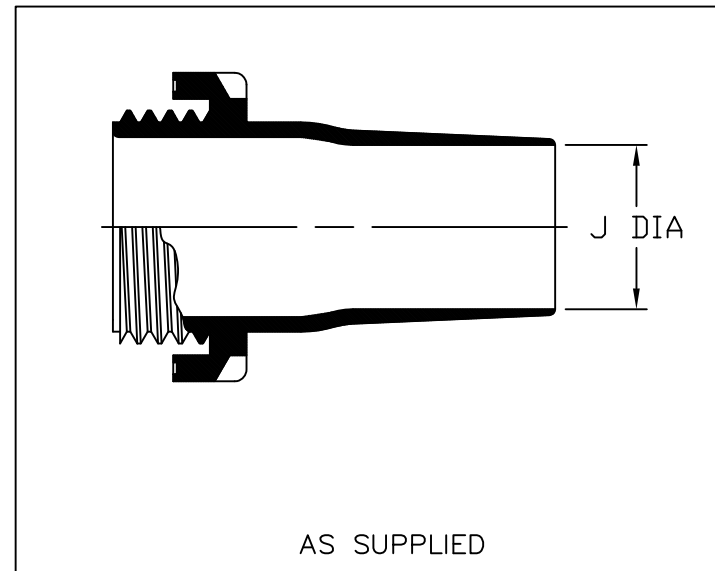


NOTES

- ALL DIMENSIONS ARE IN INCHES
[MILLIMETERS]
- DIMENSIONS APPEARING IN TABLE ARE AS FOLLOWS:
a - AS SUPPLIED
b - AFTER UNRESTRICTED RECOVERY
- COATING IS OPTIONAL. AS SUPPLIED DIMENSIONS APPEARING IN TABLE ARE FOR UNCOATED PARTS WHEN COATING IS ADDED, ENTRY DIAMETERS WILL BE REDUCED BY 0.06 MAX.
- RECOMENDED MAXIMUM PANEL THICKNESS IS 8mm

REVISIONS			
LTR	DESCRIPTION	DATE	APPROVED
S1	REVISED PER ECO-14-014091	09/03/2014	S TRAN



ORDERING INFORMATION

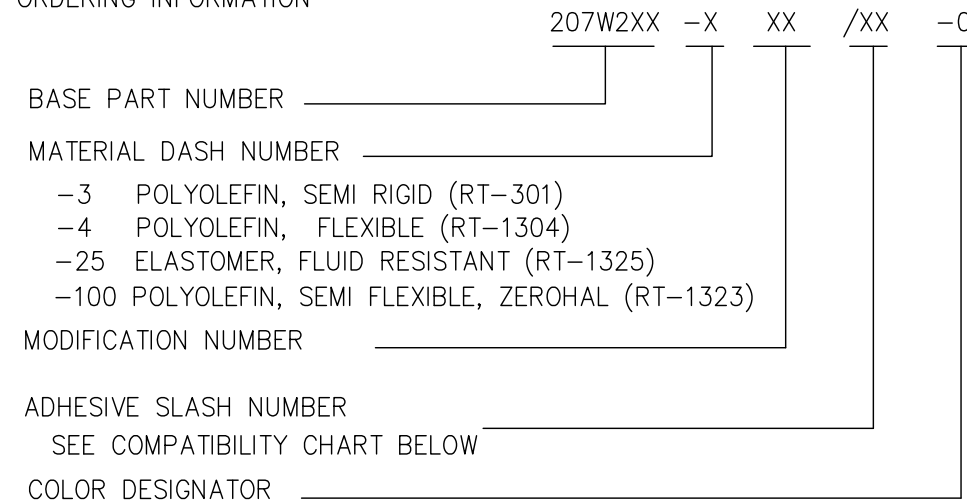


TABLE OF DIMENSIONS

PART NUMBER	H	J		J0	K	M	P	R	S	T	JW	Hole DIA	Torque Nm
	Ref b	Min a	Max b	Max b	Ref b	THREAD b	±10% b	±10% b	±10% b	Ref b	±20% b	±0.02 0.5	
207W213	.47 [12,0]	.39 [10,0]	.15 [4,0]	.60 [15,3]	.90 [23,0]	.78 [20,0]	2.44 [62,0]	1.93 [49,0]	.51 [13,0]	1.25 [32,0]	.04 [1,0]	.94 [24,0]	3
207W223	.78 [20,0]	.71 [18,0]	.27 [7,0]	.76 [19,5]	1.30 [33,0]	1.18 [30,0]	2.83 [72,0]	2.32 [59,0]	.63 [16,0]	1.65 [42,0]	.07 [1,8]	1.33 [34,0]	8
207W234	1.22 [31,0]	1.10 [28,0]	.47 [12,0]	1.06 [27,0]	1.81 [46,0]	1.65 [42,0]	3.42 [87,0]	2.91 [74,0]	.71 [18,0]	2.28 [58,0]	.10 [2,5]	1.85 [47,0]	11
207W245	1.77 [45,0]	1.65 [42,0]	.71 [18,0]	1.26 [32,2]	2.34 [59,5]	2.20 [56,0]	4.01 [102,0]	3.50 [89,0]	.71 [18,0]	2.79 [71,0]	.12 [3,0]	2.38 [60,5]	14
207W258	2.67 [68,0]	2.52 [64,0]	1.18 [30,0]	1.53 [39,0]	3.30 [84,0]	3.15 [80,0]	4.80 [122,0]	4.29 [109,0]	.71 [18,0]	3.82 [97,0]	.12 [3,0]	3.34 [85,0]	16
207W264	1.57 [40,0]	1.49 [38,0]	.59 [15,0]	1.11 [28,3]	2.12 [54,0]	1.97 [50,0]	3.74 [95,0]	3.22 [82,0]	.71 [18,0]	2.62 [66,5]	.10 [2,5]	2.16 [55,0]	11

COMPATIBILITY CHART

MATERIAL DASH NO.	ADHESIVE (COATING) SLASH NUMBER	ADHESIVE (COATING) S NUMBER
-3	/42; /86;	S-1017; S-1048
-4	/42; /86;	S-1017; S-1048
-25	/86; /225	S-1048; S-1206
-100	/86; /180	S-1048; S-1030

UNLESS OTHERWISE SPECIFIED DIMENSIONS ARE METRIC AND INCHES ARE IN BRACKETS.
DECIMAL TOLERANCES
XXX ± 0,13 (.005)
XX ± 0,25 (.01)
X ± 0,50 (.10)
ANGLE TOLERANCE
.X ± 1 DEG.

DRAWN MMAZARIEGOS	DATE 5/28/12
APPROVED D. HURRELL	DATE 5/30/12
RPN	SEE TABLE
CAD FILE: 207W213THRU264CD	

Raychem Molded Parts
CUSTOMER DRAWING

TE TE Connectivity

TITLE
FEEDTHROUGH SEAL

SIZE B	CODE IDENT. NO. 06090	DWG. NO. 207W213THRU264
-----------	--------------------------	----------------------------

SCALE: NTS DO NOT SCALE THIS DRAWING SHEET 1 OF 1

TYCO ELECTRONICS RESERVES THE RIGHT TO AMEND THIS DRAWING AT ANY TIME. USERS SHOULD EVALUATE THE SUITABILITY OF THE PRODUCT FOR THEIR APPLICATION.

THIRD ANGLE PROJECTION

© 2014 Tyco Electronics Corporation. All rights reserved.

X-ON Electronics

Largest Supplier of Electrical and Electronic Components

Click to view similar products for [Cable Boots](#) category:

Click to view products by [TE Connectivity](#) manufacturer:

Other Similar products are found below :

[618235-000](#) [622A014-3-0](#) [CX4132-000](#) [879515-000](#) [982033-2](#) [R280576000](#) [1300830729](#) [EN3BOOTLKIT](#) [MTPSRBCL-C](#) [1811481-1](#)
[200W531-3-0](#) [202A121-386-0](#) [202A142-4-00/42-0](#) [202A163-4-0-CS5067](#) [202B221-13-0](#) [202B231-13-0](#) [202B563-25-07-0](#)
[202C621710CS5361](#) [202D132-4-07/42-0](#) [202D221-4-0-CS5349](#) [202D221-4-26-0](#) [202D263-25-08-0](#) [202D263-4-22/42-0](#) [202D263-4-88-0](#)
[202D921-2542-0](#) [202E336-71-0](#) [202F211-50-22-0-CS8474](#) [202F242-50-05-0](#) [202F242-51-04/164-0](#) [202K121-25-CS-1858-0](#) [202K121-25-](#)
[CS-2062-0](#) [202K132-25-01/225-0CS8387](#) [202K153-3-0186-0](#) [202S132-25-UP-0](#) [203W301-3/42-0](#) [207W613-100/184-0-CS5657](#) [207W623-](#)
[100-01/184-0](#) [207W634-100/184-0-CS5657](#) [207W656-100-01/184-0](#) [207W667-100-01/184-0](#) [207W667-100/184-0](#) [208A011-3-0](#) [208A021-3-](#)
[0](#) [221A011-51164-0-CS7133](#) [222A121-2586](#) [222A152-342-0](#) [222A213-25-0-CS5613](#) [222D221-25-13/86-0](#) [222D232-4-61-0-CS5078](#)
[222D253-100-22-0](#)