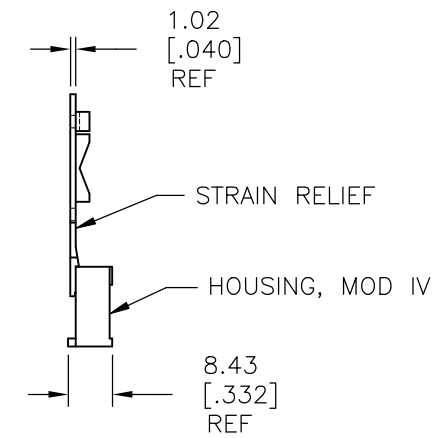
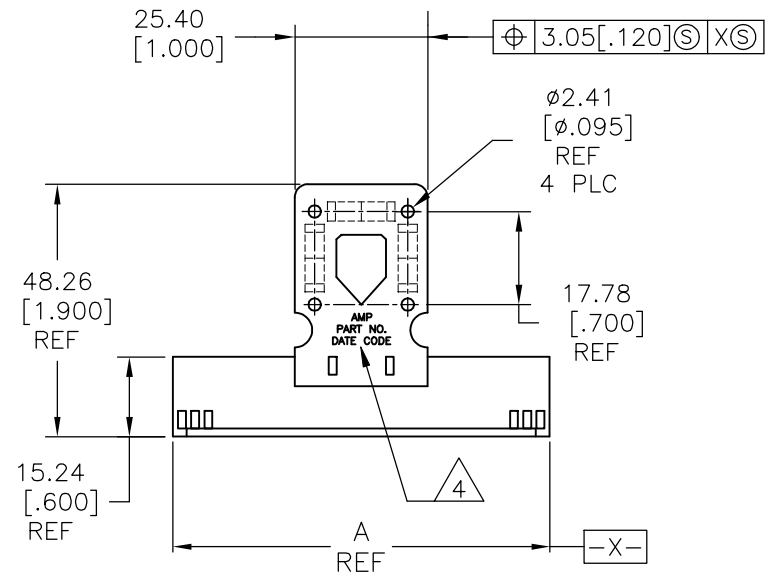
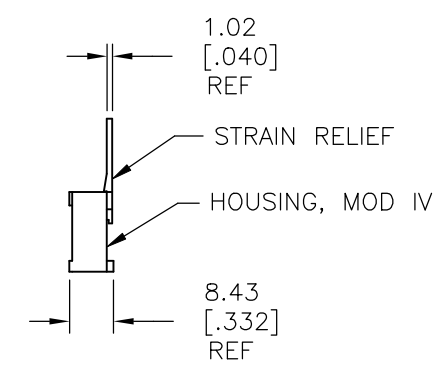
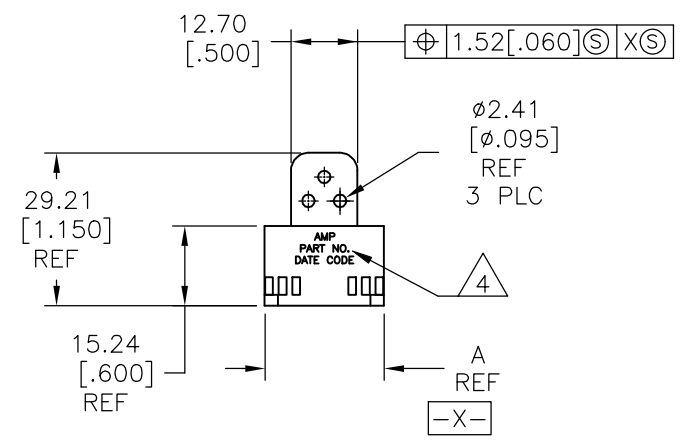


REVISIONS				
P	LTR	DESCRIPTION	DATE	APVD
H		OBS-8 PER 0010-0665-96	30DEC96	JH
J		REVISED PER ECO-17-015762	31OCT2017	RS
K		REVISED PER ECO-18-000976	13APR2018	RS

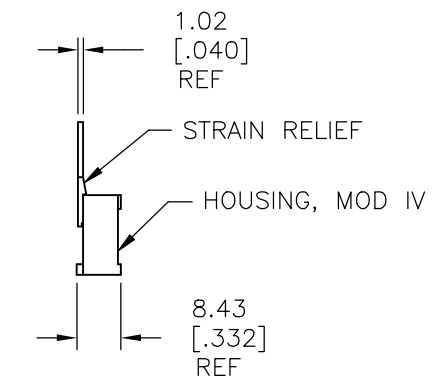
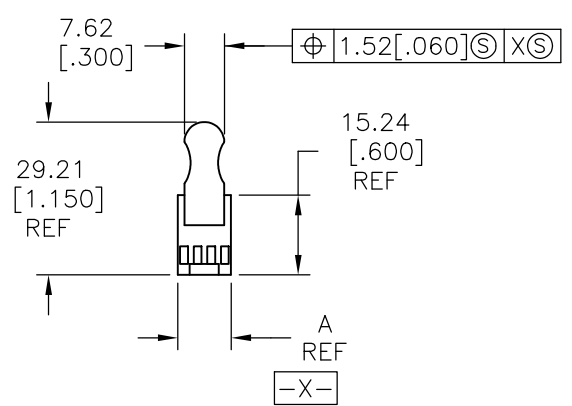
TYPE I



TYPE II



TYPE III



- 1 STRAIN RELIEF TO BE ULTRASONICALLY WELDED TO HOUSING.
- 2 ASSEMBLIES 8 POSN AND SMALLER WILL NOT BE MARKED.
- 3 NOTE DELETED.
- 4 'AMP', PART NO., AND DATE CODE MARKED IN AREA SHOWN.


THIS DRAWING IS A CONTROLLED DOCUMENT.		DWN E. BRANDBERG 6-20-94	TE Connectivity Ltd.
DIMENSIONS: mm [INCHES]		CHK P. SREMCICH 6-20-94	
TOLERANCES UNLESS OTHERWISE SPECIFIED:		APVD D. DUPLER 6-20-94	NAME HOUSING ASSY, MOD IV, 2.54[.100] X 2.54[.100] Q . W/POL AND STRAIN RELIEF
0 PLC ± - 1 PLC ± - 2 PLC ± 0.13[.005] 3 PLC ± - 4 PLC ± - ANGLES ± -		PRODUCT SPEC -	SIZE A2
MATERIAL FLAME RETARDANT GLASS FILLED NYLON COLOR: BLACK		FINISH -	APPLICATION SPEC -
CUSTOMER DRAWING		WEIGHT -	CAGE CODE 00779
		DRAWING NO C-102184	RESTRICTED TO -
		SCALE 1:1	SHEET 1 OF 2
		REV K	

THIS DRAWING IS UNPUBLISHED. RELEASED FOR PUBLICATION  
 © COPYRIGHT - TE Connectivity ALL RIGHTS RESERVED.

REVISIONS					
P	LTR	DESCRIPTION	DATE	DWN	APVD
-	-	SEE SHEET 1	-	-	-

NONE	I	81.28[3.200]	6-87977-2	64	6-102184-2
ALL	I	81.28[3.200]	6-87977-2	64	6-102184-1
NONE	I	73.66[2.900]	6-87977-0	58	6-102184-0
ALL	I	73.66[2.900]	6-87977-0	58	5-102184-9
NONE	I	71.12[2.800]	5-87977-8	56	5-102184-8
ALL	I	71.12[2.800]	5-87977-8	56	5-102184-7
NONE	I	60.96[2.400]	5-87977-6	48	5-102184-6
ALL	I	60.96[2.400]	5-87977-6	48	5-102184-5
NONE	I	91.44[3.600]	5-87977-4	72	5-102184-4
NONE	I	88.90[3.500]	5-87977-3	70	5-102184-3
NONE	I	83.82[3.300]	5-87977-2	66	5-102184-2
NONE	I	76.20[3.000]	5-87977-1	60	5-102184-1
NONE	I	68.58[2.700]	5-87977-0	54	5-102184-0
NONE	I	66.04[2.600]	4-87977-9	52	4-102184-9
NONE	I	63.50[2.500]	4-87977-8	50	4-102184-8
NONE	I	55.88[2.200]	4-87977-7	44	4-102184-7
NONE	I	53.34[2.100]	4-87977-6	42	4-102184-6
NONE	I	50.80[2.000]	4-87977-5	40	4-102184-5
NONE	I	48.26[1.900]	4-87977-4	38	4-102184-4
NONE	I	45.72[1.800]	4-87977-3	36	4-102184-3
NONE	I	43.18[1.700]	4-87977-2	34	4-102184-2
NONE	I	40.64[1.600]	4-87977-1	32	4-102184-1
NONE	I	38.10[1.500]	4-87977-0	30	4-102184-0
NONE	I	35.56[1.400]	3-87977-9	28	3-102184-9
NONE	I	33.02[1.300]	3-87977-8	26	3-102184-8
NONE	I	30.48[1.200]	3-87977-7	24	3-102184-7
NONE	I	27.94[1.100]	3-87977-6	22	3-102184-6
NONE	I	25.40[1.000]	3-87977-5	20	3-102184-5
NONE	II	22.86[.900]	3-87977-4	18	3-102184-4
NONE	II	20.32[.800]	3-87977-3	16	3-102184-3
NONE	II	17.78[.700]	3-87977-2	14	3-102184-2
MARKING	TYPE	A	HOUSING PART NO.	NO. OF POSN.	PART NUMBER

NONE	II	15.24[.600]	3-87977-1	12	3-102184-1
NONE	II	12.76[.500]	3-87977-0	10	3-102184-0
NONE	III	10.16[.400]	2-87977-9	8	2-102184-9
NONE	III	7.62[.300]	2-87977-8	6	2-102184-8
ALL	I	91.44[3.600]	5-87977-4	72	2-102184-7
ALL	I	88.90[3.500]	5-87977-3	70	2-102184-6
ALL	I	83.82[3.300]	5-87977-2	66	2-102184-5
ALL	I	76.20[3.000]	5-87977-1	60	2-102184-4
ALL	I	68.58[2.700]	5-87977-0	54	2-102184-3
ALL	I	66.04[2.600]	4-87977-9	52	2-102184-2
ALL	I	63.50[2.500]	4-87977-8	50	2-102184-1
ALL	I	55.88[2.200]	4-87977-7	44	2-102184-0
ALL	I	53.34[2.100]	4-87977-6	42	1-102184-9
ALL	I	50.80[2.000]	4-87977-5	40	1-102184-8
ALL	I	48.26[1.900]	4-87977-4	38	1-102184-7
ALL	I	45.72[1.800]	4-87977-3	36	1-102184-6
ALL	I	43.18[1.700]	4-87977-2	34	1-102184-5
ALL	I	40.64[1.600]	4-87977-1	32	1-102184-4
ALL	I	38.10[1.500]	4-87977-0	30	1-102184-3
ALL	I	35.56[1.400]	3-87977-9	28	1-102184-2
ALL	I	33.02[1.300]	3-87977-8	26	1-102184-1
ALL	I	30.48[1.200]	3-87977-7	24	1-102184-0
ALL	I	27.94[1.100]	3-87977-6	22	102184-9
ALL	I	25.40[1.000]	3-87977-5	20	102184-8
ALL	II	22.86[.900]	3-87977-4	18	102184-7
ALL	II	20.32[.800]	3-87977-3	16	102184-6
ALL	II	17.78[.700]	3-87977-2	14	102184-5
ALL	II	15.24[.600]	3-87977-1	12	102184-4
ALL	II	12.70[.500]	3-87977-0	10	102184-3
ALL	III	10.16[.400]	2-87977-9	8	102184-2
ALL	III	7.62[.300]	2-87977-8	6	102184-1
MARKING	TYPE	A	HOUSING PART NO.	NO. OF POSN.	PART NUMBER

THIS DRAWING IS A CONTROLLED DOCUMENT.		DWN E. BRANDBERG 6-20-94	 TE Connectivity Ltd.	
DIMENSIONS: mm [INCHES]		CHK P. SREMCICH 6-20-94		
TOLERANCES UNLESS OTHERWISE SPECIFIED:		APVD D. DUPLER 6-20-94	NAME	
0 PLC ± - 1 PLC ± - 2 PLC ± 0.13[.005] 3 PLC ± - 4 PLC ± - ANGLES ± -		PRODUCT SPEC	HOUSING ASSEMBLY, MOD IV, 2.54[.100]X 2.54 [.100] ⌀ W/POLARIZATION AND STRAIN RELIEF	
MATERIAL FLAME RETARDANT GLASS FILLED NYLON COLOR: BLACK		FINISH	APPLICATION SPEC	RESTRICTED TO
		WEIGHT	SIZE CAGE CODE DRAWING NO	
		CUSTOMER DRAWING	A2 00779 C-102184	
		SCALE 1:1	SHEET 2 OF 2	REV K

## X-ON Electronics

Largest Supplier of Electrical and Electronic Components

*Click to view similar products for [Headers & Wire Housings](#) category:*

*Click to view products by [TE Connectivity](#) manufacturer:*

Other Similar products are found below :

[892-18-020-10-001101](#) [58102-G61-06LF](#) [582553-1](#) [0009485154](#) [009176003701906](#) [0050291907](#) [LY20-4P-DT1-P1E-BR](#) [02.125.8002.8](#)  
[609-3404](#) [61062-3](#) [61082-181009](#) [622-3653LF](#) [63453-116](#) [636-1030](#) [636-1427](#) [636-3427](#) [636-4007](#) [641938-9](#) [641991-4](#) [644827-2](#) [65817-](#)  
[010LF](#) [65817-015LF](#) [65863-015LF](#) [66207-023LF](#) [67095-007LF](#) [67601157](#) [68645-018](#) [68648-049](#) [70.362.1628.0](#) [70-4210](#) [70-4226B](#) [70-](#)  
[4853B](#) [707-5020](#) [707-5028](#) [71.350.2428.0](#) [71918-208LF](#) [71961-016LF](#) [733-134](#) [733-162](#) [754199-000](#) [760-3052](#) [787-8014-00](#) [79531-3000](#)  
[FCN-360C032-B](#) [FCN-367T-T012/H](#) [FCN-723D010/2](#) [80.063.4001.1](#) [800-90-001-10-001000](#) [800-90-010-10-002000](#) [801-43-002-10-013000](#)