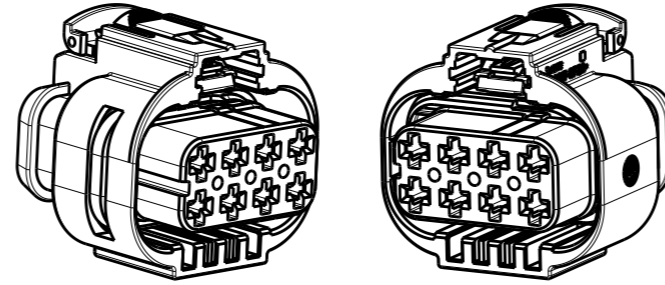
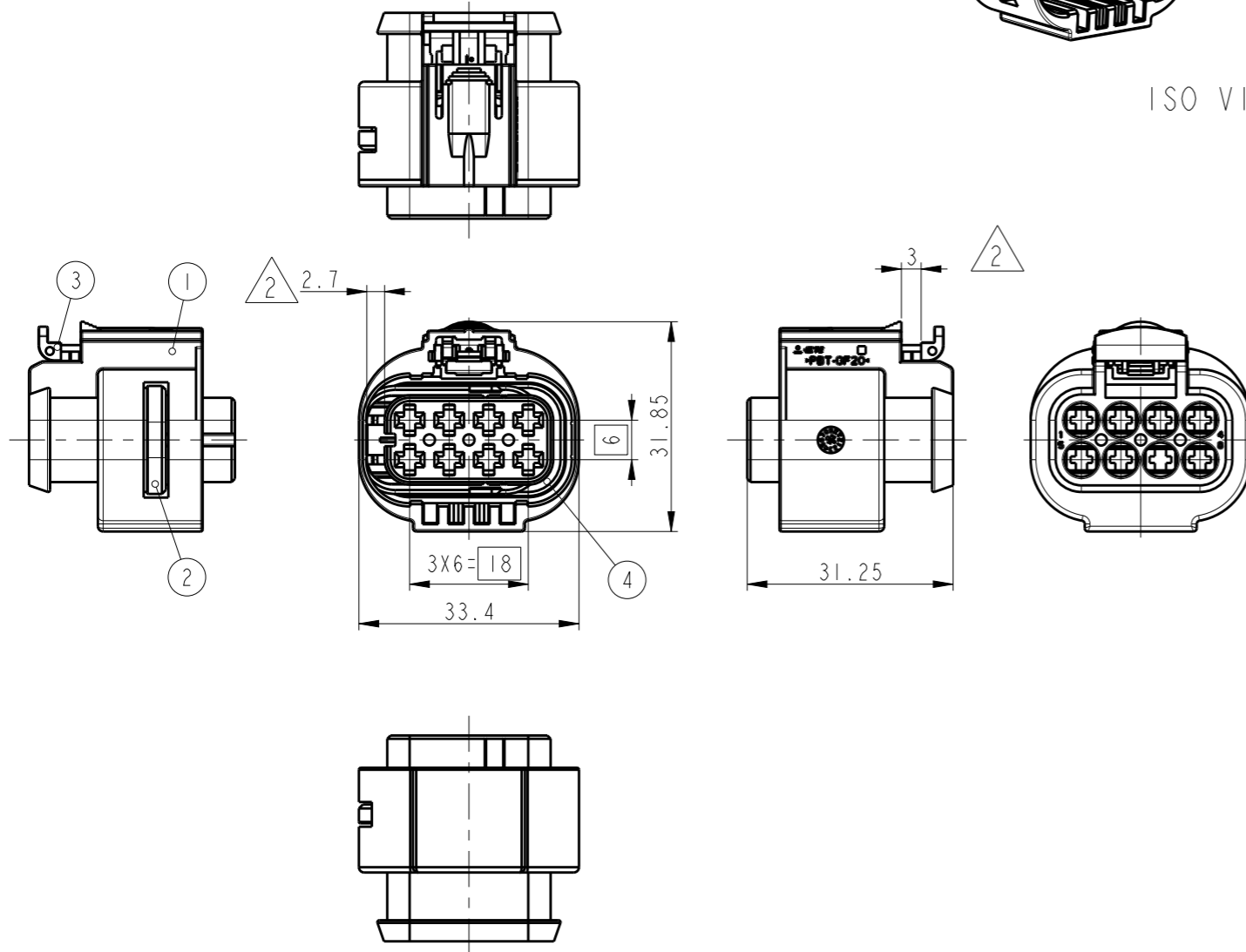


REVISIONS

P	LTR	DESCRIPTION	DATE	DWN	APVD
	A	RELEASED	20.DEC.'12	YH	HG
	A1	REVISED (ECR-13-010882)	11.DEC.'13	JM	HG
	A2	REVISED (ECR-14-008729)	05.JUN.'14	JM	HG
	A3	REVISED (ECR-20-009291)	30JUN2020	JH	YJ



ISO VIEW



- NOTE,
 1. GENERAL TOLERANCE : $\pm 0.3, \pm 3^\circ$
 2. CONDITION OF DELIVERY : DBL PLATE AND CPA HSG IN OPEN POSITION. BUT DBL PLATES OF 9-2109441-2 & 9-2109441-1 POSITION IS CLOSE.
 3. CODING
 4. APPLIED RECEPTACLE CONTACT P/N:SEE TABLE I
 5. MATING PART INTERFACE DRAWING : 114-61047
 6. INSTRUCTION SHEET : 411-61012

DESCRIPTION	CAVITY	CODE	REV	ASS'Y P/N	CAVITY															
					Z	A	D	C	B	A	A	A								
ALL CLOSED		Z	A	9-2109441-1	I															
4P OPENED		A	A	9-2109441-2		I														
ALL OPENED		D	A	3-2109441-9			I													
6P OPENED		D	A	3-2109441-8				I												
6P OPENED		C	A	3-2109441-1					I											
4P OPENED		C	A	2-2109441-5						I										
ALL OPENED		C	A	2-2109441-4							I									
ALL OPENED		B	A	2-2109441-3								I								
ALL OPENED		B	A	1-2109441-1									I							
2P OPENED		A	A	0-2109441-6																I
7P OPENED		A	A	0-2109441-5																I
4P OPENED		A	A	0-2109441-4																I
2P OPENED		A	A	0-2109441-3																I
ALL OPENED		A	A	0-2109441-2																I

NO	FINISH/ COLOR	MATERIAL	CODE	CAVITY	REV	Q'TY																					
						DESCRIPTION																					
4	RED ORANGE	SILICONE		INNER SEAL	A	I	I	I	I	I	I	I	I	I	I	I	I	I	I	I	I	I	I				
3	TRAFFIC RED	PBT-GF10		CPA HSG	A																						
2	TRAFFIC RED	PBT-GF30		DBL HSG	A	I	I	I	I	I	I	I	I	I	I	I	I	I	I	I	I	I	I	I			
1	NATURAL	PBT-GF20		PLUG HSG(CODE Z)	A	I																					
	BLACK			PLUG HSG(CODE A)	A		I																				
	LIGHT BLUE			PLUG HSG(CODE D)	A			I																			
					PLUG HSG(CODE D)	A				I																	
	LIGHT GRAY			PLUG HSG(CODE D)	A					I																	
					PLUG HSG(CODE C)	A					I																
	NATURAL			PLUG HSG(CODE C)	A						I																
					PLUG HSG(CODE C)	A						I															
	BLACK			PLUG HSG(CODE B)	A								I														
					PLUG HSG(CODE A)	A																					
			PLUG HSG(CODE A)	A																							
			PLUG HSG(CODE A)	A																							
			PLUG HSG(CODE A)	A																							
			PLUG HSG(CODE A)	A																							

TABLE I

CONTACT NAME	WIRE SIZE RANGE(mm ²)	DIAMETER OF INSULATION (mm)	P/N	WIRE SEAL	CAVITY PLUG
MCP 2.8	0.35	∅1.2~∅1.4	968882	828904-1	828922-1
	0.5~1.0	∅1.4~∅2.1	968855		
	1.5~2.5	∅2.2~∅3.0	968857		

THIS DRAWING IS A CONTROLLED DOCUMENT.

DIMENSIONS: mm

TOLERANCES UNLESS OTHERWISE SPECIFIED:

3rd ANGLE PROJECTION

MATERIAL: SEE TABLE

FINISH: -

DWN: JM JEON
 CHK: JW JUNG
 APVD: HG CHO

PRODUCT SPEC: -
 APPLICATION SPEC: -
 WEIGHT: -

CUSTOMER DRAWING

NAME: MCP 2.8mm 8P PLUG ASS'Y

SIZE: A3 CAGE CODE: 00779 DRAWING NO: C-2109441 RESTRICTED TO: -

SCALE: 1:1 SHEET: 1 OF 2 REV: A3

TE Connectivity

THIS DRAWING IS UNPUBLISHED.

RELEASED FOR PUBLICATION

20

© COPYRIGHT 20 BY -

ALL RIGHTS RESERVED.

REVISIONS

P	LTR	DESCRIPTION	DATE	DWN	APVD
-	-	SEE SHEET 1	-	-	-

3

CODING

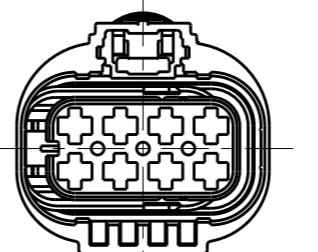
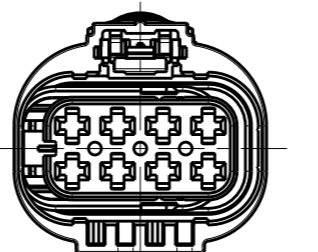
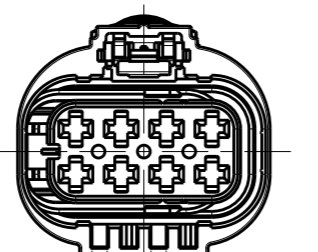
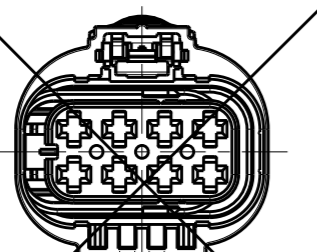
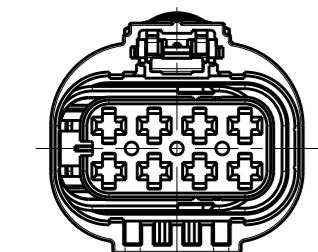
CODING "A"

CODING "B"

CODING "C"

CODING "D"

CODING "Z"



CIRCUIT ARRANGEMENT FOR PARTICULAR TYPE

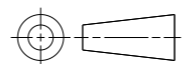
0-2109441-3	0-2109441-4	A3 0-2109441-5	A3 0-2109441-6
2-2109441-4	2-2109441-5		
3-2109441-1	3-2109441-9	9-2109441-1	9-2109441-2

<CIRCUIT ARRANGEMENT INDICATES UNAVAILABLE (BLOCKED) CIRCUIT>

CAVITY	CODE	P/N	1	2	3	4	5	6	7	8	REV
			CIRCUIT ARRANGEMENT INDICATES UNAVAILABLE (BLOCKED) CIRCUIT								
ALL CLOSED	CODING "Z"	9-2109441-1	X	X	X	X	X	X	X	X	A
	CODING "A"	9-2109441-2	X	X	X	X	X	X	X	X	A
4P OPENED	CODING "D"	3-2109441-9	○	X	X	○	○	○	X	X	A
ALL OPENED		3-2109441-8	○	○	○	○	○	○	○	○	A
6P OPENED		3-2109441-1	X	X	○	○	○	○	○	○	A
6P OPENED	CODING "C"	2-2109441-5	○	○	○	○	○	○	X	X	A
4P OPENED		2-2109441-4	○	X	X	○	○	X	X	○	A
ALL OPENED		2-2109441-3	○	○	○	○	○	○	○	○	A
ALL OPENED	CODING "B"	1-2109441-1	○	○	○	○	○	○	○	○	A
A3 2P OPENED	CODING "A"	0-2109441-6	X	X	X	X	○	○	X	X	A
A3 7P OPENED		0-2109441-5	X	○	○	○	○	○	○	○	A
4P OPENED		0-2109441-4	X	X	○	○	○	○	X	X	A
2P OPENED		0-2109441-3	X	X	X	○	X	X	○	X	A
ALL OPENED		0-2109441-2	○	○	○	○	○	○	○	○	A

THIS DRAWING IS A CONTROLLED DOCUMENT.

DIMENSIONS: mm



MATERIAL SEE TABLE SHEET 1

TOLERANCES UNLESS OTHERWISE SPECIFIED:

- 0 PLC ±
- 1 PLC ±
- 2 PLC ±
- 3 PLC ±
- 4 PLC ±
- ANGLES ±
- FINISH -

DWN	
CHK	
APV	SEE SHEET 2 OF 2
PRODUCT SPEC	
APPLICATION SPEC	
WEIGHT	-
CUSTOMER DRAWING	



NAME MCP 2.8mm 8P PLUG ASS'Y

SIZE	CAGE CODE	DRAWING NO	RESTRICTED TO
A3	-	C-2109441	-
SCALE 1:1		SHEET 2 OF 2	REV A3

X-ON Electronics

Largest Supplier of Electrical and Electronic Components

Click to view similar products for [Automotive Connectors](#) category:

Click to view products by [TE Connectivity](#) manufacturer:

Other Similar products are found below :

[003-018-000](#) [60403001](#) [60993906-B](#) [M902-2131](#) [M902-2161](#) [M902-2344](#) [72.330.1035.1](#) [73.353.4028.0](#) [F119300-B](#) [F166900](#) [F258300-B](#)
[F358300-B](#) [F407400](#) [F444110](#) [F487000](#) [F509500B-B](#) [827153-1](#) [8N1515-32-24P](#) [9-1326729-8](#) [925474-1](#) [928905-1](#) [964562-4](#) [968782-1](#)
[GT17SA-8DS-HU](#) [98891-1012](#) [98947-1016](#) [12004147](#) [12004475-L](#) [12010290](#) [12015454](#) [12020219-B](#) [12041318-B](#) [12052225-L](#) [12052466](#)
[12064869](#) [12004327-B](#) [12015308](#) [12015384](#) [12015909](#) [1-21030-1](#) [12041254](#) [12041318](#) [12047946-B](#) [12047957](#) [12047957-L](#) [12059473](#)
[12066261](#) [12110546](#) [12110546-B](#) [12131792](#)