

4

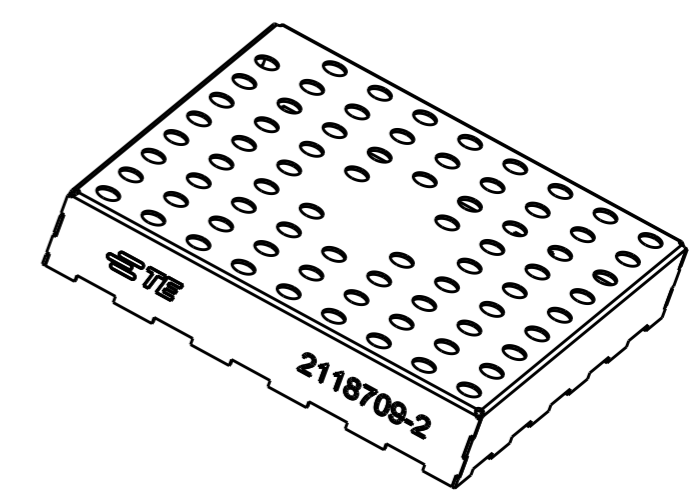
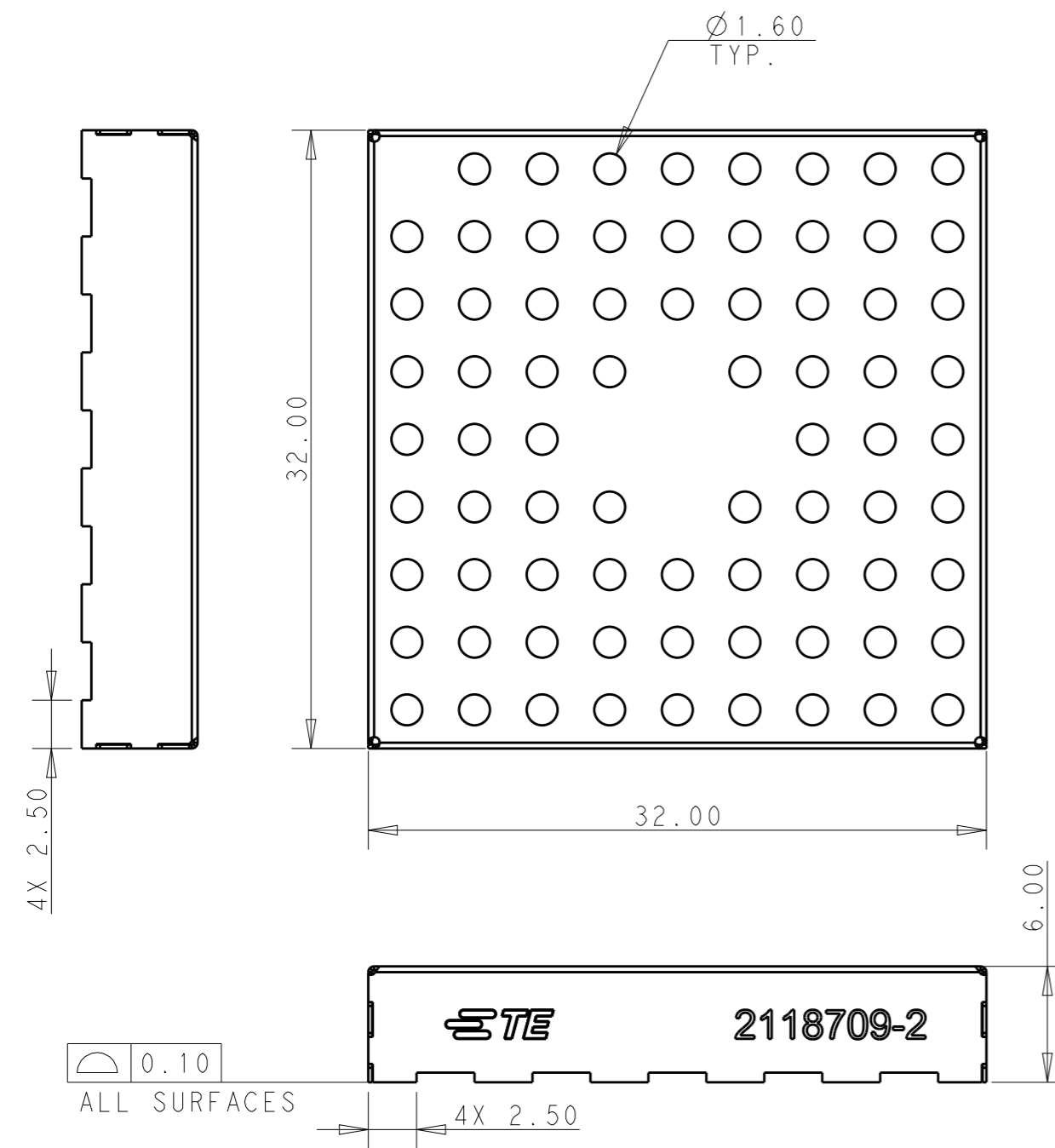
3

2

1

THIS DRAWING IS UNPUBLISHED. RELEASED FOR PUBLICATION 20  
© COPYRIGHT 20 BY - ALL RIGHTS RESERVED.

REVISIONS					
P	LTR	DESCRIPTION	DATE	DWN	APVD
3		REMOVE CORNER HOLE	01SEP2016	VL	SS
A		DRAWING RELEASED	21APR2017	VL	SS
A1		REVISED PER ECO-17-007644	26MAY2017	VL	SS
A2		REVISED PER ECO-17-013857	20SEP2017	SS	HL



SCALE 2:1

NOTES:

- 1 MATERIAL: 0.20mm CRS. 1,25 - 3.00µm MATTE TIN FINISH.
- 2 MATERIAL: 0.20mm AL. 1.20 - 2.00µm MATTE TIN FINISH OVER NICKEL FLASH.
- 3 STAMPING BURR OUTSIDE OF PART, MAX 0.05mm.
- 4 PARTS TO BE FREE OF OIL AND CONTAMINENTS.
- 5 PART IS RoHS COMPLIANT PER TE CONNECTIVITY STANDARD TEC-138-702.
- 6 REFER TO 3D MODEL FOR UNSPECIFIED DIMENSIONS.
- 7 PACKAGING: TAPE AND REEL

7	2	2118709-4
7	1	2118709-2
PACKAGING	MATERIAL	PART NUMBER

0.10 ALL SURFACES

THIS DRAWING IS A CONTROLLED DOCUMENT.	
DIMENSIONS: mm	TOLERANCES UNLESS OTHERWISE SPECIFIED:
	0 PLC ±0.20
	1 PLC ±0.15
	2 PLC ±0.10
	3 PLC ±
	4 PLC ±
	ANGLES ±2
MATERIAL SEE TABLE	FINISH SEE TABLE

DWN	V. LAC	07APR2016
CHK	S. SU	21APR2017
APVD	V. LAC	21APR2017
PRODUCT SPEC	108-115119	
APPLICATION SPEC	114-115013	
WEIGHT	-	
CUSTOMER DRAWING		

<b>STE</b> TE Connectivity			
NAME 1 PIECE STANDARD SHIELD			
SIZE	CAGE CODE	DRAWING NO	RESTRICTED TO
A3	-	©-2118709	-
SCALE 3:1		SHEET 1 OF 3	REV A2

THIS DRAWING IS UNPUBLISHED.

RELEASED FOR PUBLICATION

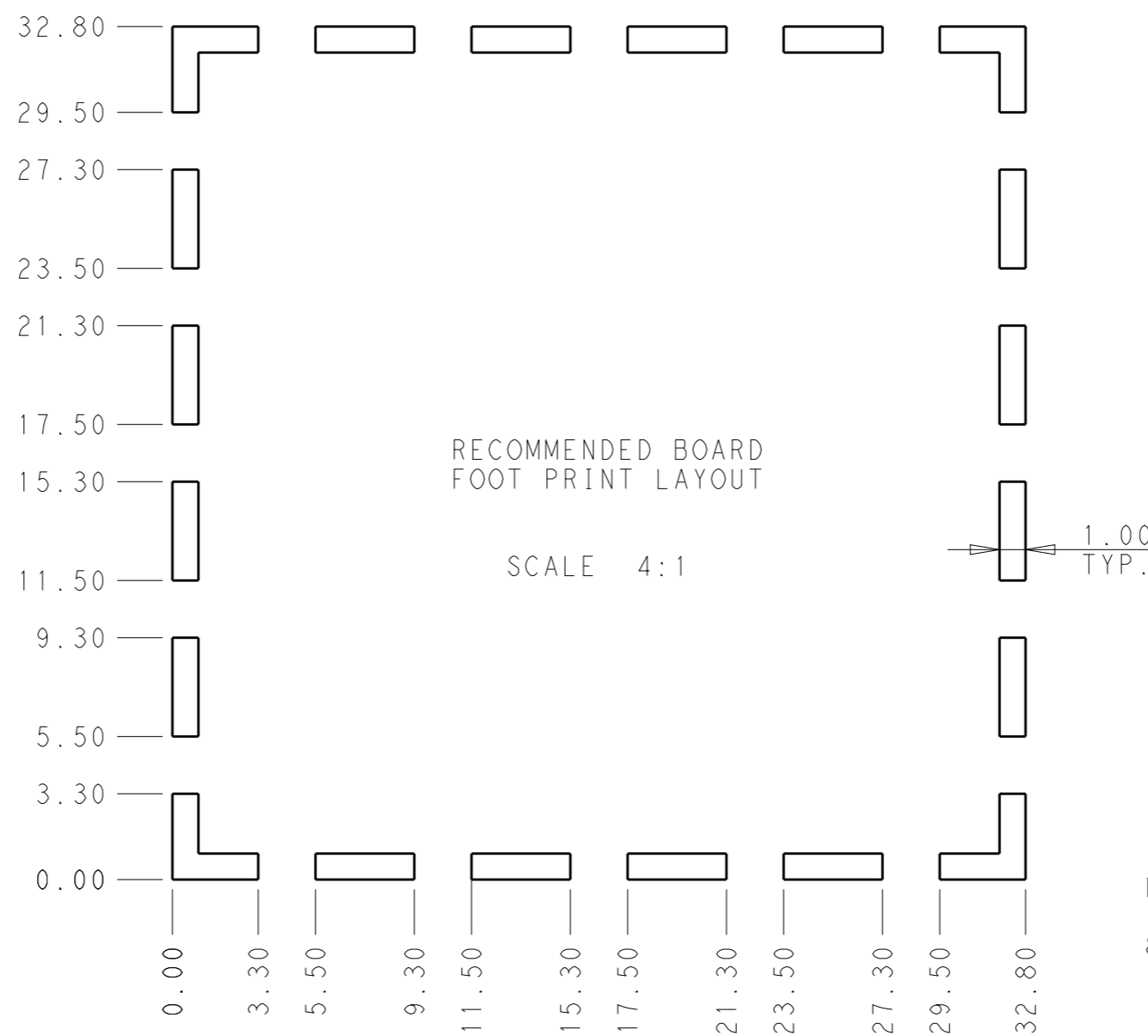
20

© COPYRIGHT 20 BY -

ALL RIGHTS RESERVED.

REVISIONS

P	LTR	DESCRIPTION	DATE	DWN	APVD
-	-	SEE SHEET 1	-	-	-

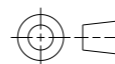


NOTES:

8. STENCIL THICKNESS: 0.10mm MIN.

THIS DRAWING IS A CONTROLLED DOCUMENT.

DIMENSIONS:  
mm



TOLERANCES UNLESS OTHERWISE SPECIFIED:

- 0 PLC ±0.20
- 1 PLC ±0.15
- 2 PLC ±0.10
- 3 PLC ±
- 4 PLC ±
- ANGLES ±2

MATERIAL  
SEE TABLE

FINISH  
SEE TABLE

DWN V. LAC 07APR2016

CHK S. SU 21APR2017

APVD V. LAC 21APR2017

PRODUCT SPEC  
108-115119

APPLICATION SPEC  
114-115013

WEIGHT -

CUSTOMER DRAWING



TE Connectivity

NAME  
1 PIECE STANDARD SHIELD

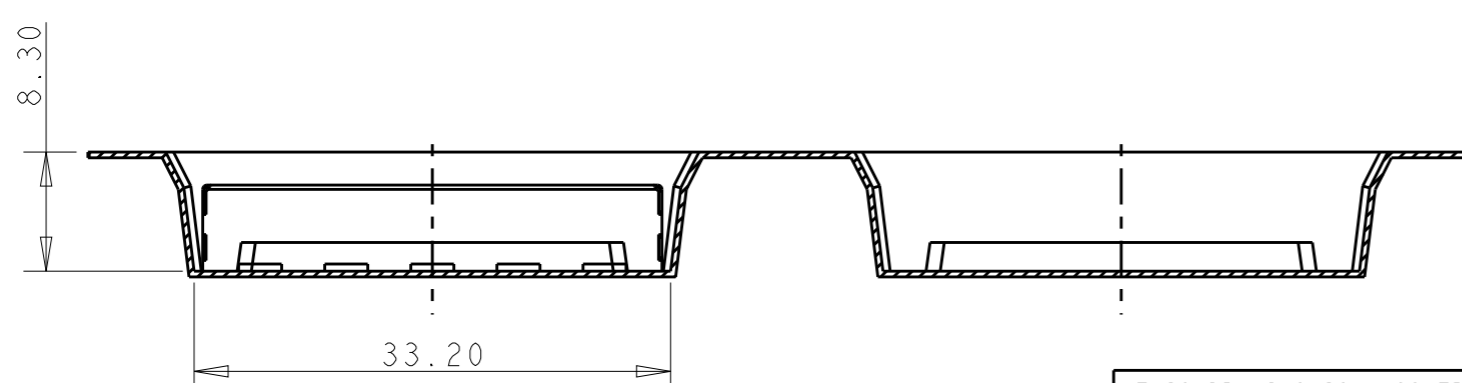
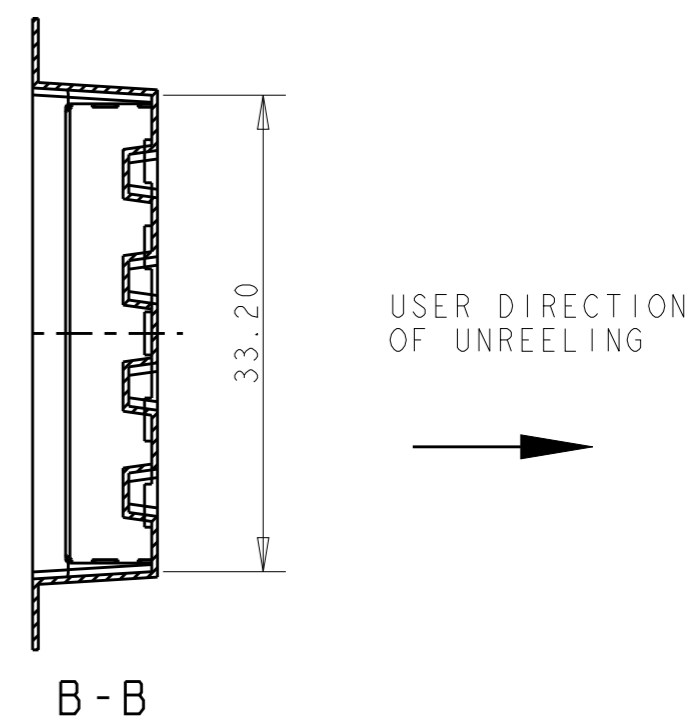
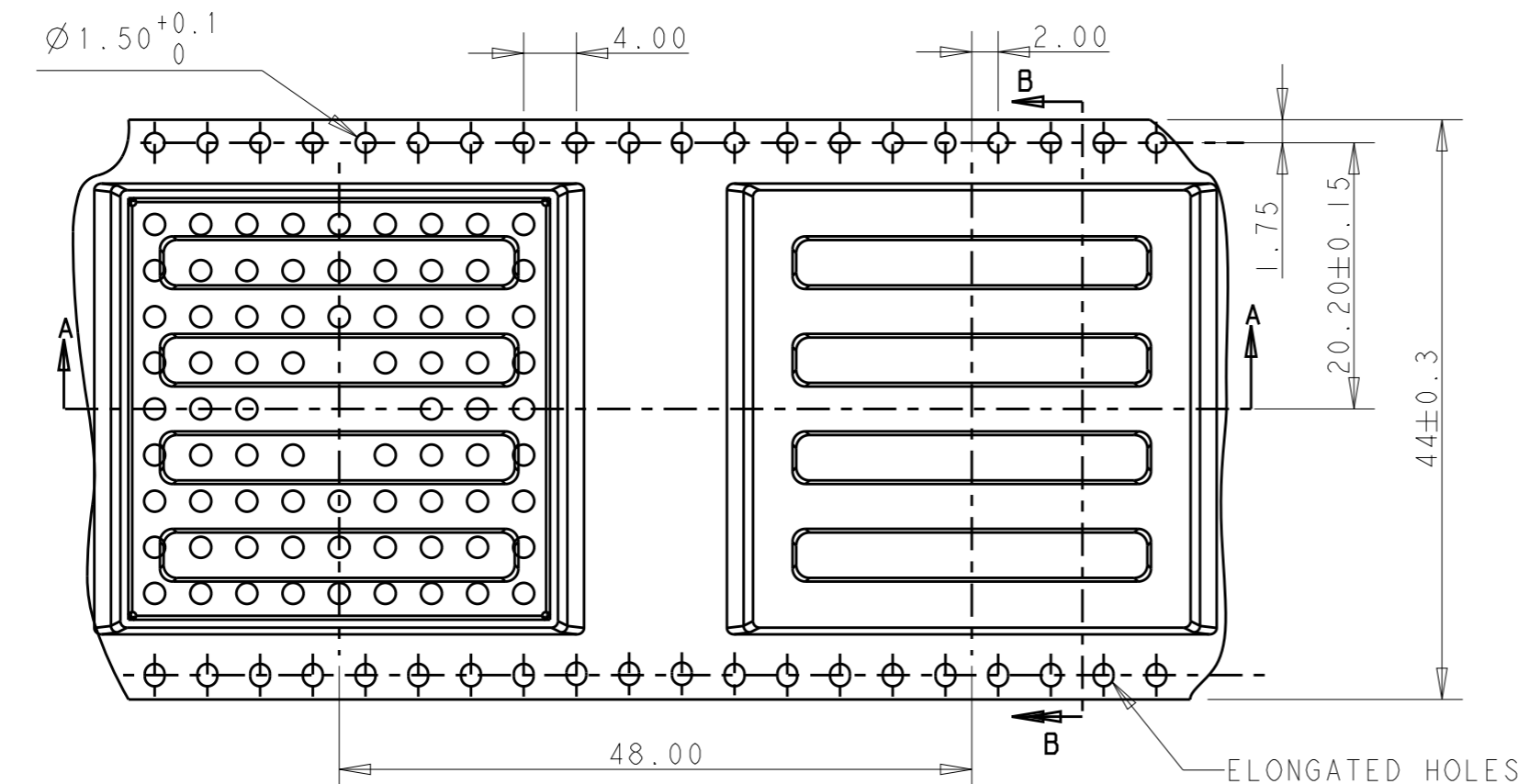
SIZE CAGE CODE DRAWING NO RESTRICTED TO

A3 - C-2118709


SCALE 1:1 SHEET 2 OF 3 REV A2

THIS DRAWING IS UNPUBLISHED. RELEASED FOR PUBLICATION 20  
 © COPYRIGHT 20 BY - ALL RIGHTS RESERVED.

REVISIONS					
P	LTR	DESCRIPTION	DATE	DWN	APVD
-	-	SEE SHEET 1	-	-	-



- NOTES:  
 9. REEL SIZE: O.D. 380mm, I.D. 180mm  
 10. QTY PER REEL: 166PCS

THIS DRAWING IS A CONTROLLED DOCUMENT.		DWN V. LAC 07APR2016	 TE Connectivity		
DIMENSIONS: mm		CHK S. SU 21APR2017			
TOLERANCES UNLESS OTHERWISE SPECIFIED:		APVD V. LAC 21APR2017	NAME 1 PIECE STANDARD SHIELD		
0 PLC ±0.20 1 PLC ±0.15 2 PLC ±0.10 3 PLC ± 4 PLC ± ANGLES ±2		PRODUCT SPEC 108-115119	SIZE A3		
MATERIAL SEE TABLE		APPLICATION SPEC 114-115013	CAGE CODE -	DRAWING NO C-2118709	RESTRICTED TO -
FINISH SEE TABLE		WEIGHT -	SCALE 3:1		
-		CUSTOMER DRAWING	SHEET 3 OF 3 REV A2		

## X-ON Electronics

Largest Supplier of Electrical and Electronic Components

*Click to view similar products for [EMI Gaskets, Sheets, Absorbers & Shielding](#) category:*

*Click to view products by [TE Connectivity](#) manufacturer:*

Other Similar products are found below :

[8101010140](#) [8563-0090-89](#) [1194-7.7X10](#) [1245-34"X18YD](#) [1267](#) [1345-3/8x18yrd](#) [1554907-1](#) [2320002000](#) [2320014700](#) [SG293037DS](#)  
[ST005PCN50](#) [55005107](#) [38M4040AA0606](#) [46J5N02020.NN00](#) [1125-8X10](#) [1126X1"](#) [1170-3/4X18YDS](#) [1170-7.7x10](#) [1183-12"X18YD](#) [6-](#)  
[34T-BD-0.315](#) [SG125187D-24](#) [SG125250R-24](#) [SG187375R-24](#) [SG284050DS](#) [8402010540](#) [KIT TECH CLIP](#) [1194](#) [10-40450-28S](#) [1245](#)  
[1267-1/2"x18yd](#) [46J8501020.NN00](#) [1170-1/4"x18yd](#) [AL-36FR-1x54.5](#) [3013310A](#) [1194X1"](#) [3020604](#) [3021302](#) [3031313](#) [260709](#) [3021310](#) [6-](#)  
[34UT-070-BD-16](#) [303076048](#) [46J5N03020.NN00](#) [30206025](#) [30395641](#) [3030403](#) [3690103020](#) [HNY-LT15CU4241](#) [46X7503020.NN00](#)  
[46W5E02520.NN00](#)