

4

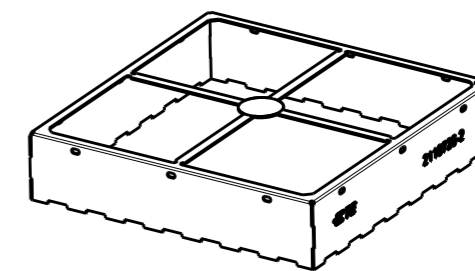
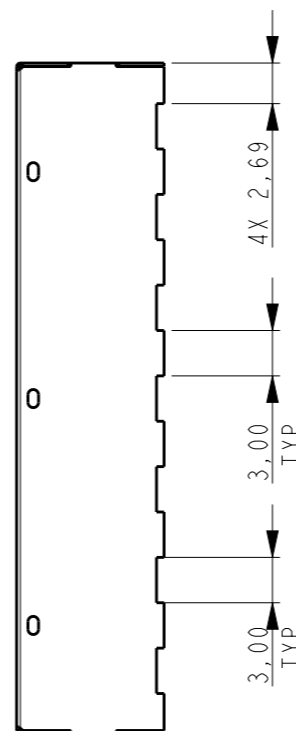
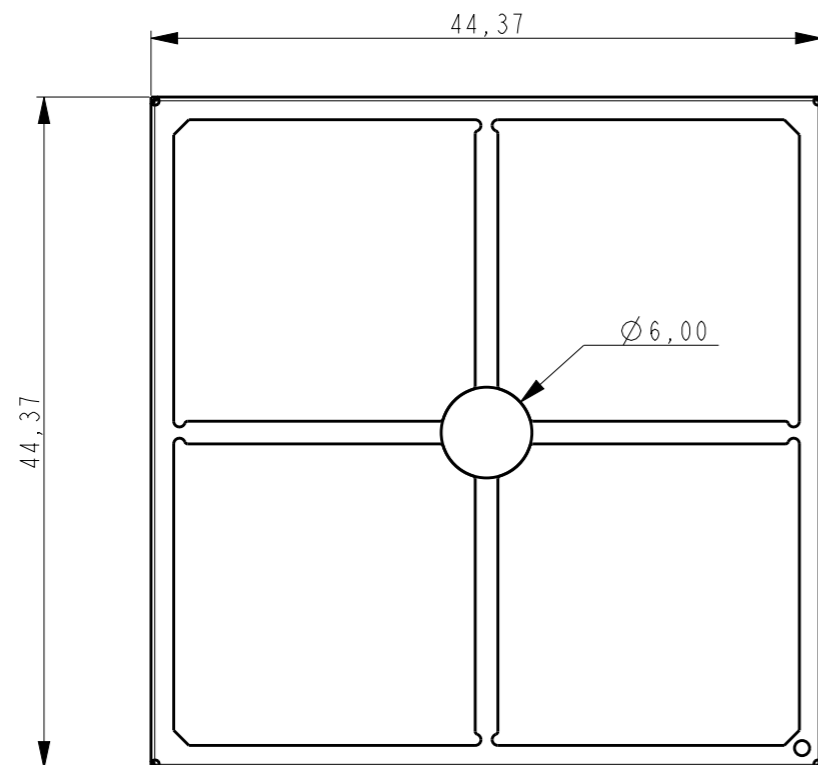
3

2

1

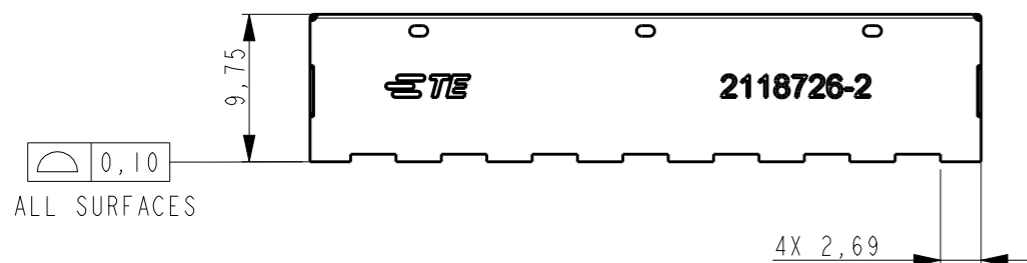
THIS DRAWING IS UNPUBLISHED. RELEASED FOR PUBLICATION
© COPYRIGHT - BY TYCO ELECTRONICS CORPORATION. ALL RIGHTS RESERVED.

LOC	DIST	REVISIONS					
H	-	P	LTR	DESCRIPTION	DATE	DWN	APVD
			2	ADD HOLE IN CORNER	02SEP2016	SS	AL
			A	DRAWING RELEASED	20APR2017	VL	SS
			A1	REVISED PER ECO-17-007644	26MAY2017	VL	SS
			A2	REVISED PER ECO-17-013857	21SEP2017	SS	HL



NOTES:

- 1 MATERIAL: 0.20mm CRS. 1,25 - 3.00µm MATTE TIN FINISH.
- 2 STAMPING BURR OUTSIDE OF PART, MAX 0.05mm.
- 3 PARTS TO BE FREE OF OIL AND CONTAMINENTS.
- 4 PART IS RoHS COMPLIANT PER TE CONNECTIVITY STANDARD TEC-138-702.
- 5 REFER TO 3D MODEL FOR UNSPECIFIED DIMENSIONS.
- 6 PACKAGING: TAPE AND REEL



6	2118726-2
PACKAGING	PART NUMBER

THIS DRAWING IS A CONTROLLED DOCUMENT. DIMENSIONING AND TOLERANCING PER ASME Y14.5M-2009.		DWN S. SU 05-APR-16	TE Connectivity	
DIMENSIONS: mm 		CHK V. LAC 20APR2017		
TOLERANCES UNLESS OTHERWISE SPECIFIED: 0 PLC ±0.2 1 PLC ±0.15 2 PLC ±0.10 3 PLC ± 4 PLC ± ANGLES ±2°		APVD V. LAC 20APR2017	NAME STANDARD SHIELD FRAME	
MATERIAL 1		PRODUCT SPEC 108-19493	SIZE A3	
FINISH 1		APPLICATION SPEC 114-115014	CAGE CODE 00779	DRAWING NO C-2118726
		WEIGHT -	RESTRICTED TO -	
		CUSTOMER DRAWING	SCALE 1:1	SHEET 1 OF 3 REV A2

THIS DRAWING IS UNPUBLISHED.

RELEASED FOR PUBLICATION

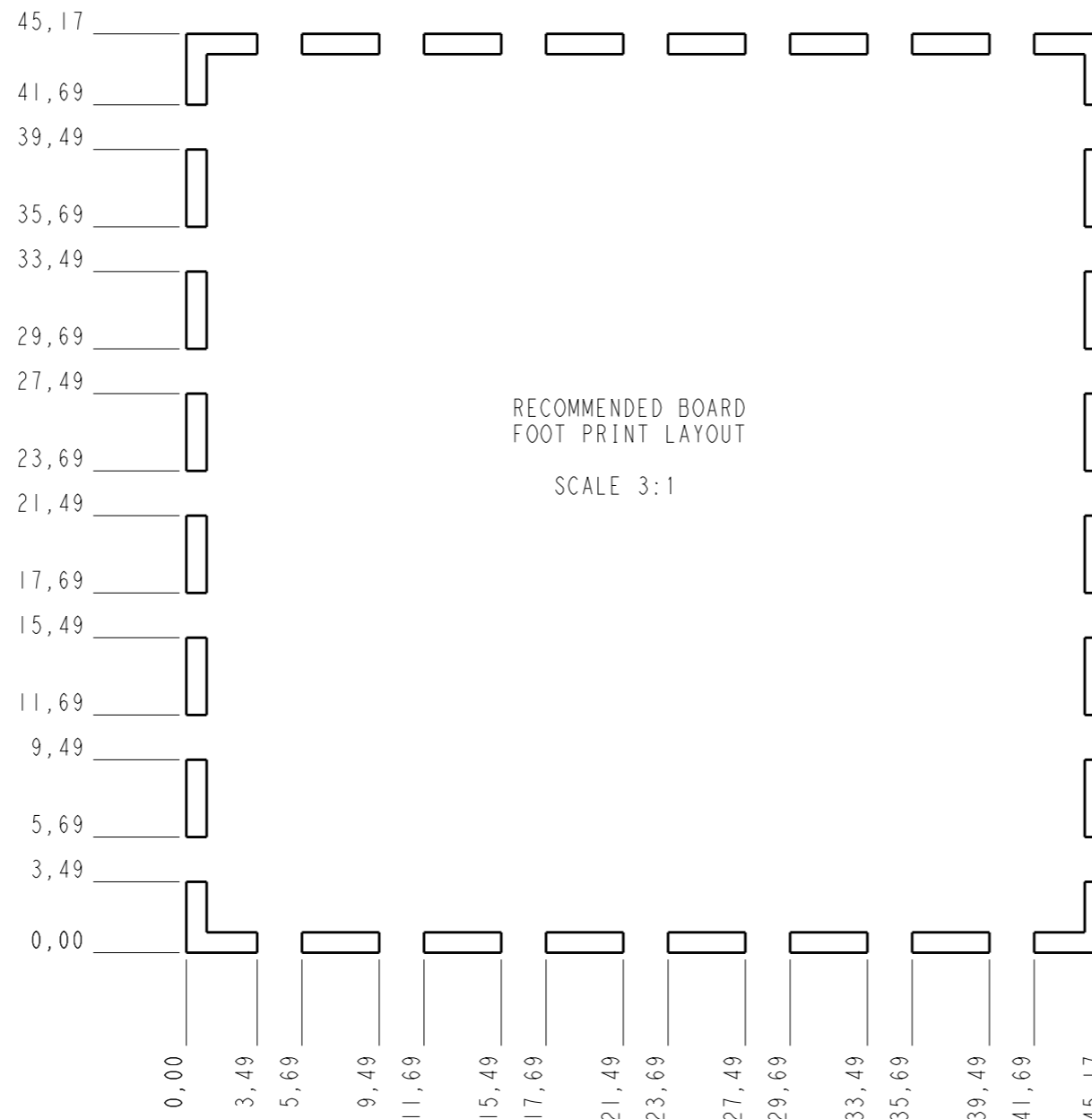
© COPYRIGHT - BY TYCO ELECTRONICS CORPORATION. ALL RIGHTS RESERVED.

LOC
H

DIST
-

REVISIONS

P	LTR	DESCRIPTION	DATE	DWN	APVD
	-	SEE SHEET 1	-	-	-



NOTES:
7. STENCIL THICKNESS: 0.10mm MIN.

THIS DRAWING IS A CONTROLLED DOCUMENT.

DIMENSIONS: mm		TOLERANCES UNLESS OTHERWISE SPECIFIED:	
		0 PLC	±0.2
		1 PLC	±0.15
MATERIAL -		2 PLC	±0.10
		3 PLC	±-
FINISH -		4 PLC	±-
		ANGLES	±2°

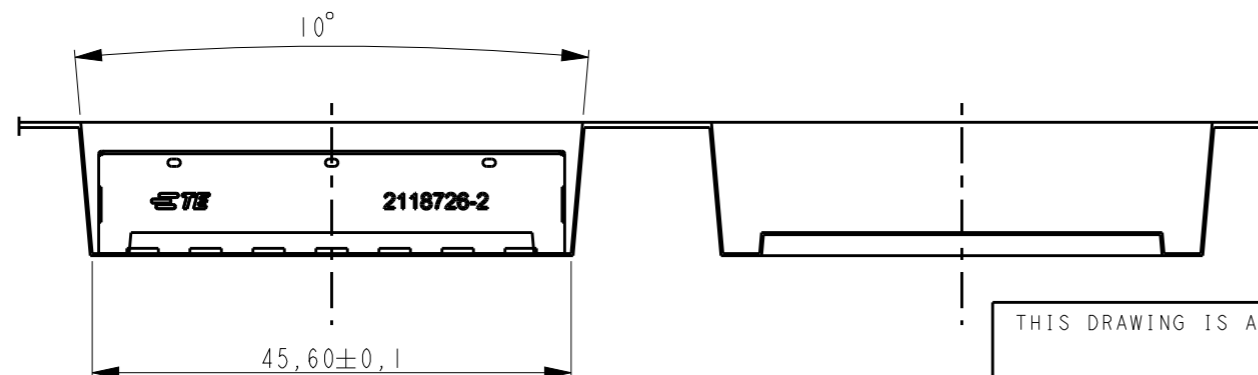
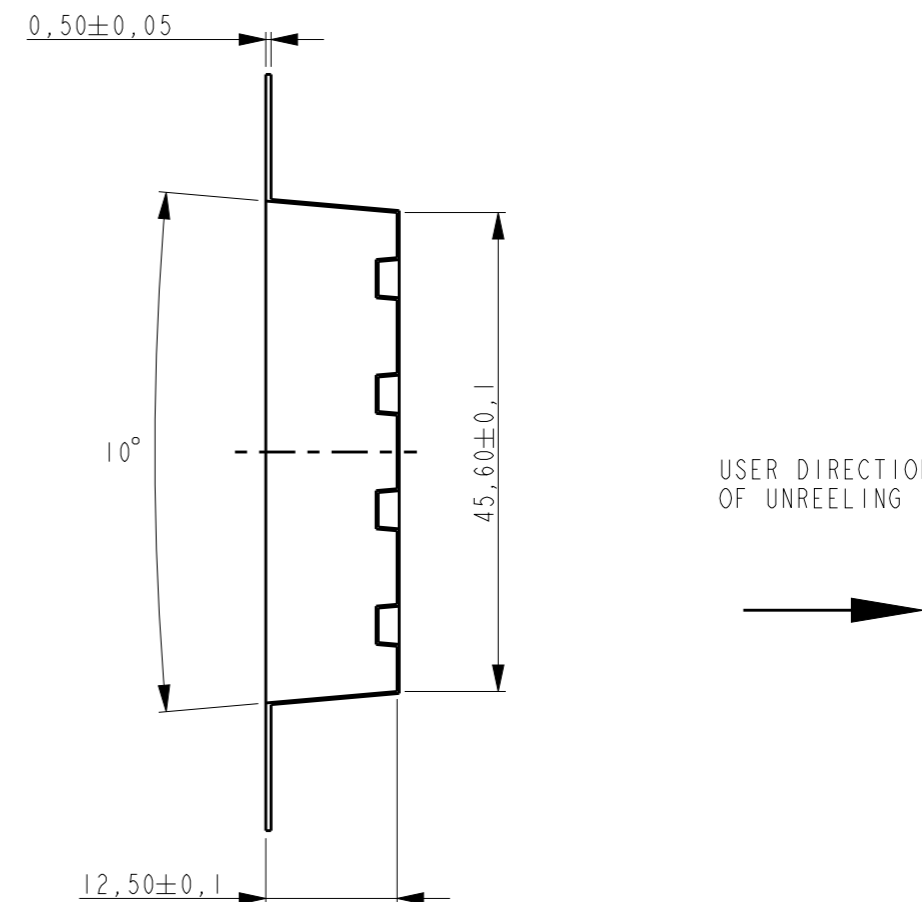
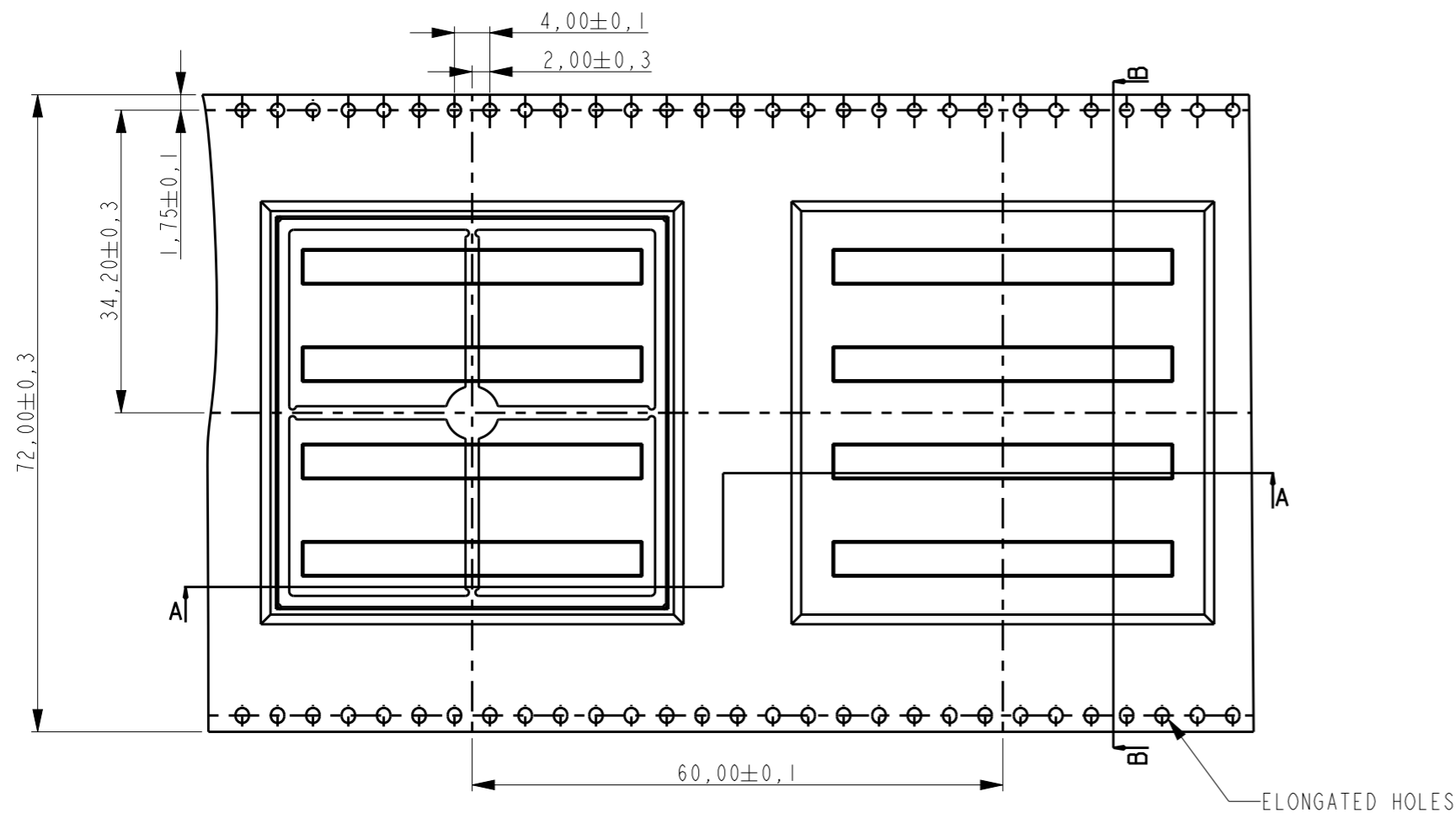
DWN	S. SU	05-APR-16
CHK	V. LAC	20APR2017
APVD	V. LAC	20APR2017
PRODUCT SPEC	108-19493	
APPLICATION SPEC	114-115014	
WEIGHT	-	
CUSTOMER DRAWING		

		TE Connectivity	
		NAME STANDARD SHIELD FRAME	
SIZE	CAGE CODE	DRAWING NO	RESTRICTED TO
A3	00779	C-2118726	-
SCALE 1:1		SHEET 2 OF 3	REV A2

THIS DRAWING IS UNPUBLISHED. RELEASED FOR PUBLICATION

© COPYRIGHT - BY TYCO ELECTRONICS CORPORATION. ALL RIGHTS RESERVED.


LOC	DIST	REVISIONS			
P	LTR	DESCRIPTION	DATE	DWN	APVD
H	-	SEE SHEET 1	-	-	-



SECTION A-A

SECTION B-B

- NOTES:
 8. REEL SIZE: O.D. 380mm, I.D. 180mm
 9. QTY PER REEL: 90PCS

THIS DRAWING IS A CONTROLLED DOCUMENT.		DWN S. SU 05-APR-16	 TE Connectivity	
DIMENSIONS: mm		CHK V. LAC 20APR2017		
TOLERANCES UNLESS OTHERWISE SPECIFIED:		APVD V. LAC 20APR2017	NAME STANDARD SHIELD FRAME	
0 PLC ±0.2		PRODUCT SPEC 108-19493	SIZE A3	
1 PLC ±0.15		APPLICATION SPEC 114-115014	CAGE CODE 00779	DRAWING NO C-2118726
2 PLC ±0.10		WEIGHT -	RESTRICTED TO -	
3 PLC ±		CUSTOMER DRAWING	SCALE 1:1	SHEET 3 OF 3
4 PLC ±				REV A2
ANGLES ±2°				
FINISH -				

X-ON Electronics

Largest Supplier of Electrical and Electronic Components

Click to view similar products for [EMI Gaskets, Sheets, Absorbers & Shielding](#) category:

Click to view products by [TE Connectivity](#) manufacturer:

Other Similar products are found below :

[8101010140](#) [8563-0090-89](#) [1194-7.7X10](#) [1245-34"X18YD](#) [1267](#) [1345-3/8x18yrd](#) [1554907-1](#) [2320002000](#) [2320014700](#) [SG293037DS](#)
[ST005PCN50](#) [55005107](#) [38M4040AA0606](#) [46J5N02020.NN00](#) [1125-8X10](#) [1126X1"](#) [1170-3/4X18YDS](#) [1170-7.7x10](#) [1183-12"X18YD](#) [6-](#)
[34T-BD-0.315](#) [SG125187D-24](#) [SG125250R-24](#) [SG187375R-24](#) [SG284050DS](#) [8402010540](#) [KIT TECH CLIP](#) [10-40450-28S](#) [1245](#) [1267-](#)
[1/2"x18yd](#) [46J8501020.NN00](#) [1170-1/4"x18yd](#) [AL-36FR-1x54.5](#) [3013310A](#) [1194X1"](#) [3020604](#) [3021302](#) [3031313](#) [260709](#) [3021310](#) [6-](#)
[34UT-070-BD-16](#) [303076048](#) [46J5N03020.NN00](#) [30206025](#) [30395641](#) [3030403](#) [3690103020](#) [HNY-LT15CU4241](#) [46X7503020.NN00](#)
[46W5E02520.NN00](#) [302095032](#)