


Type CRG Series

- Key Features
- Thick film resistors with a high power to size ratio, ideally suited to industrial and general purpose use.
- A range from 1 ohm to 10M and tolerances of 1% and 5%. Also including zero ohm links.
- Suitable for most applications, including high frequency operation, owing to the short lead structure and low capacitance.
- Seven Package Sizes
- Terminal finish: Matte Sn



Precious metal terminations are screen printed onto a ceramic base and fired. The resistive element is screen printed and fired and the passivation layer added. Each resistor is trimmed to tolerance by laser. The pre-scribed tile is broken into strips, the end plating is fired on and the strips broken into individual components. Final termination is made by electroplating.

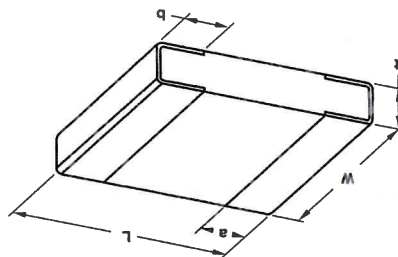
Characteristics – Electrical

Rated Power @ 70 °C (W)		0.05							0.063							0.1							0.125						
Resistance Range		Min	10	1	11	10	1	11	10	1	11	10	1	11	10	1	11	10	1	11	10	1	11	10	1	11	10	1	11
Tolerance (%)		1	5	5	1	5	5	1	5	5	1	5	5	1	5	5	1	5	5	1	5	5	1	5	5	1	5	5	
Code letter		F	J	J	F	J	J	F	J	J	F	J	J	F	J	J	F	J	J	F	J	J	F	J	J	F	J	J	
Selection Series		E24	E24	E24	E24	E24	E24	E24	E24	E24	E24	E24	E24	E24	E24	E24	E24	E24	E24	E24	E24	E24	E24	E24	E24	E24	E24	E24	E24
Temp. Coefficient (ppm/°C)		±200	±400	±200	±400	±200	±400	±200	±400	±200	±400	±200	±400	±200	±400	±200	±400	±200	±400	±200	±400	±200	±400	±200	±400	±200	±400	±200	
0201		1206							2010							2512													
Rated Power @ 70 °C (W)		0.25							0.5							1													
Resistance Range		Min	1	101	1	11	1	11	1	101	1	11	1	101	1	11	1	101	1	11	1	101	1	11	1	101	1	11	
Tolerance (%)		1	1	5	5	1	5	5	1	5	5	1	5	5	1	5	5	1	5	5	1	5	5	1	5	5	1	5	
Code letter		F	F	J	J	F	J	J	F	J	J	F	J	J	F	J	J	F	J	J	F	J	J	F	J	J	F	J	
Selection Series		E24	E24	E24	E24	E24	E24	E24	E24	E24	E24	E24	E24	E24	E24	E24	E24	E24	E24	E24	E24	E24	E24	E24	E24	E24	E24	E24	E24
Temp. Coefficient (ppm/°C)		±200	±100	±400	±200	±400	±200	±400	±200	±400	±200	±400	±200	±400	±200	±400	±200	±400	±200	±400	±200	±400	±200	±400	±200	±400	±200	±400	
Working Voltage (V)		25	50	50	50	50	50	50	50	50	50	50	50	50	50	50	50	50	50	50	50	50	50	50	50	50	50	50	
Max. Overload Voltage (V)		200	200	200	200	200	200	200	200	200	200	200	200	200	200	200	200	200	200	200	200	200	200	200	200	200	200	200	200
Operating Temp. Range (°C)		-55 to +125																											
Climate Category (°C)		55/125/56																											
Insulation Resistance Dry Min (Mohms)		1000																											
Stability (%)		3																											
Zerohm (A) Current Max		0.5	1	1	1	1	1	1	1	1	1	1	1	1	1	1	1	1	1	1	1	1	1	1	1	1	1	1	
Resistance Max		<50 mOhm	<50 mOhm	<50 mOhm	<50 mOhm	<50 mOhm	<50 mOhm	<50 mOhm	<50 mOhm	<50 mOhm	<50 mOhm	<50 mOhm	<50 mOhm	<50 mOhm	<50 mOhm	<50 mOhm	<50 mOhm	<50 mOhm	<50 mOhm	<50 mOhm	<50 mOhm	<50 mOhm	<50 mOhm	<50 mOhm	<50 mOhm	<50 mOhm	<50 mOhm	<50 mOhm	<50 mOhm

Dimensions are in millimeters and inches unless otherwise specified. Values in brackets are standard equivalents. Dimensions are shown for reference purposes only. Specifications subject to change. For email, phone or live chat, go to: te.com/help

Type CRG Series

Dimensions



Style	L	W	t	a	b
0201	0.6 ±0.03	0.3 ±0.03	0.23 ±0.03	0.10 ±0.05	0.15 ±0.05
0402	1.0 ±0.1	0.5 ±0.05	0.35 ±0.05	0.2 ±0.1	0.25 ±0.1
0603	1.6 ±0.1	0.8 ±0.15	0.45 ±0.1	0.3 ±0.2	0.3 ±0.1
0805	2.0 ±0.15	1.25 ±0.15	0.55 ±0.1	0.4 ±0.2	0.4 ±0.2
1206	3.1 ±0.15	1.55 ±0.15	0.55 ±0.1	0.45 ±0.2	0.45 ±0.2
2010	5.0 ±0.1	2.5 ±0.15	0.55 ±0.1	0.6 ±0.25	0.5 ±0.2
2512	6.35 ±0.1	3.2 ±0.15	0.55 ±0.1	0.6 ±0.25	0.5 ±0.2

IEC 4 Digit Marking


Resistance	Marking Code
100Ω	1000
2.2KΩ	2201
10KΩ	1002
49.9KΩ	4992
100KΩ	1003

Case Sizes 0603

E24 3 Digit Marking - Example: 101=100Ω 102=1KΩ

E24	10	11	12	13	15	16	18	20	22	24	27	30
	33	36	39	43	47	51	56	62	68	75	82	91

E96 3 Digit Marking - Examples: 14C=13K7Ω, 13C=13K3Ω, 68B=4K99Ω, 68X=4.9Ω



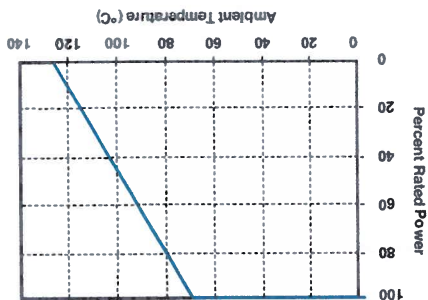
0603 E96 Marking Code Table

Code	E96	Code	E96	Code	E96	Code	E96	Code	E96	Code	E96	Code	E96
01	100	25	178	49	316	73	562	01	100	25	178	49	316
02	102	26	182	50	324	74	576	02	102	26	182	50	324
03	105	27	187	51	332	75	590	03	105	27	187	51	332
04	107	28	191	52	340	76	604	04	107	28	191	52	340
05	110	29	196	53	348	77	619	05	110	29	196	53	348
06	113	30	200	54	357	78	634	06	113	30	200	54	357
07	115	31	205	55	365	79	649	07	115	31	205	55	365
08	118	32	210	56	374	80	665	08	118	32	210	56	374
09	121	33	215	57	383	81	681	09	121	33	215	57	383
10	124	34	221	58	392	82	698	10	124	34	221	58	392
11	127	35	226	59	402	83	715	11	127	35	226	59	402
12	130	36	232	60	412	84	732	12	130	36	232	60	412
13	133	37	237	61	422	85	750	13	133	37	237	61	422
14	137	38	243	62	432	86	768	14	137	38	243	62	432
15	140	39	249	63	442	87	787	15	140	39	249	63	442
16	143	40	255	64	453	88	806	16	143	40	255	64	453
17	147	41	261	65	464	89	825	17	147	41	261	65	464
18	150	42	267	66	475	90	845	18	150	42	267	66	475
19	154	43	274	67	487	91	866	19	154	43	274	67	487
20	158	44	280	68	499	92	887	20	158	44	280	68	499
21	162	45	287	69	511	93	909	21	162	45	287	69	511
22	165	46	294	70	523	94	931	22	165	46	294	70	523
23	169	47	301	71	536	95	953	23	169	47	301	71	536
24	174	48	309	72	549	96	976	24	174	48	309	72	549

Dimensions are in millimeters and inches unless otherwise specified. Values in brackets are standard equivalents. Dimensions are shown for reference purposes only. Specifications subject to change. For email, phone or live chat, go to: te.com/help

Type CRG Series

Derating Curve



Mounting

The resistors are suitable for processing on automatic insertion equipment.

Marking

CRG0805, CRG1206, CRG2010, CRG2512
 E24 series resistors are marked with a three digit code.
 E96 series resistors are marked with a four digit code.
 Zerohm components are marked '0'.

CRG0603

E24 5% series are marked with a three digit code.
 E24 1% series are marked with a three digit code.

E96 series are marked with the international alphanumeric three character code (available on request).
 EXCEPT 10, 11, 13, 15, 20 & 75 decades which are marked as the E24 series.

CRG0201 & CRG0402 series unmarked.

Performance Characteristics

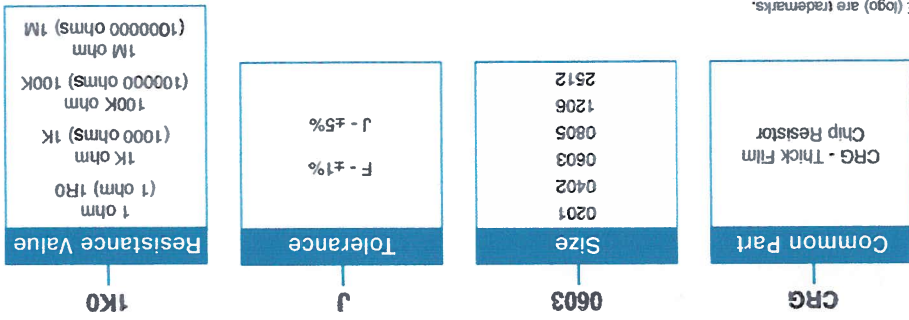
The evaluation of the performance characteristics is carried out with reference to IECQ specifications QC 400 000 and QC 400 100.

TEST REF	Long Term Tests $\pm(3\% + 0.1 \text{ ohm})$
4.23	Climatic sequence
4.24	Damp heat, steady state
4.25.1	Endurance at 70 °C
4.25.3	Endurance at 125 °C
TEST REF	Short Term Tests $\pm(1\% + 0.05 \text{ ohm})$
4.13	Overload
4.32	Adhesion
4.33	Bond strength of end face plating
4.19	Rapid change of temperature
4.18	Resistance to soldering heat

Storage

Unopened reels should be stored within a temperature range of +5 °C to +25 °C, separated from any dust, chemicals and solvent based materials. Non-adherence to this procedure could effect the solderability of this product.

How to Order



TE Connectivity, TE connectivity (logo) and TE (logo) are trademarks.

Other logos, product and Company names mentioned herein may be trademarks of their respective owners.

While TE has made every reasonable effort to ensure the accuracy of the information in this datasheet, TE does not guarantee that it is error-free, nor does TE make any other representation, warranty or guarantee that the information is accurate, correct, reliable or current. TE reserves the right to make any adjustments to the information contained herein at any time without notice. TE expressly disclaims all implied warranties regarding the information contained herein, including, but not limited to, any implied warranties of merchantability or fitness for a particular purpose. The dimensions in this datasheet are for reference purposes only and are subject to change without notice. Specifications are subject to change without notice. Consult TE for the latest dimensions and design specifications.

X-ON Electronics

Largest Supplier of Electrical and Electronic Components

Click to view similar products for [Thick Film Resistors - SMD category:](#)

Click to view products by [TE Connectivity manufacturer:](#)

Other Similar products are found below :

[CRCW04028R20JNEE](#) [CRCW06036K80FKEE](#) [CRG1206F1K58](#) [CRL0603-FW-R700ELF](#) [M55342K06B6E19RWL](#) [RC1005F1072CS](#)
[RC1005F471CS](#) [RC1005F4751CS](#) [RCP0603W100RGED](#) [RCWP72251K47FKWB](#) [RLR05C7501GPB14](#) [RLR07C5111FSBSL](#) [ERJ-](#)
[1GMF1R00C](#) [ERJ-1GMF1R20C](#) [ERJ-1GMF2R55C](#) [ERJ-1GMF8R66C](#) [25121WF1003T4E](#) [25.501.3653.0](#) [290-1.0M-RC](#) [292-1.0M-RC](#) [292-](#)
[2.2K-RC](#) [292-4.7K-RC](#) [25121WF4700T4E](#) [292-470K-RC](#) [302-1.0M-RC](#) [CPG1206F10KC](#) [CRCW02011R00FXED](#) [CRCW060315K0FKEE](#)
[CRCW060320K5FKEE](#) [CRG0201F10K](#) [RCG0402150RFKED](#) [RCG04023K92FKED](#) [RCP2512B100RGWB](#) [RCWP110010R0FKS3](#)
[RCWP11002K00FKS3](#) [RCWP12061K00FKS2](#) [3520510RJT](#) [352075KJT](#) [M55342K11B9E53RUL](#) [RMC16-102JT](#) [RMC1JPTE](#) [TR0603MR-](#)
[075K1L](#) [5-2176094-4](#) [35202K7JT](#) [WF06Q1000FTL](#) [ERJ-S03J1R0V](#) [ERJ-S14J4R7U](#) [CHP2512L4R30GNT](#) [CPCC10270R0JE32](#)
[RCWP11001K00FKS3](#)