THIS DRAWING IS UNPUBLISHED
VERBLEIBE UNVEROEFFENTLICHT ZEICHNUNG
© COPYRIGHT 2007 -
RELEASED FOR PUBLICATION OCT 2007
FREI FUER VEROEFFENTLICHUNG
ALL RIGHTS RESERVED.
ALLE RECHTE VORBEHALTEN.

MATED WITH
PASSEND ZU
SEE NOTE 9

1-1703818-1 AS SHOWN
1-1703818-1 wie gezeigt

LOC	DIST
A1	-

PROJEKT NR.: EGATN08277

REVISIONS
ABAENDERUNGEN

P	LTR	DESCRIPTION BESCHREIBUNG	DATE	DWN	APVD
	G2	DETAILS SEE PCN E-09-016474	22JUL2009	SJ	JG
	H	DETAILS SEE PCN E-11-002703	31MAR2011	DB	JG
	H1	DETAILS SEE PCN E-11-008836	25MAY2011	DB	JG
	H2	DETAILS SEE PCN E-18-012538	09AUG2018	FRAN	GILC

PREFERED MOUNTING SITUATION FOR CABLE TIE
Bevorzugte Montagestellung fuer Kabelbinder

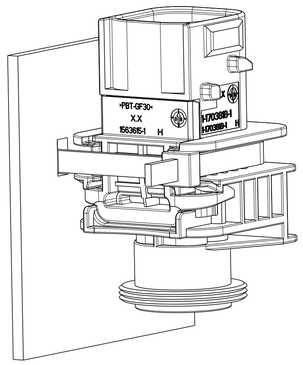

SECTION K-K
Schnitt

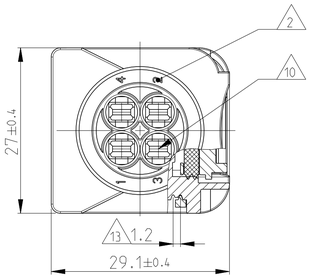

DELIVERY CONDITION:
SECONDARY LOCKING DEVICE
IN PRE-LOCKED POSITION
Lieferzustand:
2. Kontaktsicherung in Vorraststellung

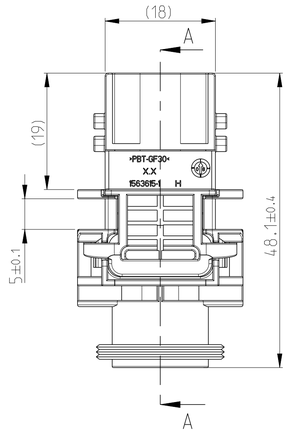

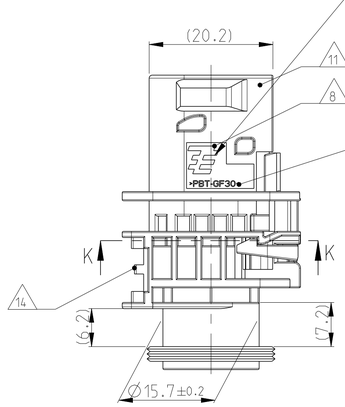

TE LOGO RELATED TO MOLDING TOOL 8
TE LOGO abhaengig vom Spritzgusswerkzeug

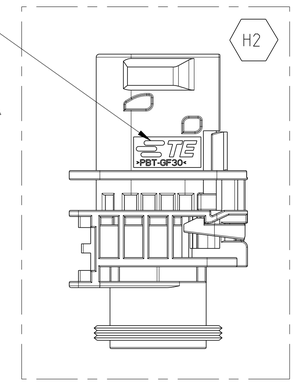

SECTION A-A
Schnitt

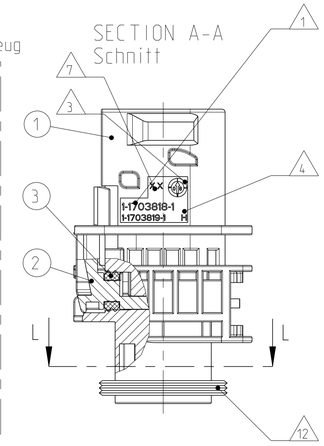

NOTES
Bemerkungen

1. TE ORDER-NO.
   TE Bestell-Nr.
2. CAVITY NUMBERING
   Kammerbezeichnung
3. PRODUCTION DATE
   Produktionsdatum
4. LETTER-INSERT FOR THE REVISION STATUS OF THE MOULD
   Schriftsatz fuer Aenderungszustand des Werkzeuges
5. MATERIAL MARKING ACCORDING TO VDA 260
   Werkstoffkennzeichnung nach VDA 260
6. BULK PACKAGING IN CORRUGATED BOX
   Schuettgut im Versandkarton
7. MOULD CAVITY MARKING
   Nestmarkierung
8. TE LOGO
   TE Logo
9. SUITABLE COUNTERPART SEE DRAWING: 1418390
   passendes Gegenstueck siehe Zeichnung: 1418390
10. CAVITIES MATED WITH TAB 2.8 x 0.8 MM (SWS)
    SEE PRODUCT GROUP DRAWING
    TE NO: 1355052
    MAX. WIRE SIZE: 2.5mm² FLR (AWG 12 TXL)

    Kontaktkammer passend fuer Flachstecker 2.8 x 0.8 mm (EDS)
    siehe Produktgruppenzeichnung
    TE Nr: 1355052
    max. Drahtgroessenbereich: 2.5mm² FLR (AWG 12 TXL)
11. INTERFACE ACC. DRAWING: 114-18739-1
    Kragenanschluss nach Zeichnung: 114-18739-1
12. MATED WITH COVER SEE PRODUCT GROUP DRAWING: 1563709
    Passend zu Kappe siehe Produktgruppenzeichnung: 1563709
13. SLIDING DISTANCE OF SECONDARY LOCKING
    Verschiebeweg der zweiten Kontaktsicherung
14. INTERFACE FOR FIXING PART
    RAYMOND ORDER-NO.: 017530. 018162
    Schnittstelle fuer Befestigungsteil
    Raymond Bestell-Nr.: 017530. 018162
15. MALFUNCTION CAUSED BY LAQUER IS NOT COVERD BY TE WARRANTY
    Funktionsbeeintraechtigung durch Lackieren. Liegt nicht im Einfluss und Gewaehrleistungsumfang von TE

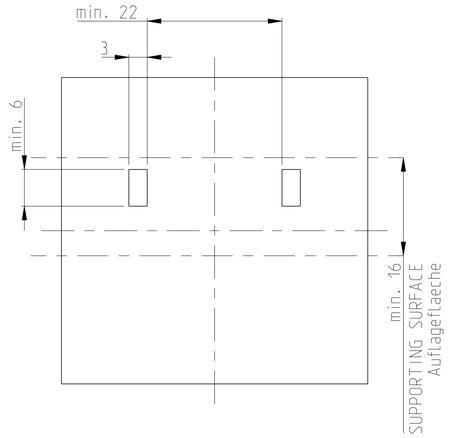

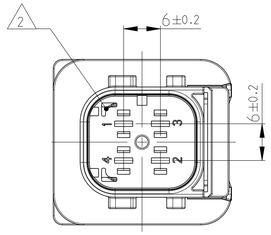

SECTION L-L
Schnitt

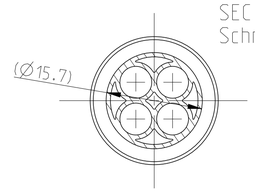

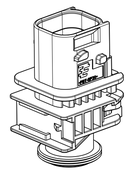

SCALE 1:1
Massstab

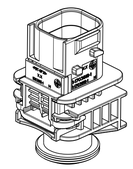

SCALE 1:1
Massstab

ITEM NO	DESCRIPTION Beschreibung	MATERIAL	COLOUR Farbe	
1	4POS. TAB HOUSING, CODE "A". 4pol. Flachsteckergehaeuse, Kod. "A"	PBT-GF30 / V-0	BLACK schwarz	1
1	4POS. TAB HOUSING, CODE "B". 4pol. Flachsteckergehaeuse, Kod. "B"	PBT-GF30 / V-0	GREY grau	1
1	4POS. TAB HOUSING, CODE "C". 4pol. Flachsteckergehaeuse, Kod. "C"	PBT-GF30 / V-0	GREEN gruen	1
1	4POS. TAB HOUSING, CODE "D". 4pol. Flachsteckergehaeuse, Kod. "D"	PBT-GF30 / V-0	BLUE blau	1
2	SECONDARY LOCKING DEVICE zweite Kontaktsicherung	PBT-GF30 / V-0	YELLOW gelb	1
3	SEAL FOR SECONDARY LOCKING Dichtung zweite Kontaktsicherung	MVQ	WHITE weiss	1

TE ORDER-NO. TE Bestell-Nr.	REV.	NO. OF POS. Polzahl	CODE Kodierung	QUANTITY Stueck					ITEM NO ASSY
4-1703818-1	H	4	D	-	-	-	1	1	1	4
3-1703818-1	H	4	C	-	-	1	-	1	1	3
2-1703818-1	H	4	B	-	1	-	-	1	1	2
1-1703818-1	H	4	A	1	-	-	-	1	1	1

CODING "A"
Kodierung

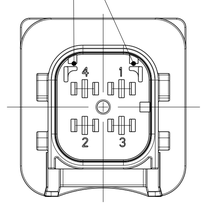

PN: 1-1703818-1

CODING "B"
Kodierung

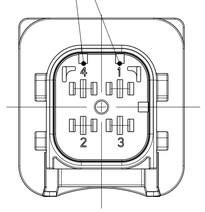

PN: 2-1703818-1

CODING "C"
Kodierung

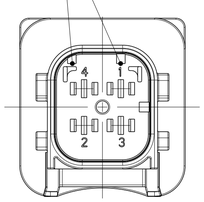

PN: 3-1703818-1

CODING "D"
Kodierung

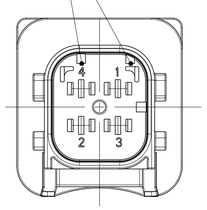

PN: 4-1703818-1

THIS DRAWING IS A CONTROLLED DOCUMENT.
DIESES ZEICHNUNGSDOKUMENT WIRD DURCH AMP INCORPORATED KONTROLLIERT. ANDERUNGEN, DIE DEN TECHNISCHEN FORTSCHRITT DIENEN, SIND VORBEHALTEN. DEN ZWECK LETZTGUELTIGEN ANDERUNGSSTAND ERFAHREN SIE AUF ANFRAGE.

DIMENSIONS: MASSEINHEITEN: mm

TOLERANCES UNLESS OTHERWISE SPECIFIED: ALLGEMEINTOLERANZEN
0 PLC ±
1 PLC ±
2 PLC ±
3 PLC ±
4 PLC ±
ISO 8015 DIN 16901-140
ANGLES/WINKEL ±0°

MATERIAL: SEE TABLE siehe Tabelle
FINISH/OBERFLAECHE/FARBE: SEE TABLE siehe Tabelle

DWN M.Schmidt 31OCT2007
CHK J.Granzow 01NOV2007
APVD C.Eberwein 02NOV2007
PRODUCT SPEC PRODUKTSPEZ. 108-94020
APPLICATION SPEC VERARBEITUNGSSPEZ. 114-18756
WEIGHT GEWICHT (G2) 14.15g (G1) (H1)

TE Connectivity

NAME: 4POS. TAB 2.8x0.8. TAB HSG. ASSY
4pos. TAB 2.8x0.8. Flachsteckergehaeuse
HDSCS - GROUP B

SIZE A1 | CAGE CODE 00779 | DRAWING NO ZEICHNUNGS-NR. C-1703818 | RESTRICTED TO NUR FUER

CUSTOMER DRAWING /KUNDENZEICHNUNG | SCALE MASSSTAB 2:1 | SHEET BLATT 1 OF VON 1 | REV. H2

4805 (3/11)

X-ON Electronics

Largest Supplier of Electrical and Electronic Components

Click to view similar products for Automotive Connectors ***category:***

Click to view products by TE Connectivity ***manufacturer:***

Other Similar products are found below :

003-018-000 60403001 60993906-B M902-2131 M902-2161 M902-2344 72.330.1035.1 73.353.4028.0 F119300-B F166900 F258300-B F358300-B F407400 F444110 F487000 F509500B-B 827153-1 8N1515-32-24P 9-1326729-8 925474-1 928905-1 964562-4 968782-1 GT17SA-8DS-HU 98891-1012 98947-1016 12004147 12004475-L 12010290 12010309-B 12015454 12020219-B 12041318-B 12052225-L 12052466 12064869 12004327-B 12015308 12015384 12015909 1-21030-1 12041254 12041318 12047946-B 12047957 12047957-L 12059473 12066261 12110546 12110546-B