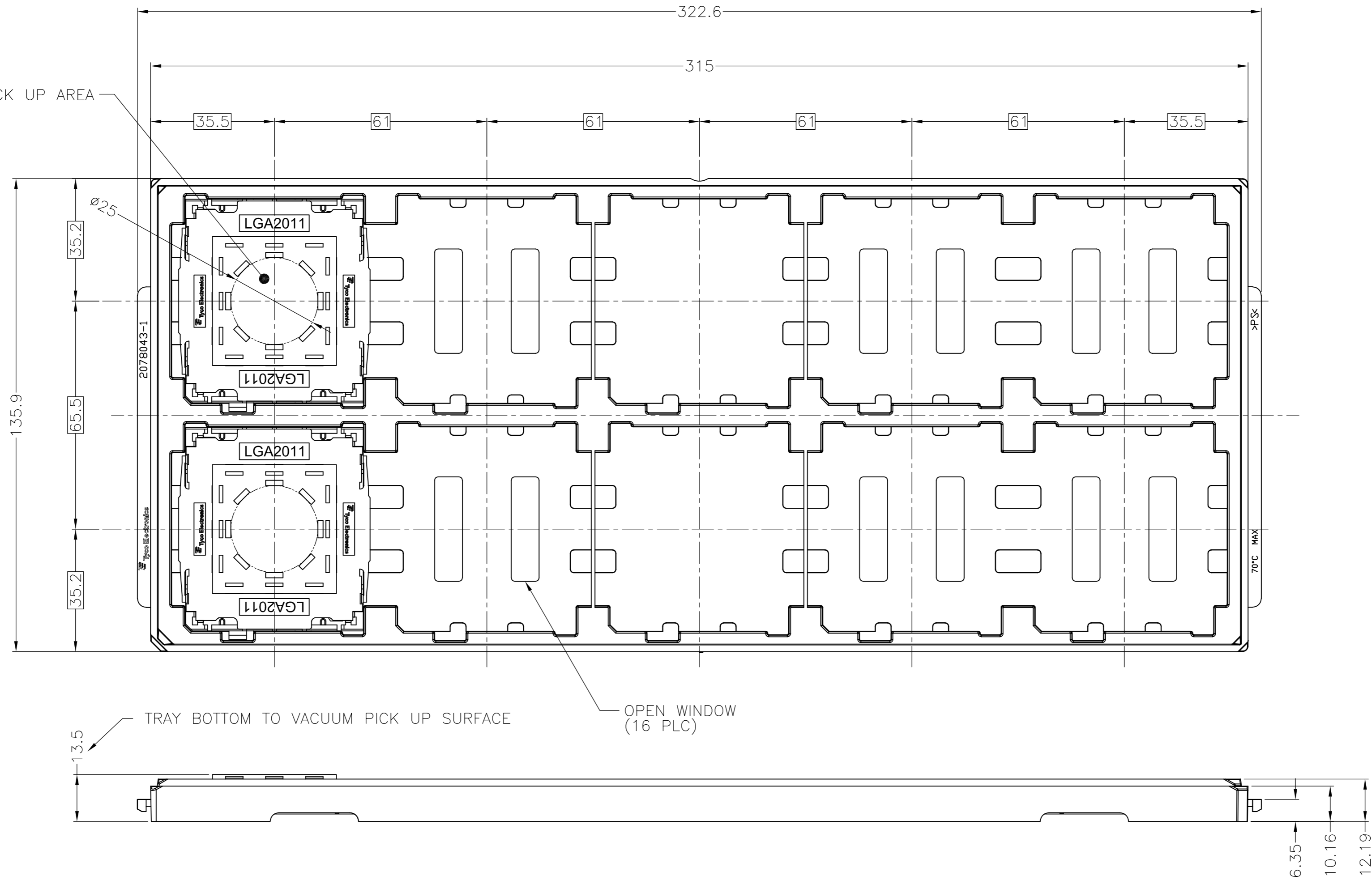


THIS DRAWING IS UNPUBLISHED. RELEASED FOR PUBLICATION APR, 2011.
 © COPYRIGHT 2011 By Tyco Electronics Japan G.K. ALL RIGHTS RESERVED.

LOC	DIST	REVISIONS		
J	-	P	LTR	DESCRIPTION
		C1	REVISED	DATE DWN APVD
				25MAR'15 J.W C.W

VACUUM PICK UP AREA



1. MATERIAL

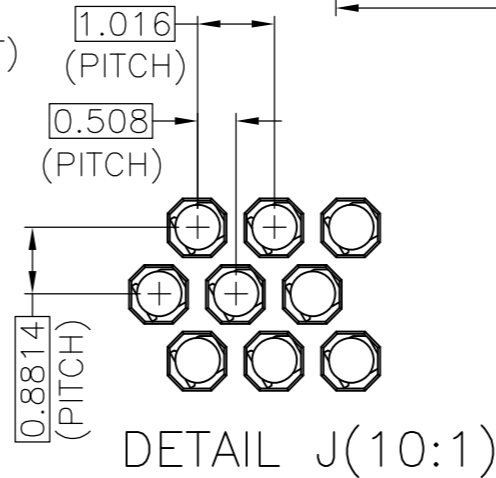
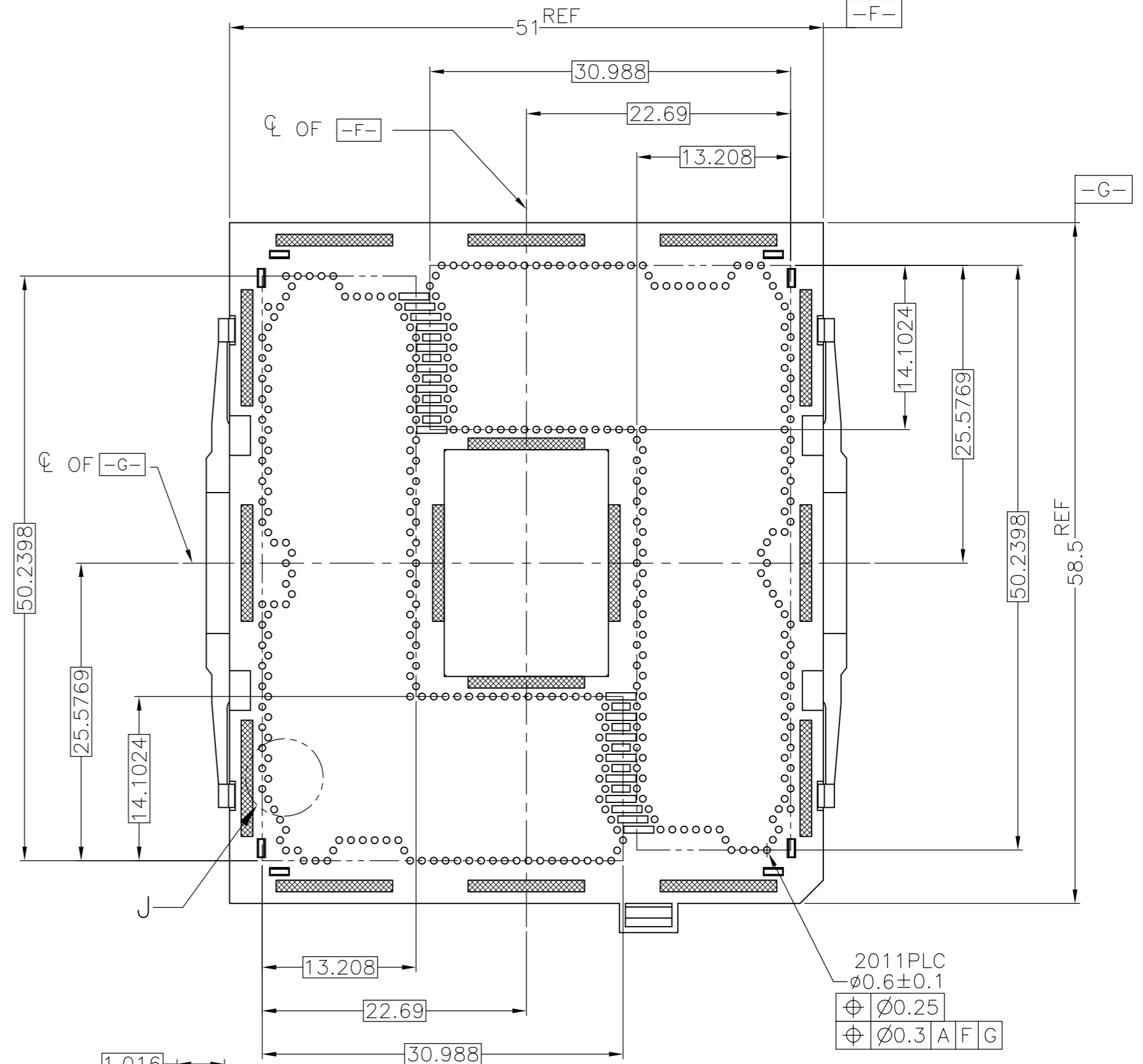
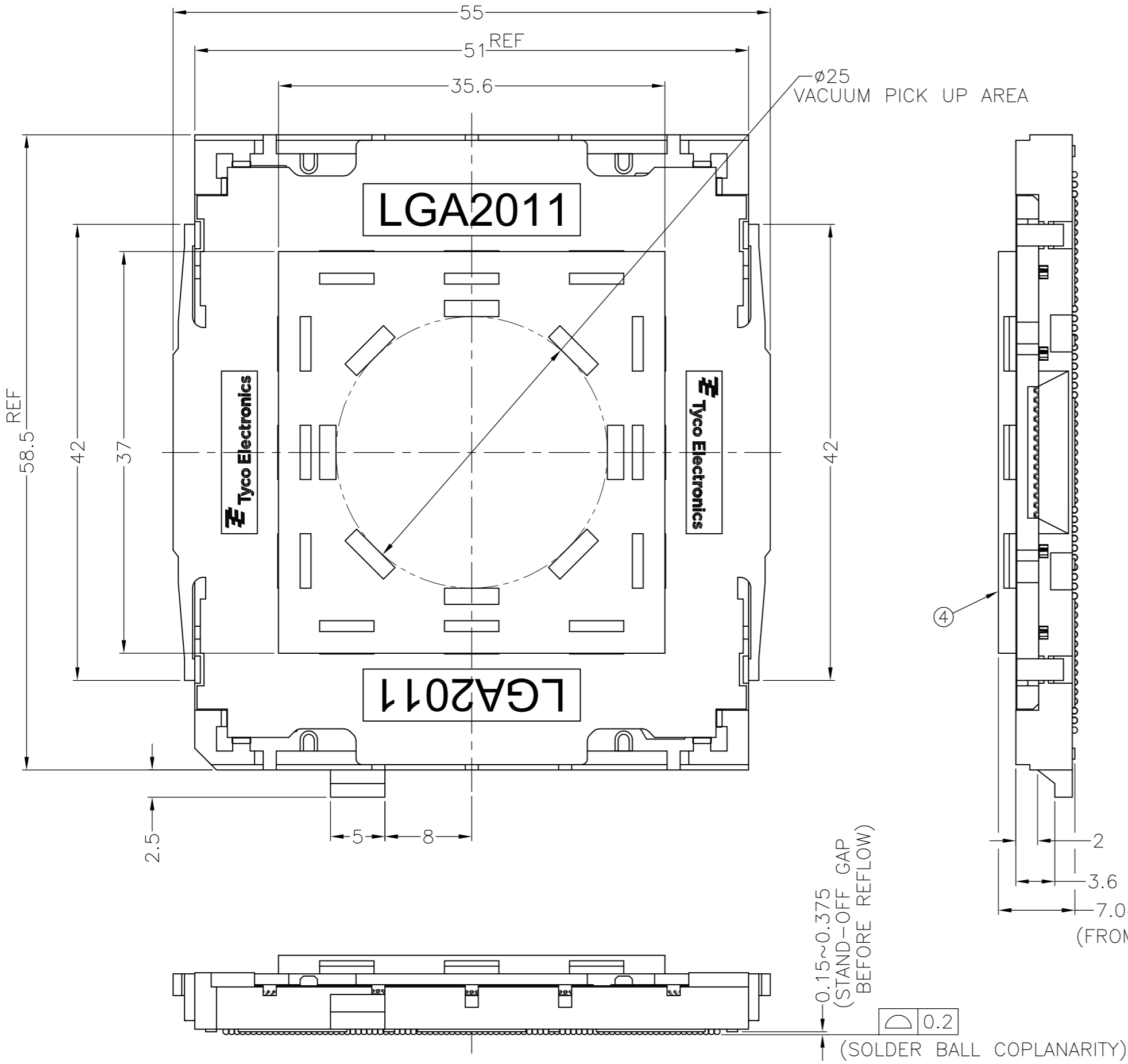
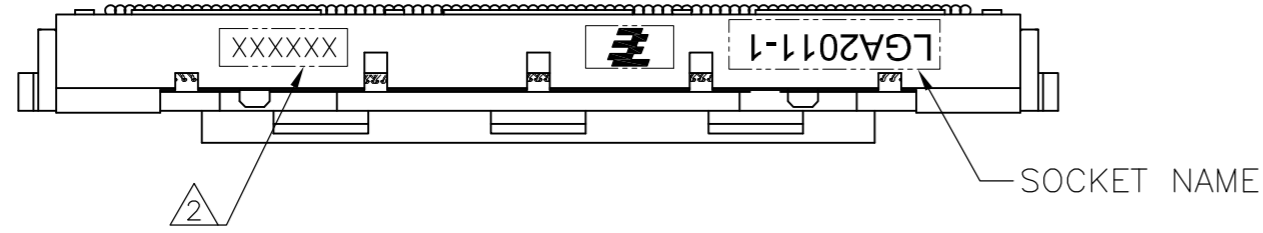
- ① HOUSING : HIGH TEMP, THERMO-PLASTIC, UL94V-0, BLACK
 - ② CONTACT : COPPER ALLOY
FINISH : Au PL. AT CONTACT AREA ON OVERALL OVER Ni UNDER PL. 0.00127 MIN.
 - ③ SOLDER BALL : Sn/Ag/Cu
 - ④ CAP : HIGH TEMP. THERMO-PLASTIC, UL94V-0, BLACK
- △ INDICATED DATE CODE ON THE HSG
3. PACKAGE TYPE: HARD TRAY, BLUE

2174988-2	LGA2011-1	0.76 um MIN Au PL
2174988-1	LGA2011-1	0.38 um MIN Au PL
PART NUMBER	SOCKET NAME	DESCRIPTION

THIS DRAWING IS A CONTROLLED DOCUMENT.		DWN H.KAI 21NOV2011	TE TE Connectivity	
DIMENSIONS: 単位: 寸 mm		CHK H.TAGUCHI 21NOV2011		
TOLERANCES UNLESS OTHERWISE SPECIFIED: 一般公差		APVD T.NAKASHIMA 21NOV2011	NAME 名称	
① PLG ± ±0.5		PRODUCT SPEC 製品規格	SOCKET ASSY	
② PLG ± ±3°		APPLICATION SPEC 取付適用規格	LGA2011-1	
③ PLG ± ±		WEIGHT 19.1g	SIZE A2	CAGE CODE 00779
④ PLG ± ±		CUSTOMER DRAWING	DRAWING NO 番号 C=2174988	RESTRICTED TO -
FINISH 仕上		SCALE 尺度 NTS	SHEET 1 OF 4	REV C1

THIS DRAWING IS UNPUBLISHED. RELEASED FOR PUBLICATION APR , 2011.
 © COPYRIGHT 2011 By Tyco Electronics Japan G.K. ALL RIGHTS RESERVED.

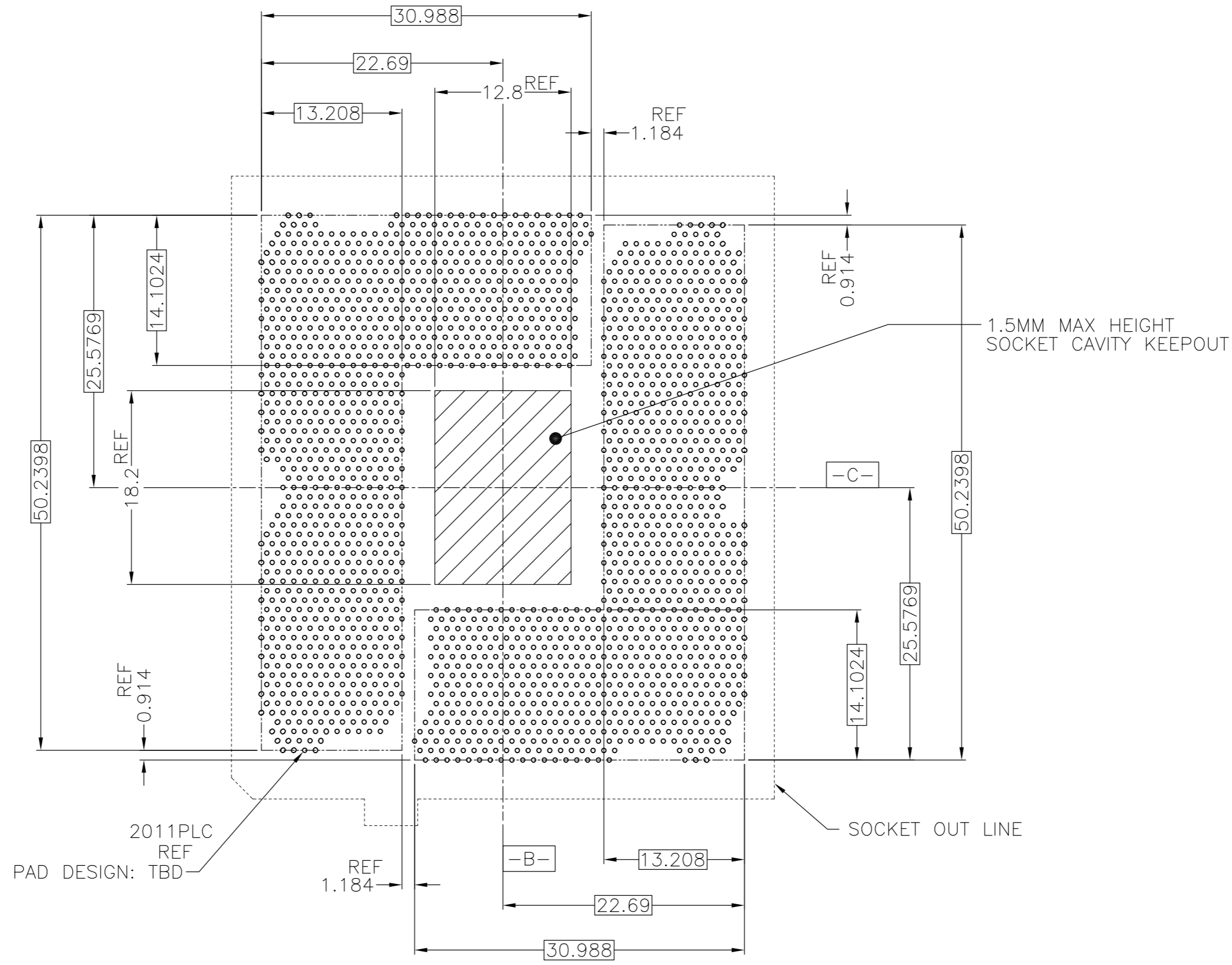
LOC	DIST	REVISIONS			DATE	DWN	APVD
J	-	P	LTR	DESCRIPTION			
		-	-	SEE SHEET 1	-	-	-



THIS DRAWING IS A CONTROLLED DOCUMENT.		DWN	TE Connectivity		
DIMENSIONS: 単位: 寸 mm		CHK	SOCKET ASSY LGA2011-1		
TOLERANCES UNLESS OTHERWISE SPECIFIED: 一般公差		APVD	SIZE	CAGE CODE	DRAWING NO
0-PLC	±0.3		A2	00779	C=2174988
1-PLC	±0.3		RESTRICTED TO		
2-PLC	±0.3		-		
3-PLC	±0.3		SCALE 尺度 NTS SHEET 2 OF 4 REV C1		
4-PLC	±0.3				
MATERIAL 材料		FINISH 仕上	CUSTOMER DRAWING		

THIS DRAWING IS UNPUBLISHED. RELEASED FOR PUBLICATION APR , 2011.
 © COPYRIGHT 2011 By Tyco Electronics Japan G.K. ALL RIGHTS RESERVED.

LOC		DIST		REVISIONS					
J		-		P	LTR	DESCRIPTION	DATE	DWN	APVD
				-	-	SEE SHEET 1	-	-	-



REFERENCE PATTERN LAYOUT

FOR GENERAL BOARD DESIGN, PLEASE REFER TO THE THERMAL AND MECHANICAL DESIGN GUIDELINES(TMDG) PROVIDED BY INTEL CORPORATION

THIS DRAWING IS A CONTROLLED DOCUMENT.		DWN	-	TE TE Connectivity	
DIMENSIONS: 単位: 寸 mm		CHK	-		
TOLERANCES UNLESS OTHERWISE SPECIFIED: 一般公差		APVD	-	NAME 名称	
0-PLC ± ±0.3		PRODUCT SPEC 製品規格		SOCKET ASSY	
1-PLC ± ±3'		APPLICATION SPEC 取付適用規格		LGA2011-1	
2-PLC ± ±		SIZE	A2	CAGE CODE	00779
3-PLC ± ±		DRAWING NO 番号	C=2174988		RESTRICTED TO
4-PLC ± ±		WEIGHT	-	-	
ANGLES ± ±		CUSTOMER DRAWING		SCALE 尺度	NTS
FINISH 仕上		SHEET		4	OF 4
		REV		C1	

X-ON Electronics

Largest Supplier of Electrical and Electronic Components

Click to view similar products for [Memory Card Connectors](#) category:

Click to view products by [TE Connectivity](#) manufacturer:

Other Similar products are found below :

[M21-033321-005](#) [6407-249V-25273P](#) [6407-249V-25343P](#) [6426-201-21343](#) [69.920.0553.0](#) [FCN-568P068-G/07-4V](#) [809180410000000](#)
[N7E50-7516PG-20-WF](#) [HMCAP001](#) [2041353-2](#) [33CFAE-DN](#) [502431-1011](#) [EN2997S61212BN](#) [EN2997SE61212BN](#) [NX1-32T-KT3K\(05\)](#)
[95622-003LF](#) [N7E50-U516RB-50-SIN0005](#) [95079-00CALF](#) [33DVIR-29S12R](#) [125A-78C00](#) [MI20A-50PD-SF-EJL\(71\)](#) [KP10S-SF-PEJ\(812\)](#)
[504536-0691](#) [504580-0691](#) [CCM03-3109 B LFT](#) [MI21-50PD-SF\(91\)](#) [2309923-1](#) [61126-050CAHLF](#) [IC1GA-68PD-1.27DS-EJ\(72\)](#)
[GTFP08432B1HR](#) [G85DT17001P1EU](#) [G85B21611142HHR](#) [GSD090144HR](#) [G85D1140022P1HR](#) [GMCB05801124EU](#) [G85C11101152HHR](#)
[G85B231021B1HR](#) [G85D1160022HHR](#) [112K-TAA0-RA1](#) [115S-ACA2](#) [115S-ACA3](#) [115S-BS00](#) [115S-BT00](#) [115V-AD00](#) [MCSP-Q1-08-](#)
[A-SG-T/R](#) [503960-0695](#) [101B-TAA0-R](#) [101D-TAAA-R01](#) [101D-TAAB-R01](#) [104D-TCA0-R06](#)