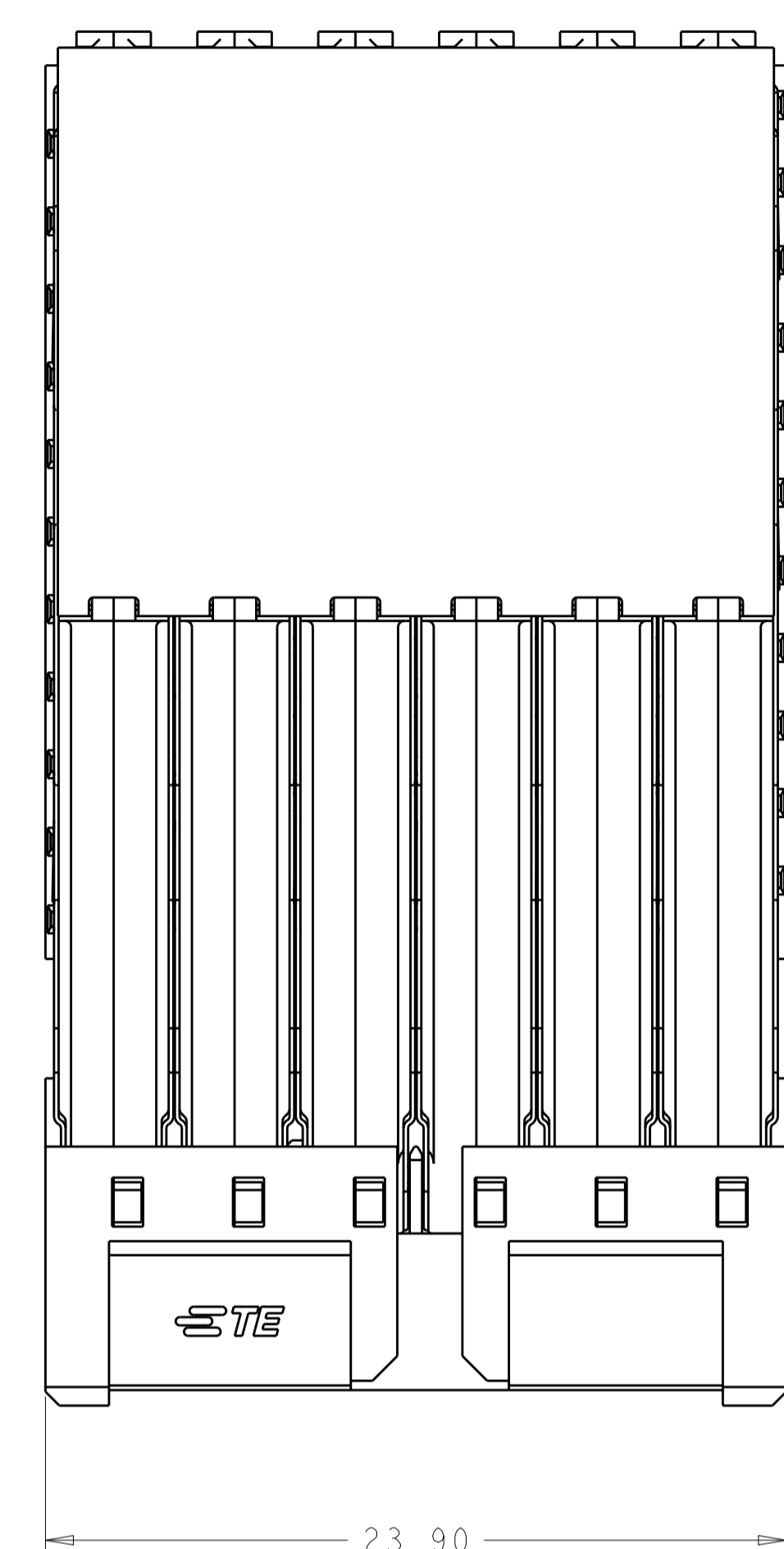
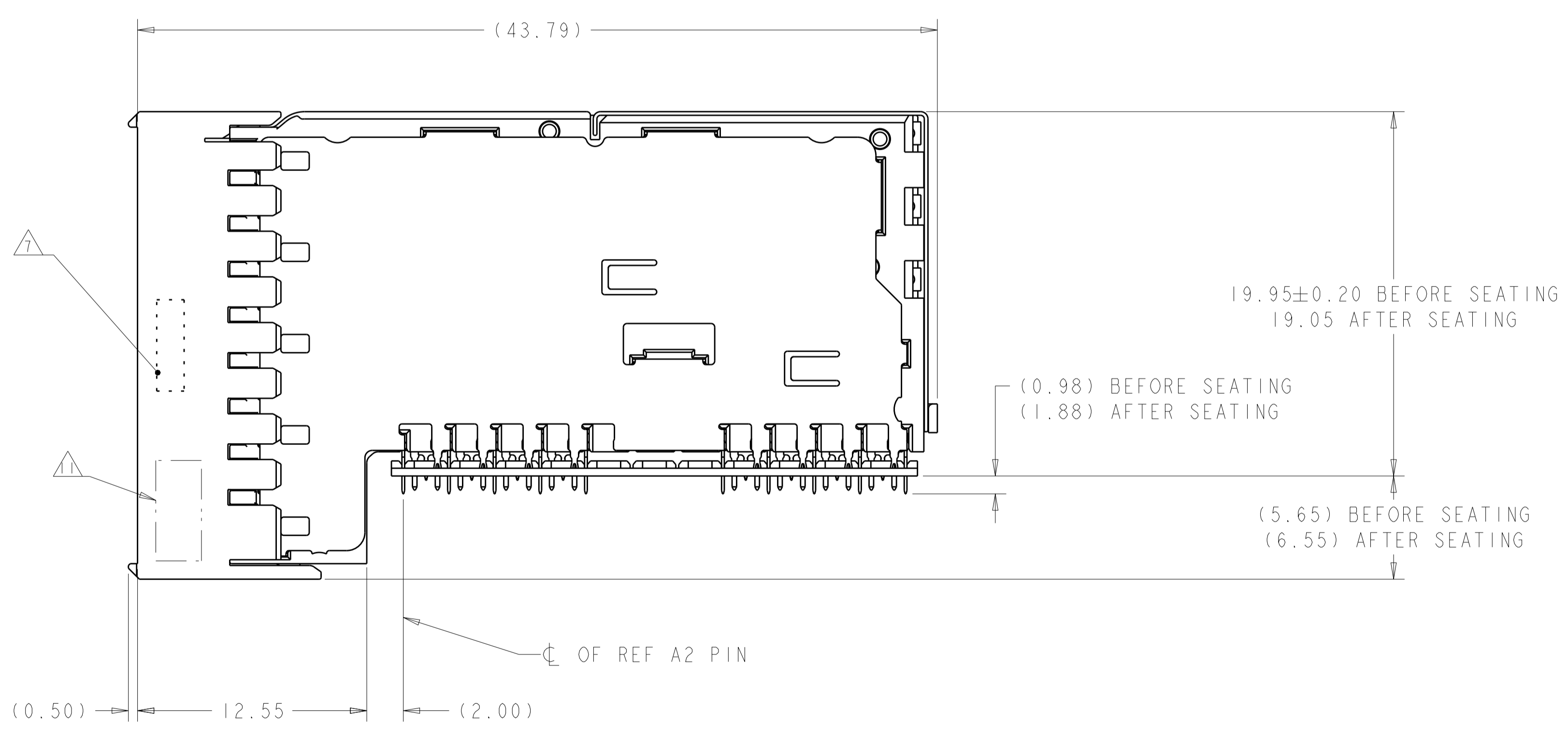
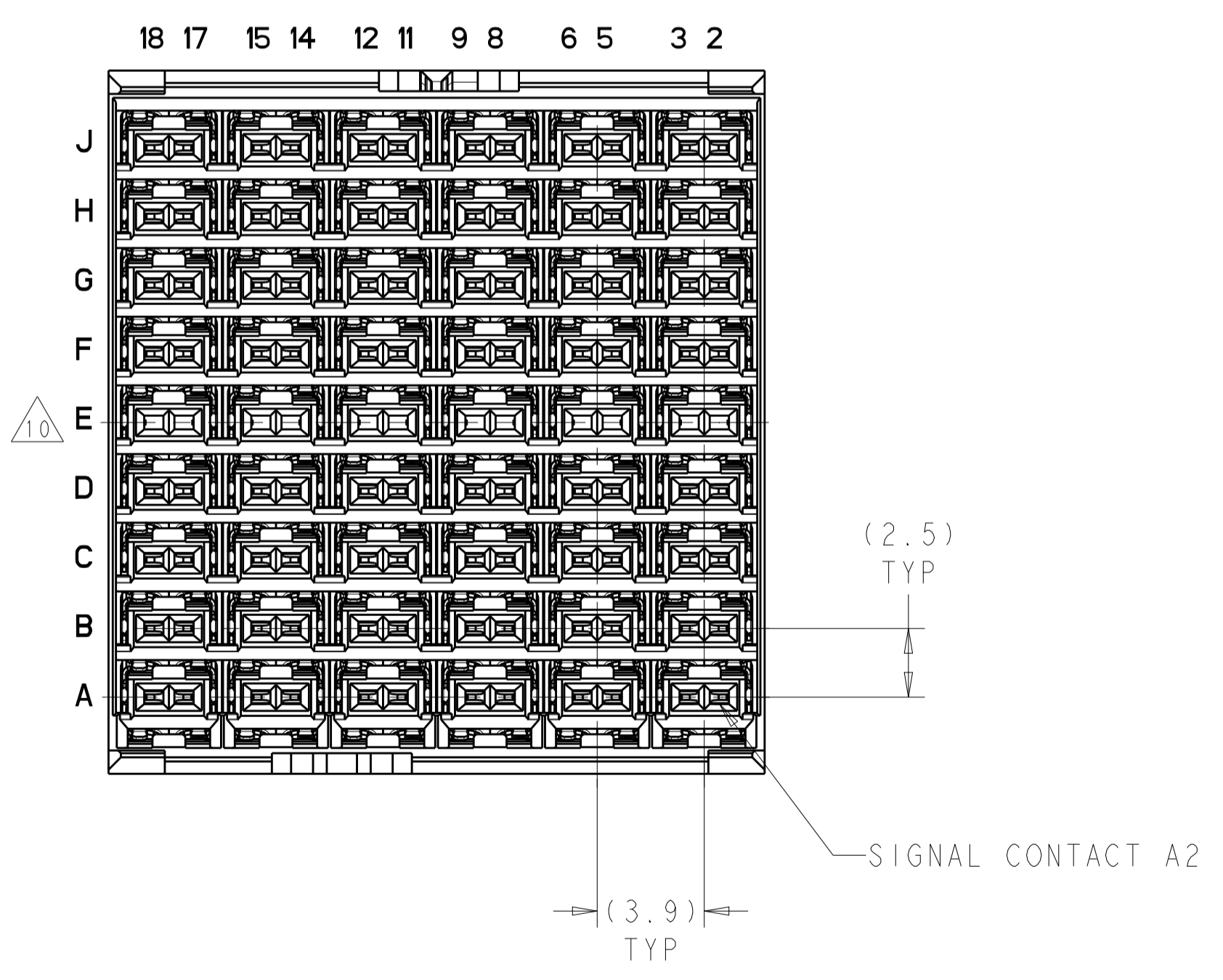


LOC		DIST		REVISIONS			
P	LTN	DESCRIPTION	DATE	DMN	APVD		
B		REVISED PER ECO-16-007341	16MAY2016	AP	RP		
C		REVISED PER ECO-17-003153	14MAR2017	AP	RP		



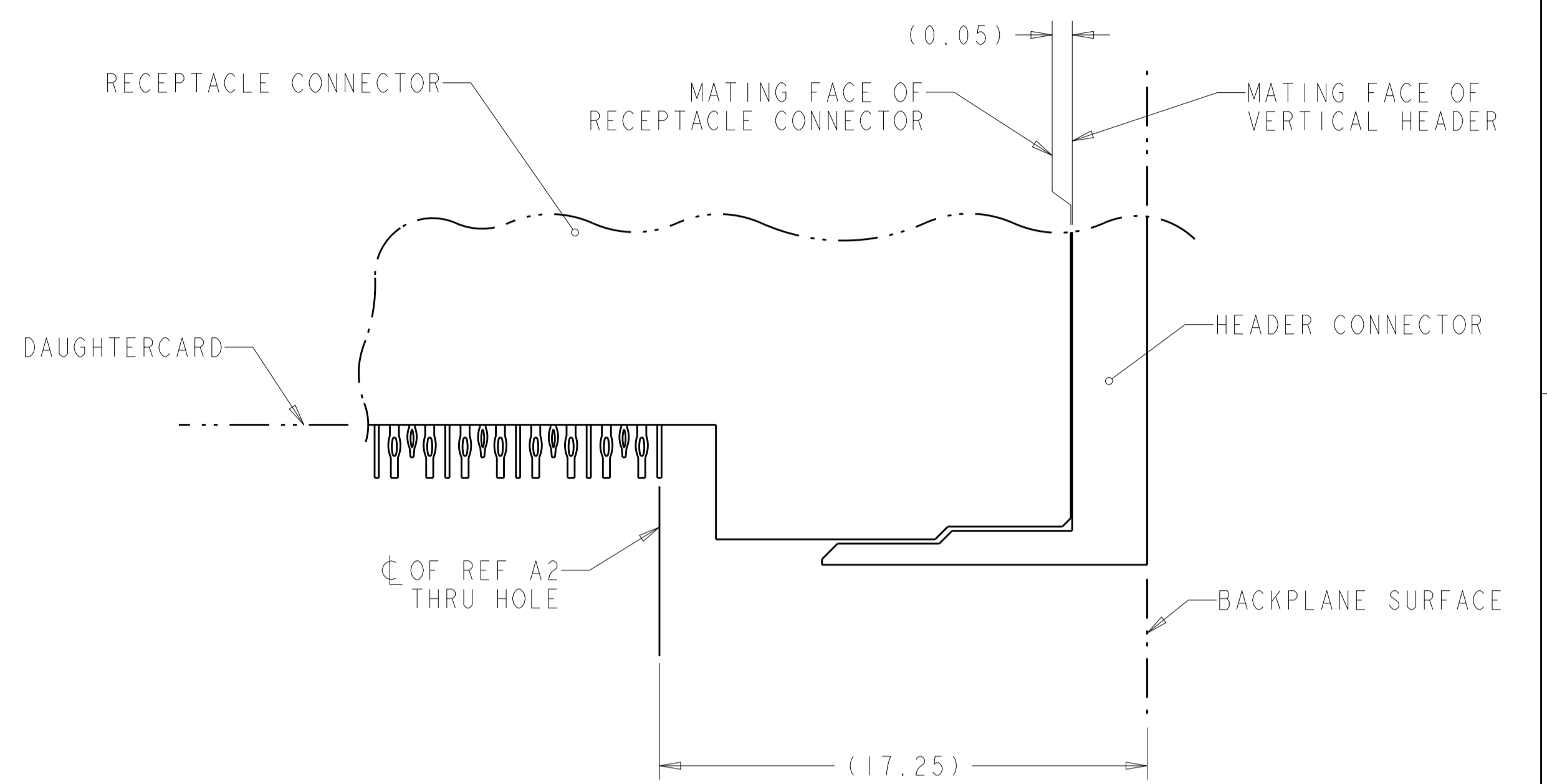
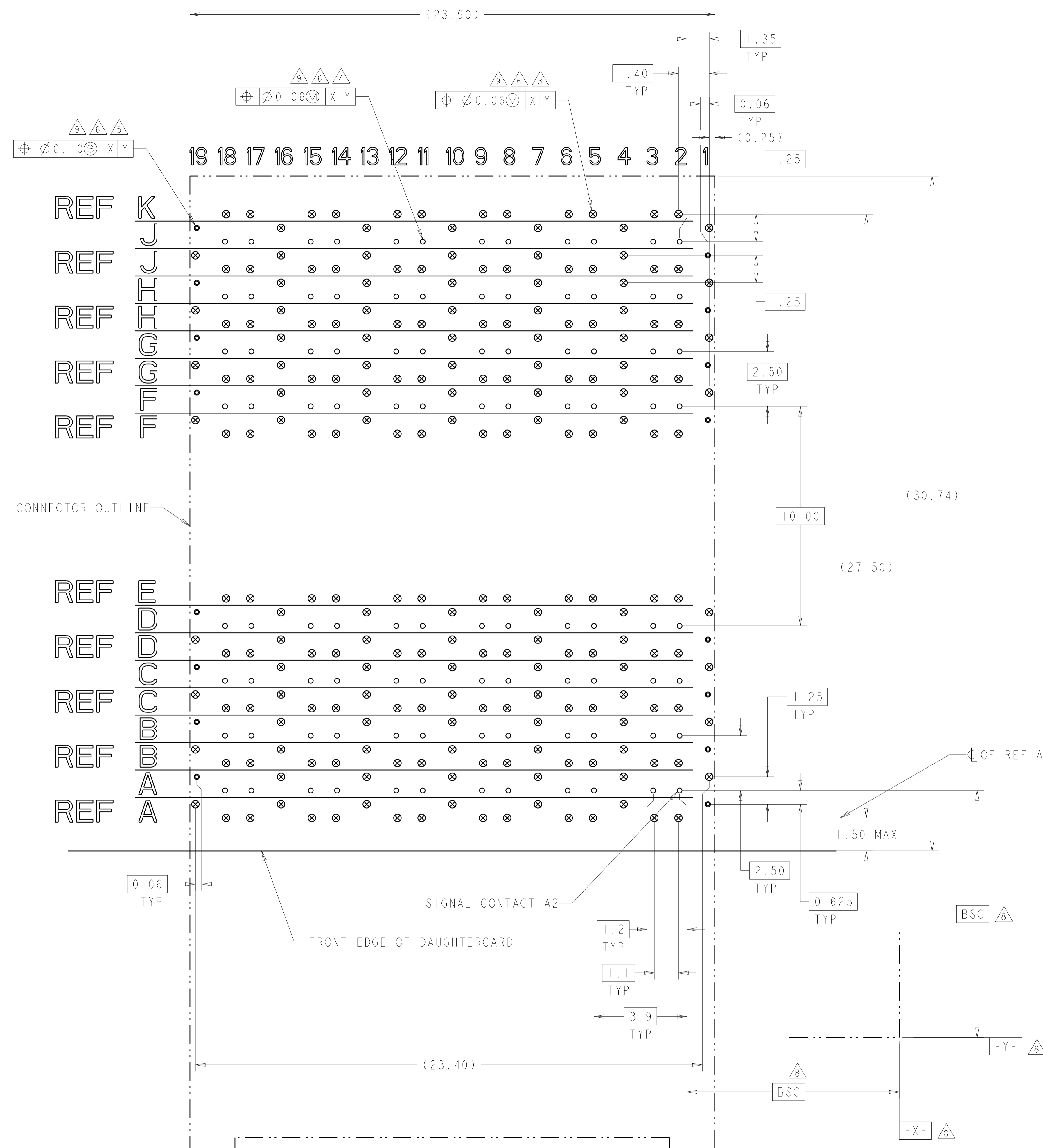
- 1 MATERIAL:  
 CONTACTS AND SHIELDS - COPPER ALLOY  
 ORGANIZER - STAINLESS STEEL  
 HOUSING, GROUND SHELLS, AND PIN SPACER - THERMOPLASTIC, UL 94V-0, BLACK
- 2 FINISH:  
 - CONFORMS TO THE REQUIREMENTS OF TE PRODUCT SPECIFICATION 108-32021  
 BASED ON TELCORDIA GR-1217-CORE FOR SYSTEM QUALITY LEVEL III,  
 APPLICATIONS IN CONTROLLED ENVIRONMENTS (CENTRAL OFFICE).  
 - COMPLIANT PIN AREA: 0.5µm MIN MATTE TIN.
- 3 GROUND PLATED THRU HOLE REQUIREMENTS:  
 FINISHED HOLE =  $\varnothing 0.34 \pm 0.05$   
 HOLE SIZE PRIOR TO PLATING =  $\varnothing 0.420 \pm 0.025$   
 COPPER THICKNESS = 0.025 MIN  
 IMMERSION TIN IF APPLICABLE = 0.00095 REF
- 4 SIGNAL PLATED THRU HOLE REQUIREMENTS:  
 FINISHED HOLE =  $\varnothing 0.24 \pm 0.04$   
 HOLE SIZE PRIOR TO PLATING =  $\varnothing 0.320 \pm 0.025$   
 COPPER THICKNESS = 0.025 MIN  
 IMMERSION TIN IF APPLICABLE = 0.00095 REF
- 5 SI VIA PLATED THRU HOLE REQUIREMENTS:  
 HOLE SIZE PRIOR TO PLATING =  $0.300 \pm 0.025$   
 COPPER THICKNESS = MIN REQUIRED TO MEET REQUIRED ELECTRICAL PERFORMANCE
- 6 SI VIAS & SIGNAL HOLES:  
 PTH DIMENSIONS APPLY TO THE TOP 1.00mm OF THE PCB THICKNESS FROM THE  
 CONNECTOR MOUNTING SIDE.  
 GROUND HOLES:  
 PTH DIMENSIONS APPLY TO THE TOP 1.25mm OF THE PCB THICKNESS FROM THE  
 CONNECTOR MOUNTING SIDE.
- 7 CONNECTOR MARKED WITH PART NUMBER, DATE CODE, AND "100 OHM" IN  
 APPROXIMATE AREA SHOWN.
- 8 DATUMS AND BASIC DIMENSIONS ESTABLISHED BY CUSTOMER
- 9 APPLIES TO FINISHED HOLE DIAMETER.
- 10 NO SIGNAL CONTACTS IN ROW E.
- 11 DATAMATRIX BARCODE MARKING IN THIS AREA.



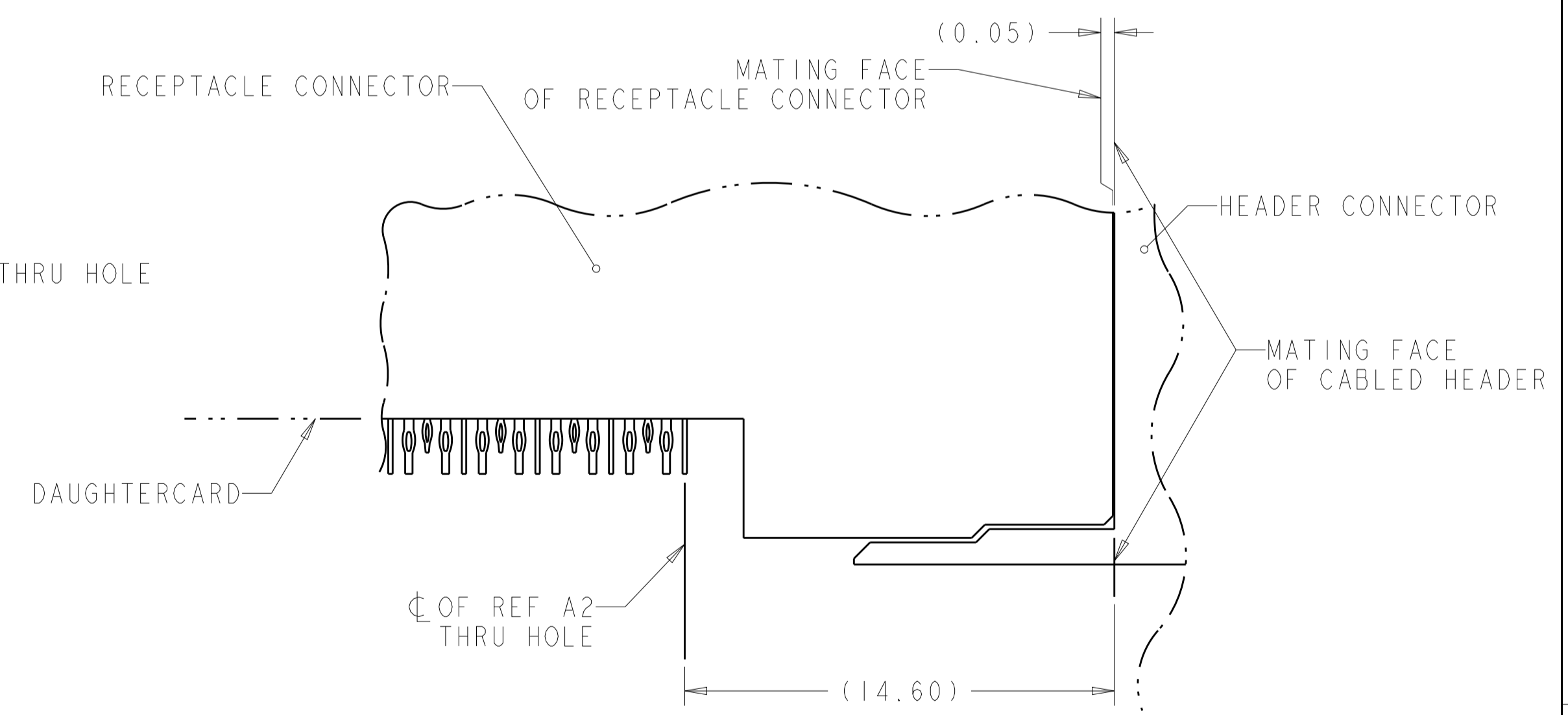
2187194-1  
 PART NO

THIS DRAWING IS A CONTROLLED DOCUMENT.		DMN S. WELDON 04NOV2011	TE Connectivity
DIMENSIONS: mm		CHK W. DAVIS 04NOV2011	
TOLERANCES UNLESS OTHERWISE SPECIFIED:		APVD S. FLICKINGER 08OCT2013	NAME R/A RECEPTACLE ASSEMBLY, 100 OHM 9 PAIR, 6 COLUMN, ROW E SKIPPED, PAIR-IN-ROW, STRADA WHISPER
0 PLC ± 1 PLC ±0.13 2 PLC ± 3 PLC ± 4 PLC ± ANGLES ±		PRODUCT SPEC 108-32021	
MATERIAL FINISH		APPLICATION SPEC 114-32029	RESTRICTED TO
1		WEIGHT	SIZE A1
2		CUSTOMER DRAWING	CAGE CODE DRAWING NO. 00779 C=2187194
		SCALE 5:1	SHEET 1 OF 2 REV C

LOC		DIST		REVISIONS			
P	LTN	DESCRIPTION	DATE	OWN	APVD		
-	-	SEE SHEET 1	-	-	-	-	-



MIDPLANE APPLICATION  
MATED ASSEMBLY (PARTIAL VIEW)  
SCALE 6:1



CABLED HEADER APPLICATION  
MATED ASSEMBLY (PARTIAL VIEW)  
SCALE 6:1

- = SIGNAL
- ⊗ = GROUND
- ⊙ = SIGNAL INTEGRITY VIA TO GROUND

RECOMMENDED PCB LAYOUT  
SINGLE CONNECTOR  
COMPONENT SIDE SHOWN  
SCALE 10:1

THIS DRAWING IS A CONTROLLED DOCUMENT.		OWN S. WELDON 04NOV2011	TE Connectivity
DIMENSIONS: mm		CHK W. DAVIS 04NOV2011	
TOLERANCES UNLESS OTHERWISE SPECIFIED:		APVD S. FLICKINGER 08OCT2013	NAME R/A RECEPTACLE ASSEMBLY, 100 OHM
0 PLC ±		PRODUCT SPEC 108-32021	9 PAIR, 6 COLUMN, ROW E SKIPPED,
1 PLC ±0.13		APPLICATION SPEC 114-32029	PAIR-IN-ROW, STRADA WHISPER
2 PLC ±		SIZE 114-32029	RESTRICTED TO
3 PLC ±		WEIGHT	A1 00779 C=2187194
4 PLC ±		CUSTOMER DRAWING	SCALE 5:1 SHEET 2 OF 2 REV C
ANGLES			
FINISH			

## X-ON Electronics

Largest Supplier of Electrical and Electronic Components

*Click to view similar products for [High Speed/Modular Connectors](#) category:*

*Click to view products by [TE Connectivity](#) manufacturer:*

Other Similar products are found below :

[650827-1](#) [74040-1346](#) [1410191-1](#) [1410368-3](#) [1410964-2](#) [1410326-3](#) [1410367-3](#) [1410971-4](#) [1467833-1](#) [2000877-1](#) [2000878-1](#) [2041314-1](#)  
[2065387-1](#) [2187307-1](#) [163P](#) [1934290-1](#) [2000875-1](#) [2065917-1](#) [2102736-2](#) [FSR-40](#) [2169868-2](#) [22354-8](#) [437-5040-000](#) [5-1393565-0](#) [039-](#)  
[0246-000](#) [0740618502](#) [0761601016](#) [0784461022](#) [10123159-12ELF](#) [030-2415-003/100 PK](#) [030-7380-004](#) [030-2494-001](#) [532939-1](#) [5532901-](#)  
[3](#) [3-1469268-7](#) [74748-102LF](#) [10041743-101LF](#) [10066670-100002LF](#) [1-533915-1](#) [249-4515-000](#) [7-1469373-3](#) [DL2-2J/S](#) [2000713-8](#)  
[2000713-7](#) [10124313-101LF](#) [3011-21](#) [757105208](#) [430305-001](#) [4395800100](#) [8140115](#)