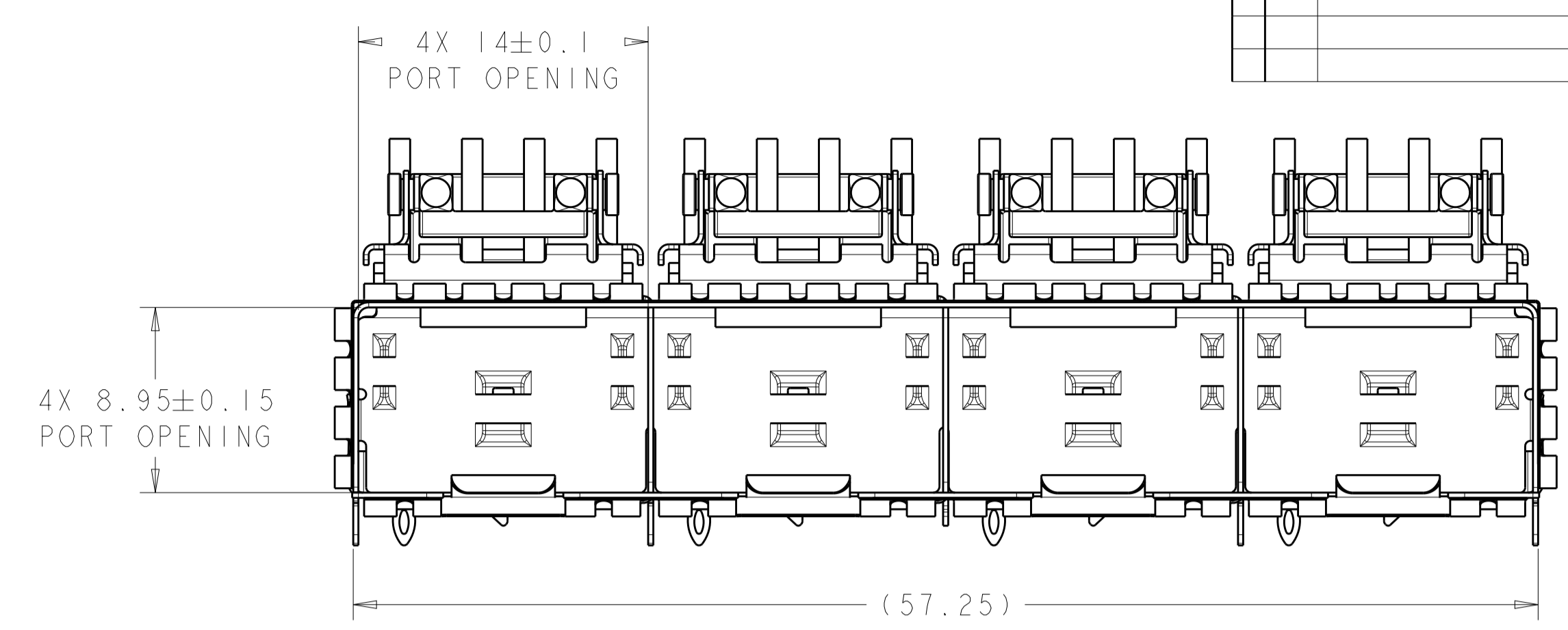
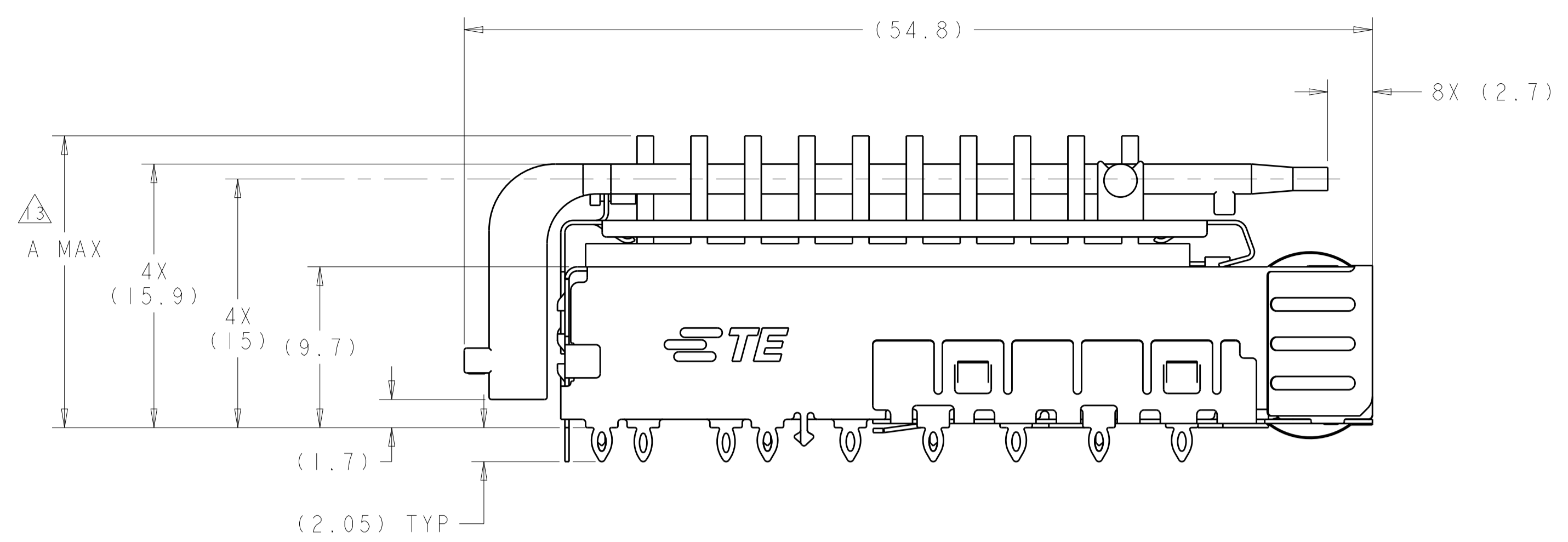
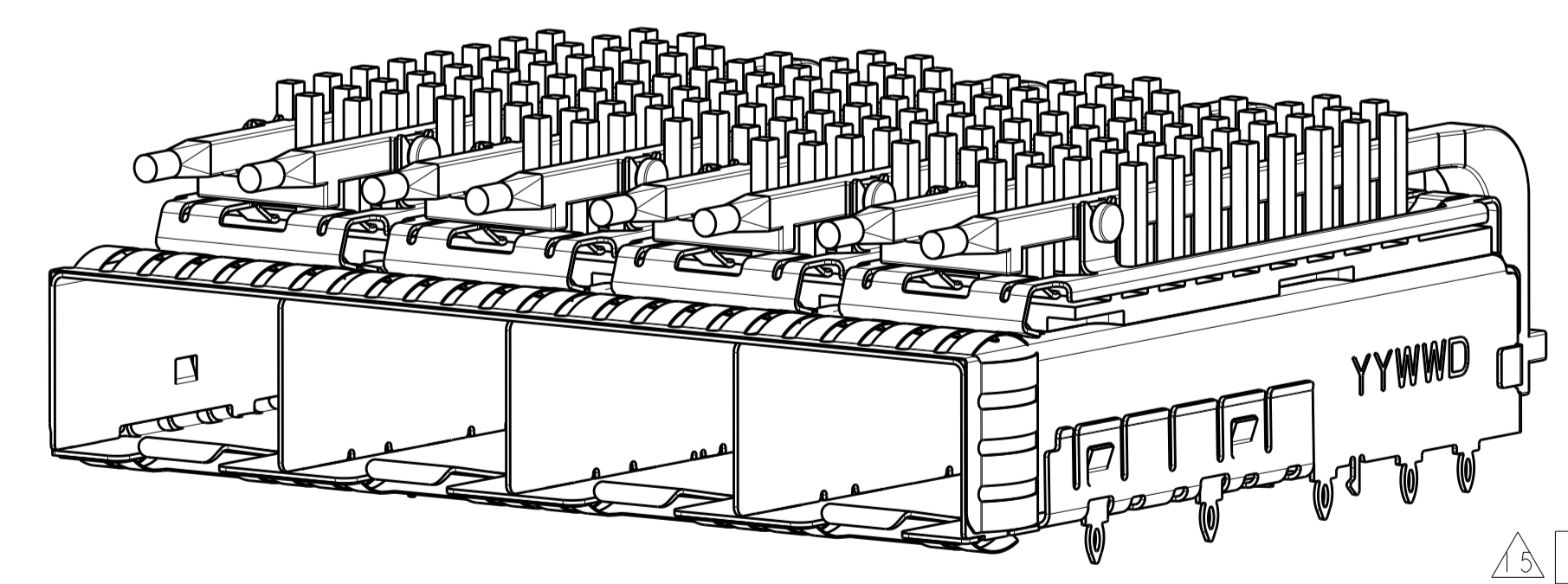
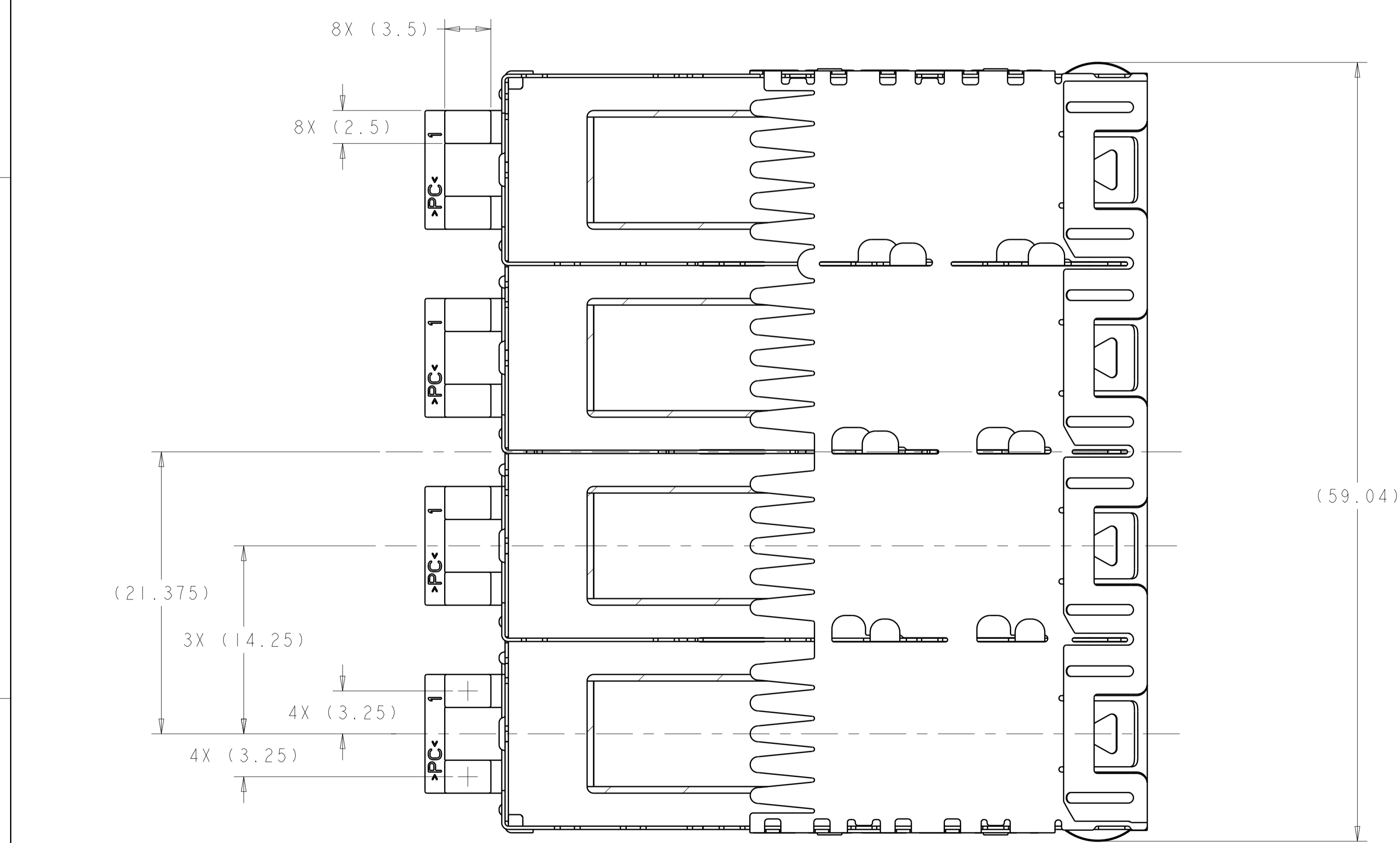


LOC		DIST		REVISONS				
P	LTN	DATE	DMN	APVD	DESCRIPTION	DATE	DMN	APVD
I		15NOV2011	BMM	MRS	ORIGINAL			



- 1 MATERIAL:  
 CAGE ASSEMBLY: 0.25mm THICK NICKEL SILVER ALLOY  
 HEATSINK/LIGHTPIPE CLIP: STAINLESS STEEL  
 LIGHTPIPE: POLYCARBONATE, CLEAR  
 HEATSINK: ALUMINUM
- 2 FINISH:  
 SPRINGS: MINIMUM OF 0.8um TIN PLATE OVER A MINIMUM OF 0.8um NICKEL UNDERPLATE.  
 NON-PLATED EDGES PERMISSIBLE.  
 HEATSINK/LIGHTPIPE CLIP: PASSIVATE.  
 HEATSINK: ELECTROLESS NICKEL.
- 3 PADS AND VIAS CHASSIS GROUND.
- 4 DATUM AND BASIC DIMENSION ESTABLISHED BY CUSTOMER.
- 5. MATES WITH SFP MSA COMPLIANT TRANSCEIVERS.
- 6. INTERPRETATION OF DATUM REFERENCE FRAME IN ACCORDANCE WITH SECT 4.4.1.1 OF ASME Y14.5M-1994.
- 7 REFERENCE APPLICATION SPEC. 114-13120, HOLE A, FOR RECOMMENDED DRILL HOLE DIAMETER AND PLATING THICKNESS.
- 8 REFERENCE APPLICATION SPEC. 114-13120, HOLE B, FOR RECOMMENDED DRILL HOLE DIAMETER AND PLATING THICKNESS.
- 9 HOLE PATTERN REPEATS FOR EACH PORT. SPACING BETWEEN PORTS IS 14.25mm.
- 10 MINIMUM PC BOARD THICKNESS:  
 SINGLE SIDED = 1.50mm  
 DOUBLE SIDED = 2.25mm
- 11. CERTAIN MATING TRANSCEIVERS MAY REQUIRE ADDITIONAL PCB THICKNESS THAT WOULD BE DETERMINED BY THE CUSTOMER.
- 12. PRODUCT COMPLIES WITH SPECIFICATION SFF-8433 IMPROVED PLUGGABLE FORM FACTOR FOR SFP+ GANGED CAGES.
- 13 DIMENSION APPLIES PRIOR TO INSERTION OF SFP MODULE
- 14 HEATSINK, HEATSINK CLIP, AND LIGHTPIPE SHIPPED UNASSEMBLED TO CAGE ASSEMBLY. CAGE ASSEMBLY TO BE PRESSED INTO PCB PRIOR TO ATTACHING HEATSINK, HEATSINK CLIP, AND LIGHTPIPE TO THE CAGE ASSEMBLY.
- 15 PACKAGED AS A COMPLETE ASSEMBLY.



2198233  
 FINISHED ASSEMBLY  
 SCALE 3:1

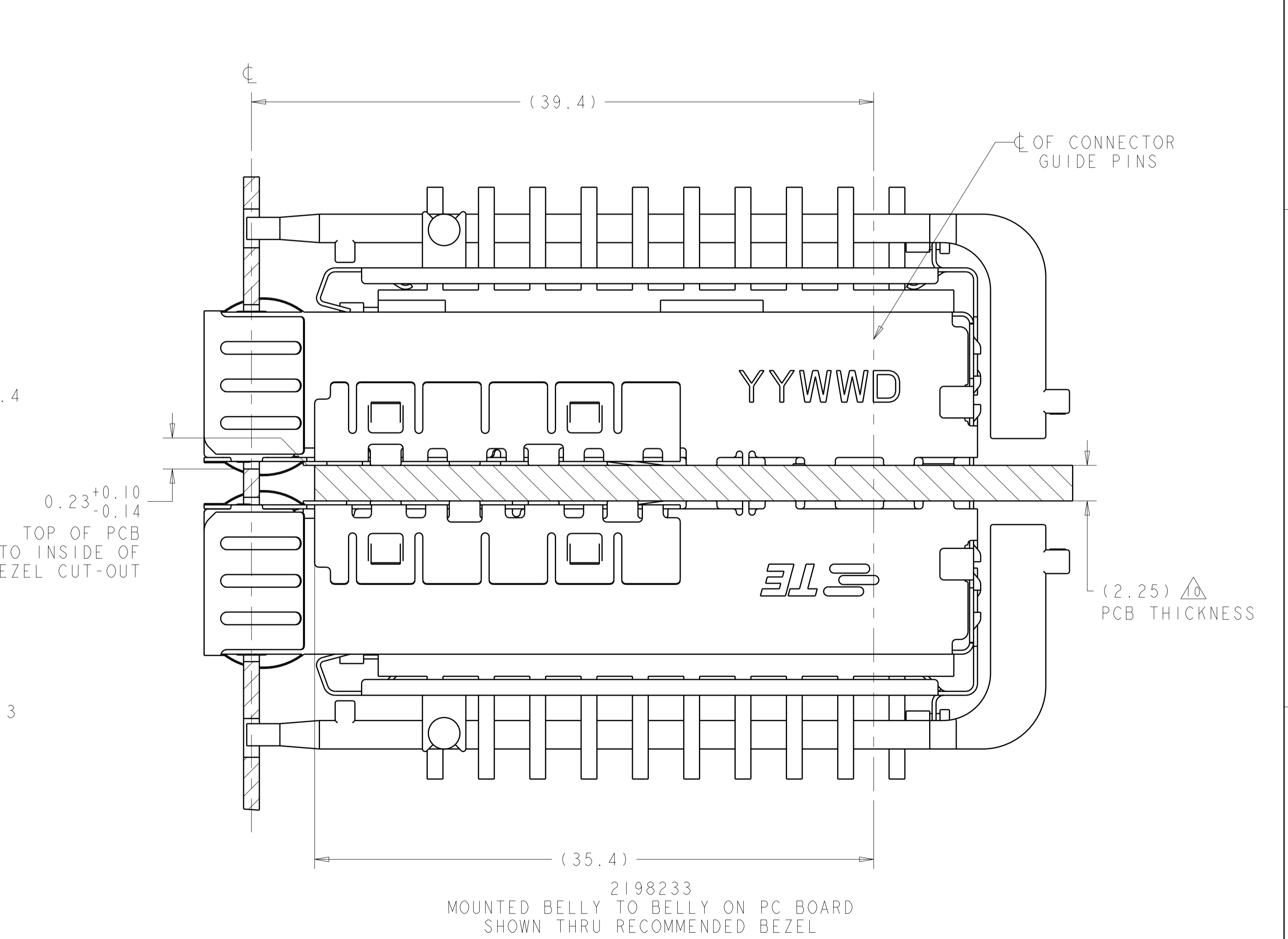
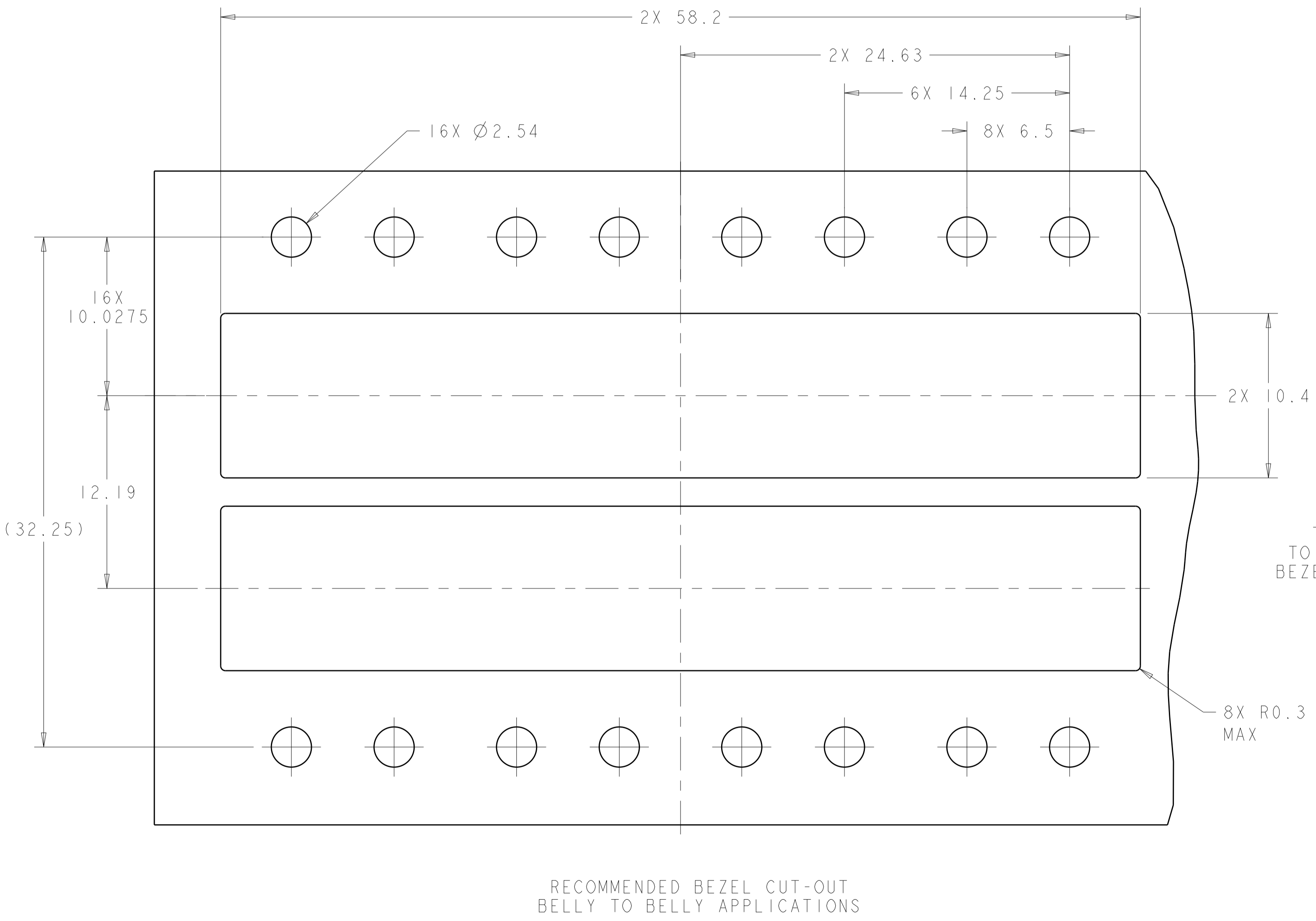
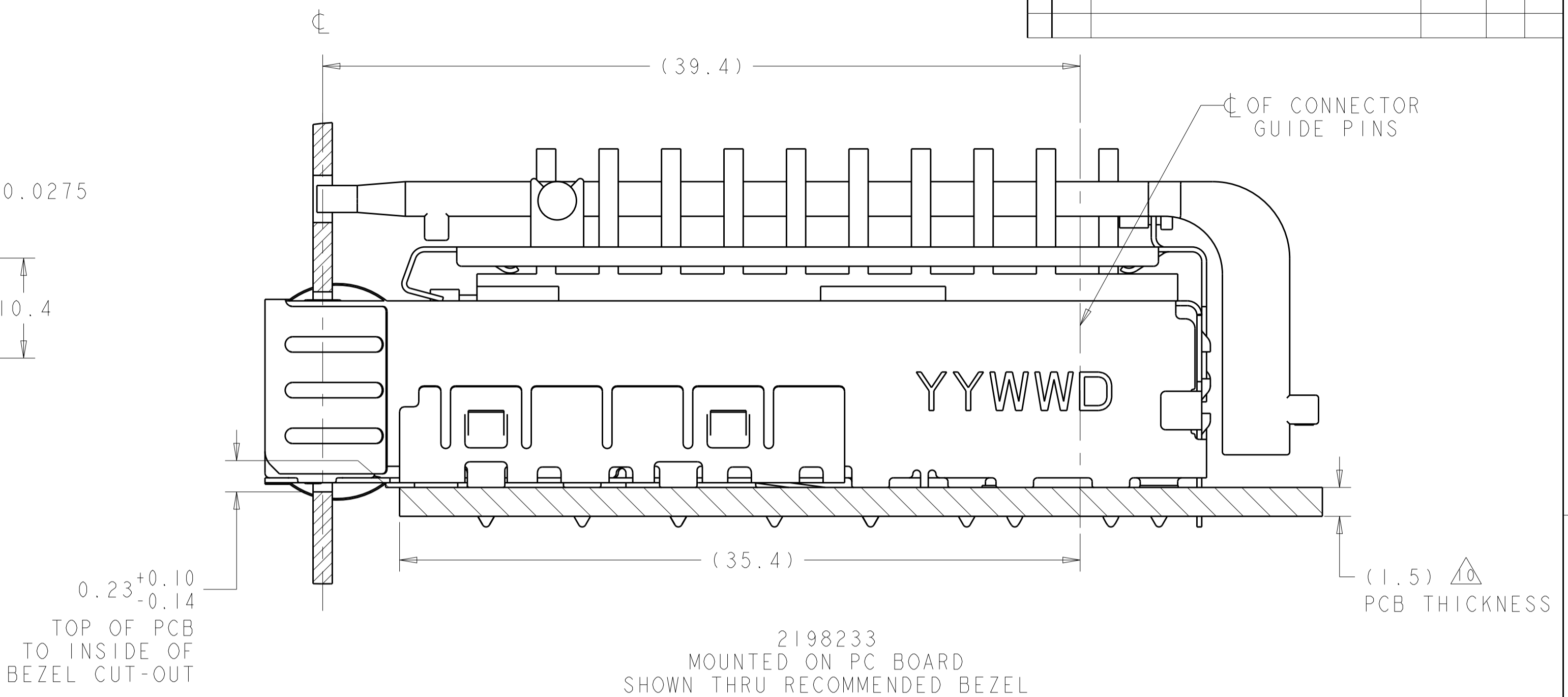
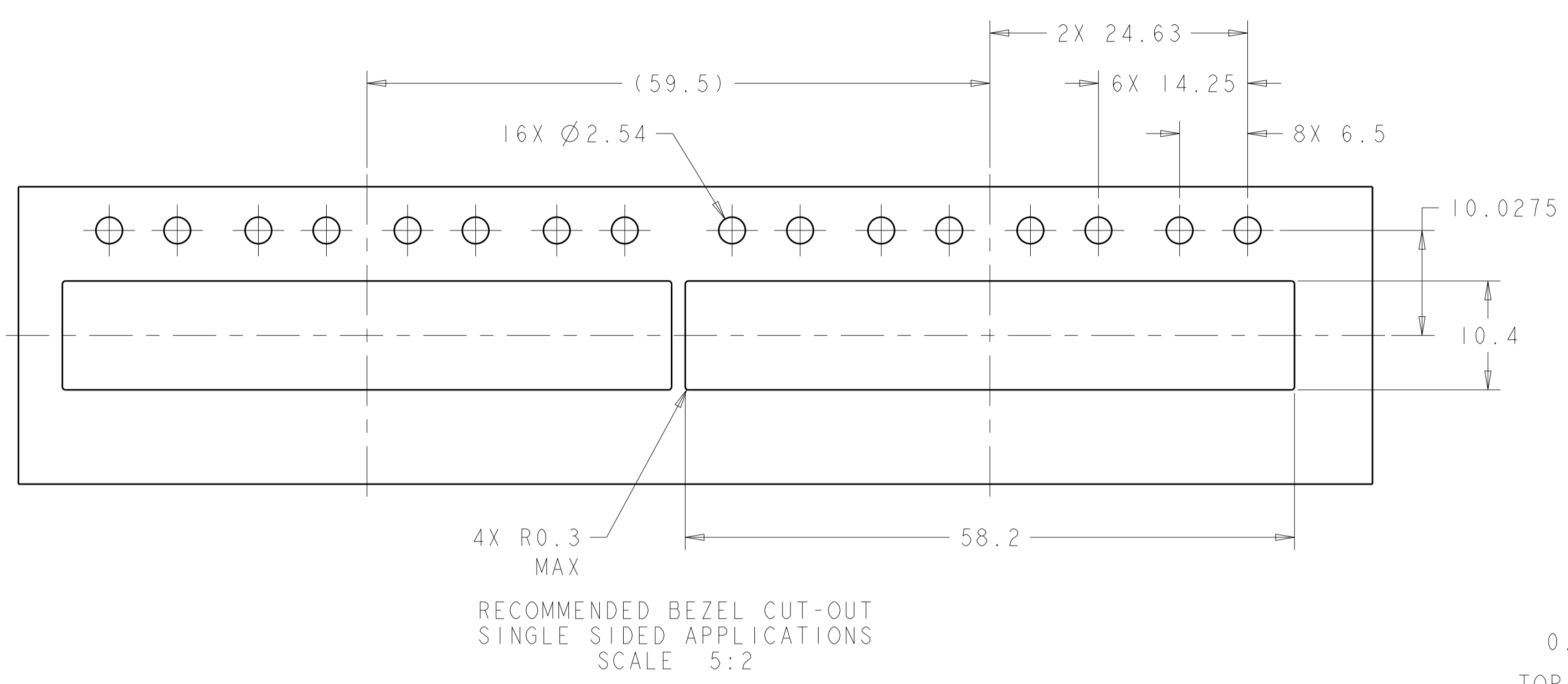
22.5	NETWORKING, TALL	2198233-4
18.1	NETWORKING, SHORT	2198233-3
15.5	SAN	2198233-2
13.2	PCI	2198233-1
A MAX	APPLICATION	PART NUMBER

THIS DRAWING IS A CONTROLLED DOCUMENT.		DMN: B. MATTHEWS 15NOV2011	TE Connectivity
DIMENSIONS: mm		CHK: M. SCHMITT 15NOV2011	
TOLERANCES UNLESS OTHERWISE SPECIFIED:		APVD: M. SCHMITT 15NOV2011	NAME: SFP+ ENHANCED 1X4 CAGE ASSEMBLY, PRESS FIT, EXTERNAL EMI SPRINGS WITH HEATSINK AND LIGHTPIPE PRODUCT SPEC: 108-2364 APPLICATION SPEC: 114-13120
0 PLC ±0.1 1 PLC ±0.1 2 PLC ±0.1 3 PLC ±0.1 4 PLC ±0.1 ANGLES ±1°		WEIGHT: - Customer Drawing	
MATERIAL:		FINISH:	SIZE: A1 CAGE CODE: 00779 DRAWING NO: 2198233 SCALE: 4:1 SHEET 1 OF 4 REV: A1

LOC	DIST	REV	DATE	BY	APPV
GP	00				

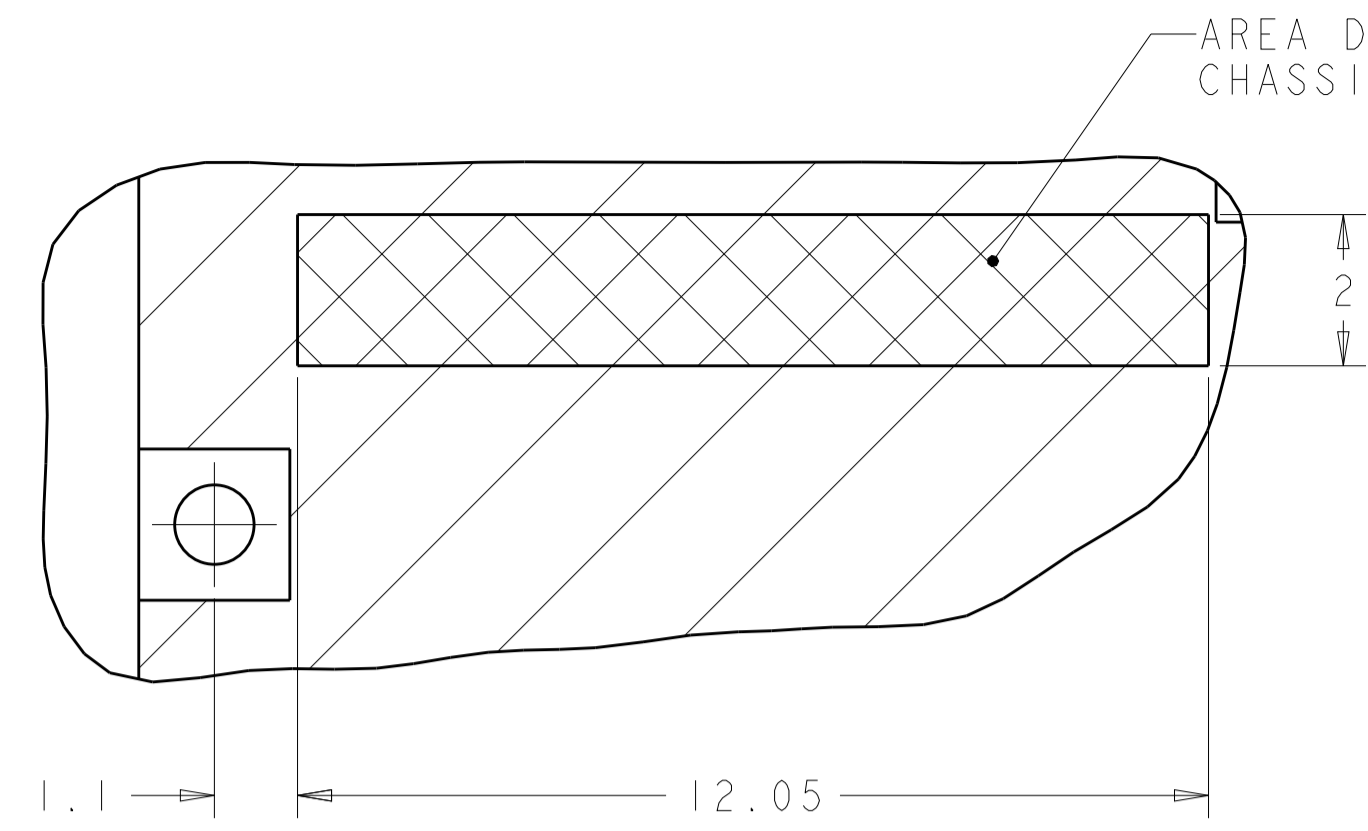
  

REVISIONS		DATE	BY	APPV
-	SEE SHEET 1	-	-	-

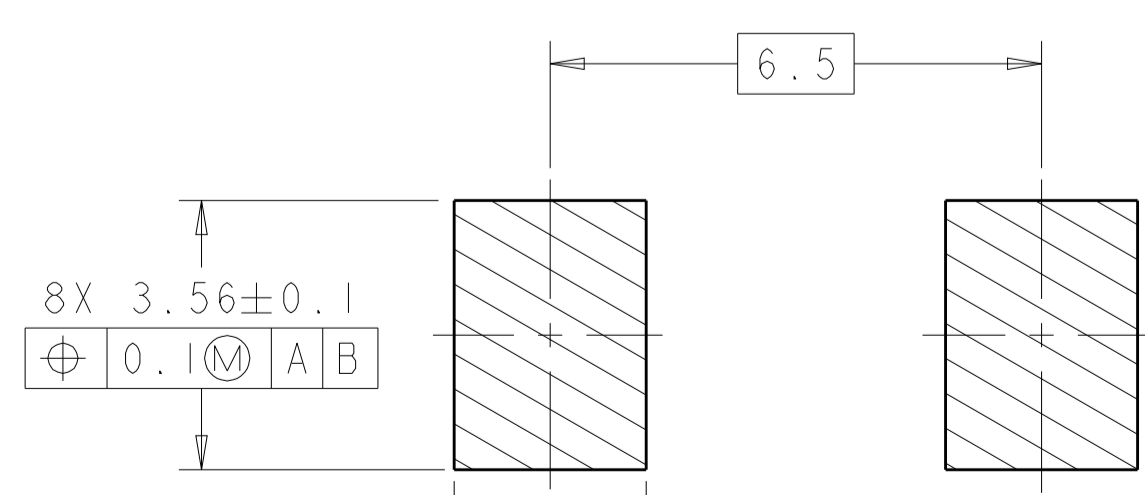
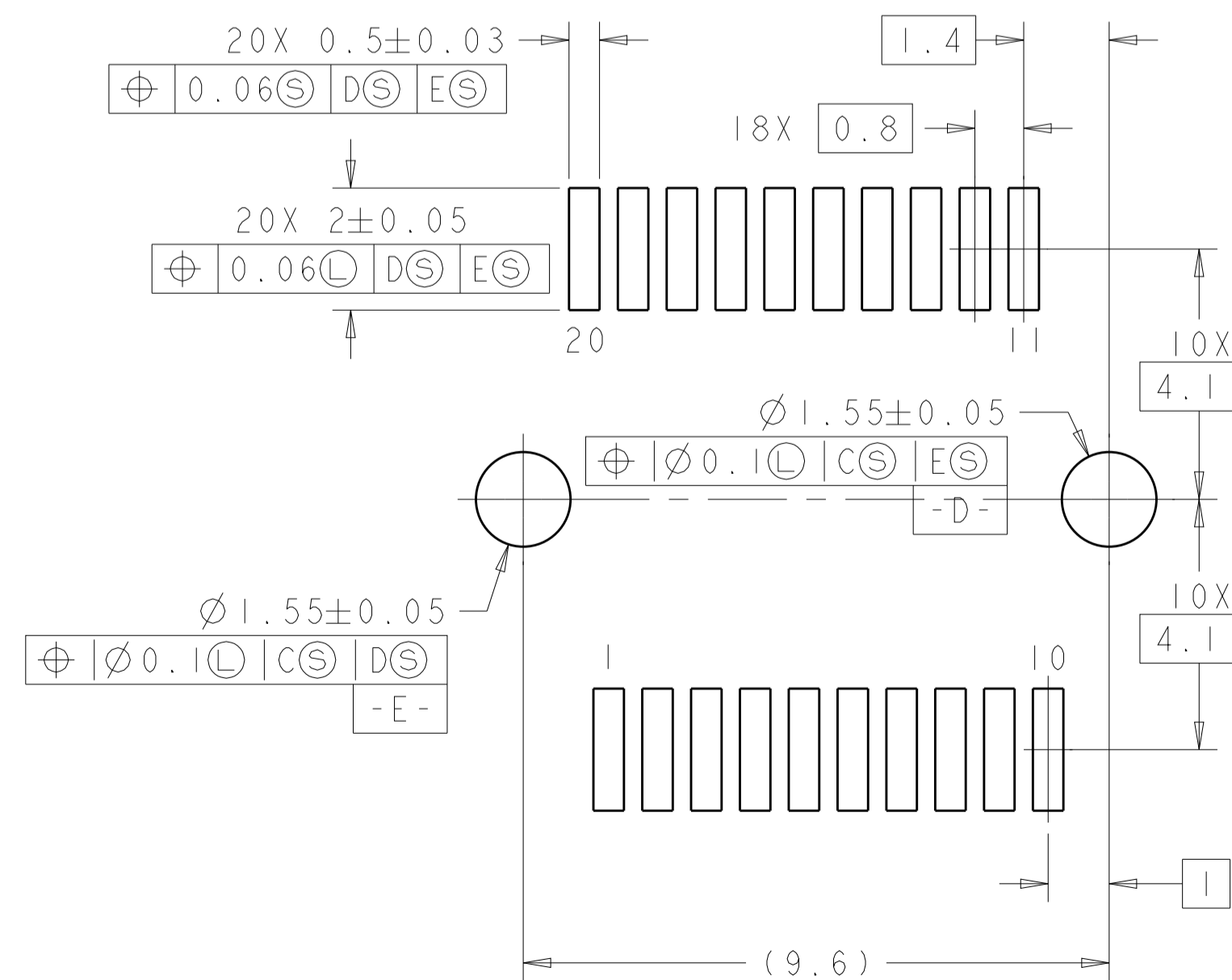
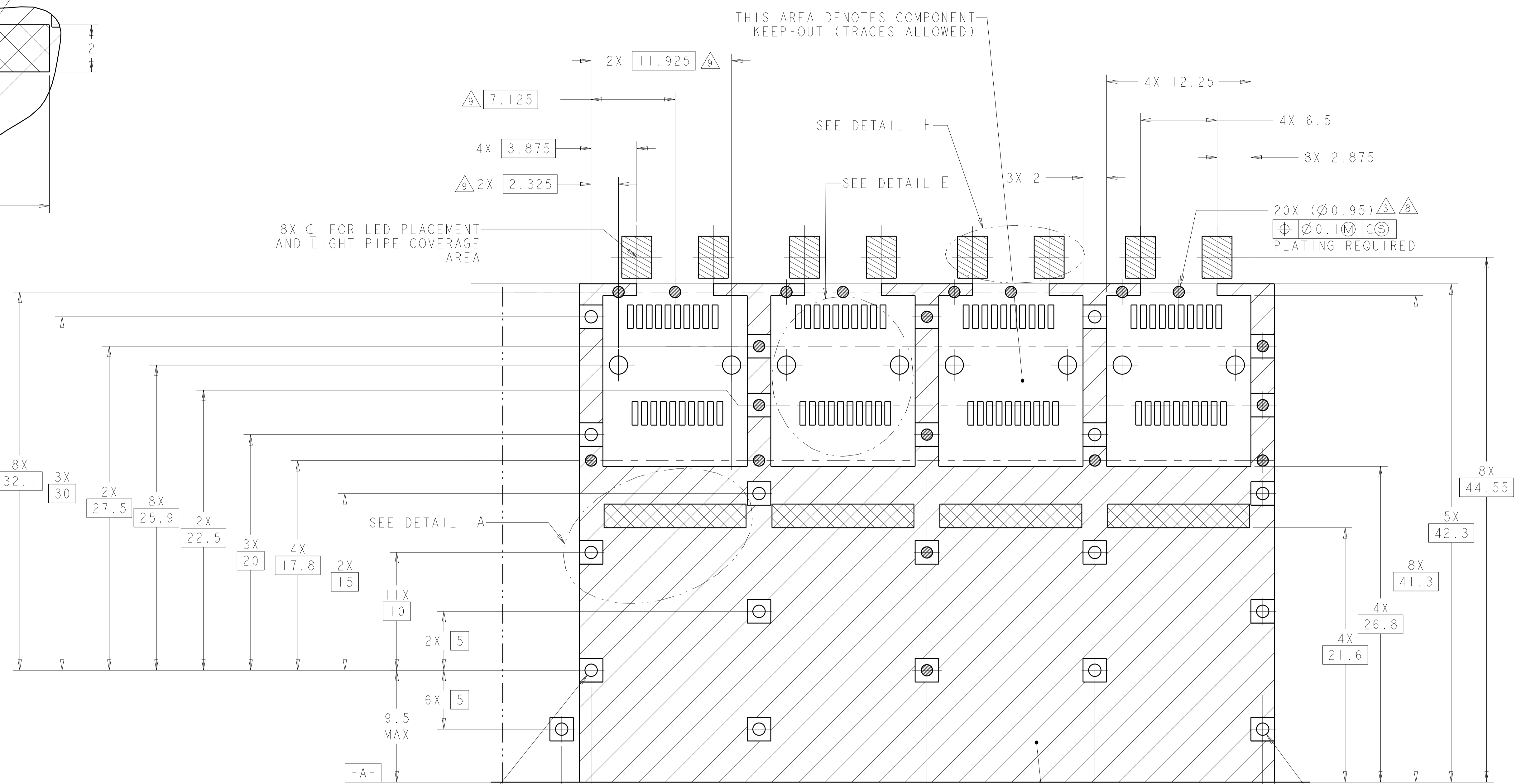


THIS DRAWING IS A CONTROLLED DOCUMENT.		OWN: B. MATTHEWS 15NOV2011	TE Connectivity
DIMENSIONS: mm		CHK: M. SCHMITT 15NOV2011	
TOLERANCES UNLESS OTHERWISE SPECIFIED:		APVD: M. SCHMITT 15NOV2011	NAME: SFP+ ENHANCED 1X4 CAGE ASSEMBLY, PRESS FIT, EXTERNAL EMI SPRINGS WITH HEATSINK AND LIGHTPIPE PRODUCT SPEC: 108-2364 APPLICATION SPEC: 114-13120
0 PLC ±0.1 1 PLC ±0.1 2 PLC ±0.1 3 PLC ±0.1 4 PLC ±0.1 ANGLES ±1°		SIZE: 114-13120 WEIGHT: - MATERIAL: - FINISH: -	
MATERIAL: -		Customer Drawing	RESTRICTED TO: - SCALE: 4:1 SHEET 2 OF 4 REV: A1

LOC		DIST		REVISIONS			
GP	00	P	LTN	DESCRIPTION	DATE	DWN	APVD
				SEE SHEET 1			



DETAIL A  
 4X INDIVIDUALLY  
 SCALE 10:1



RECOMMENDED PCB CONFIGURATION WITH KEEP-OUT AREAS SINGLE SIDED APPLICATIONS SCALE 5:1

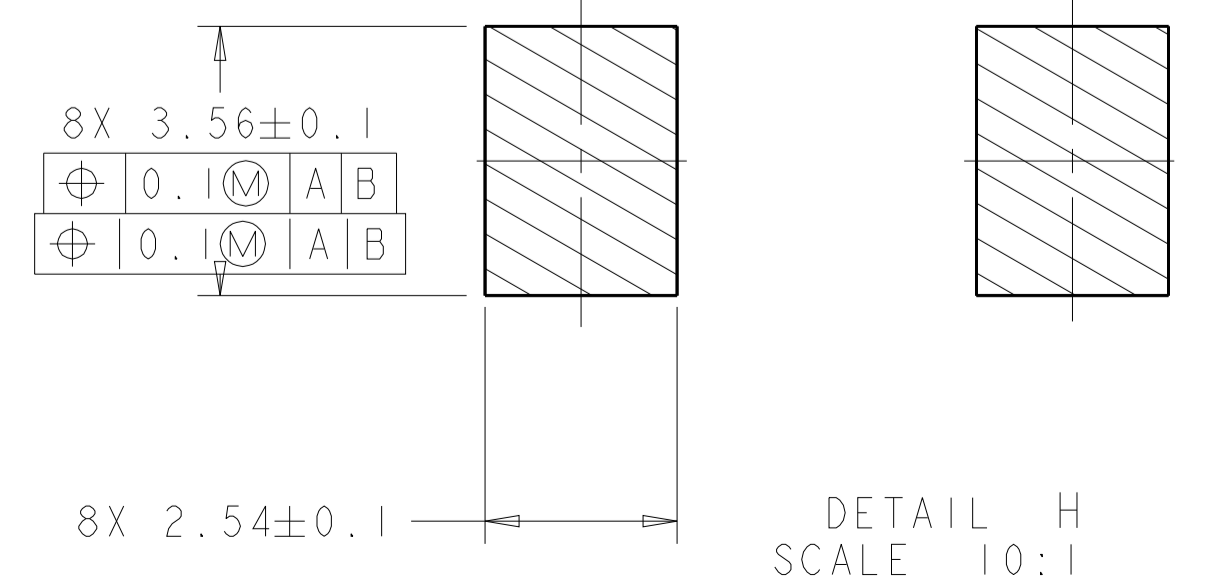
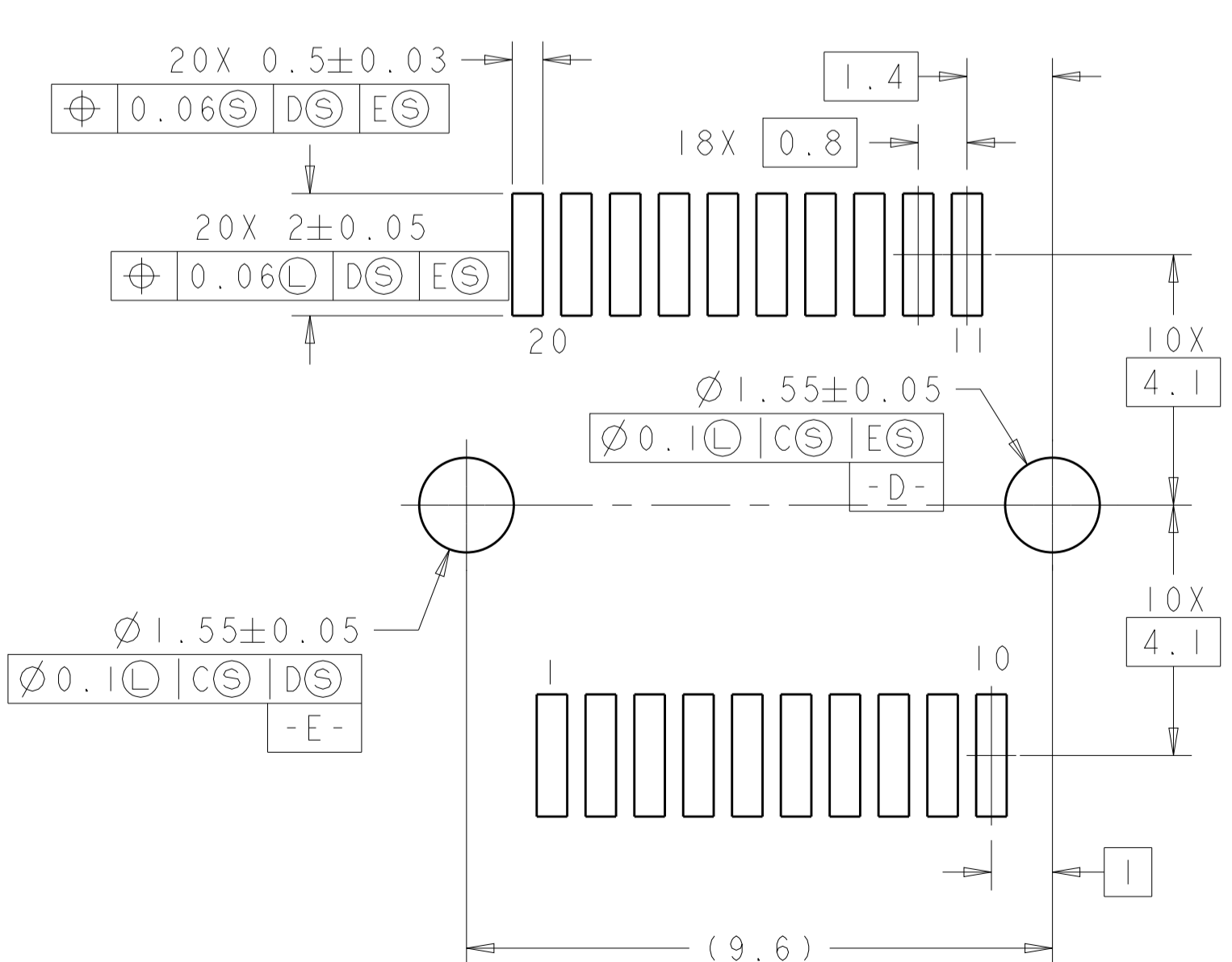
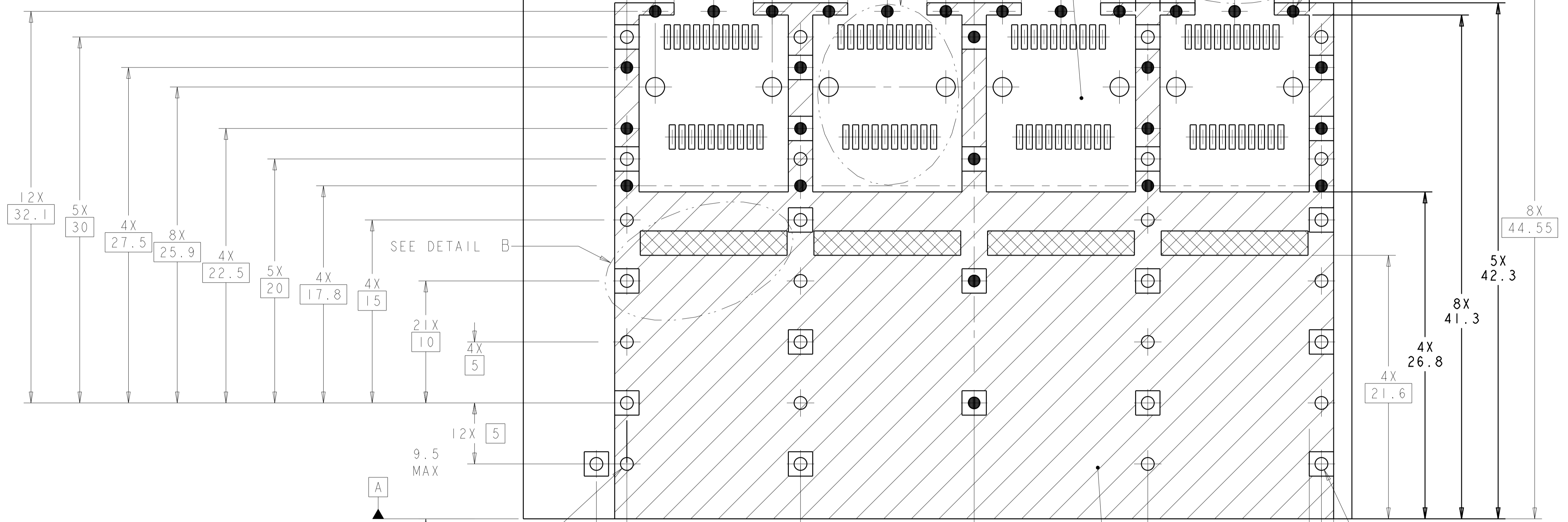
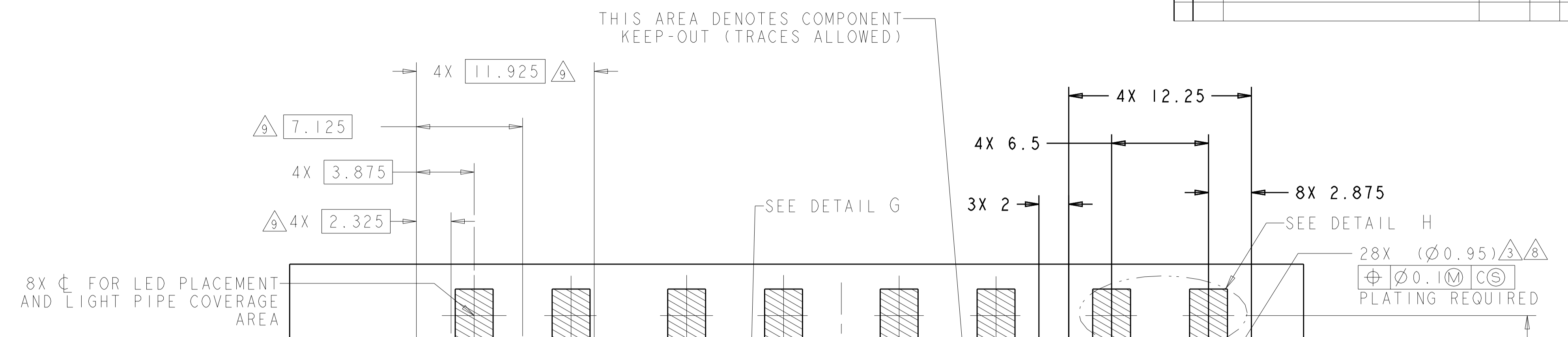
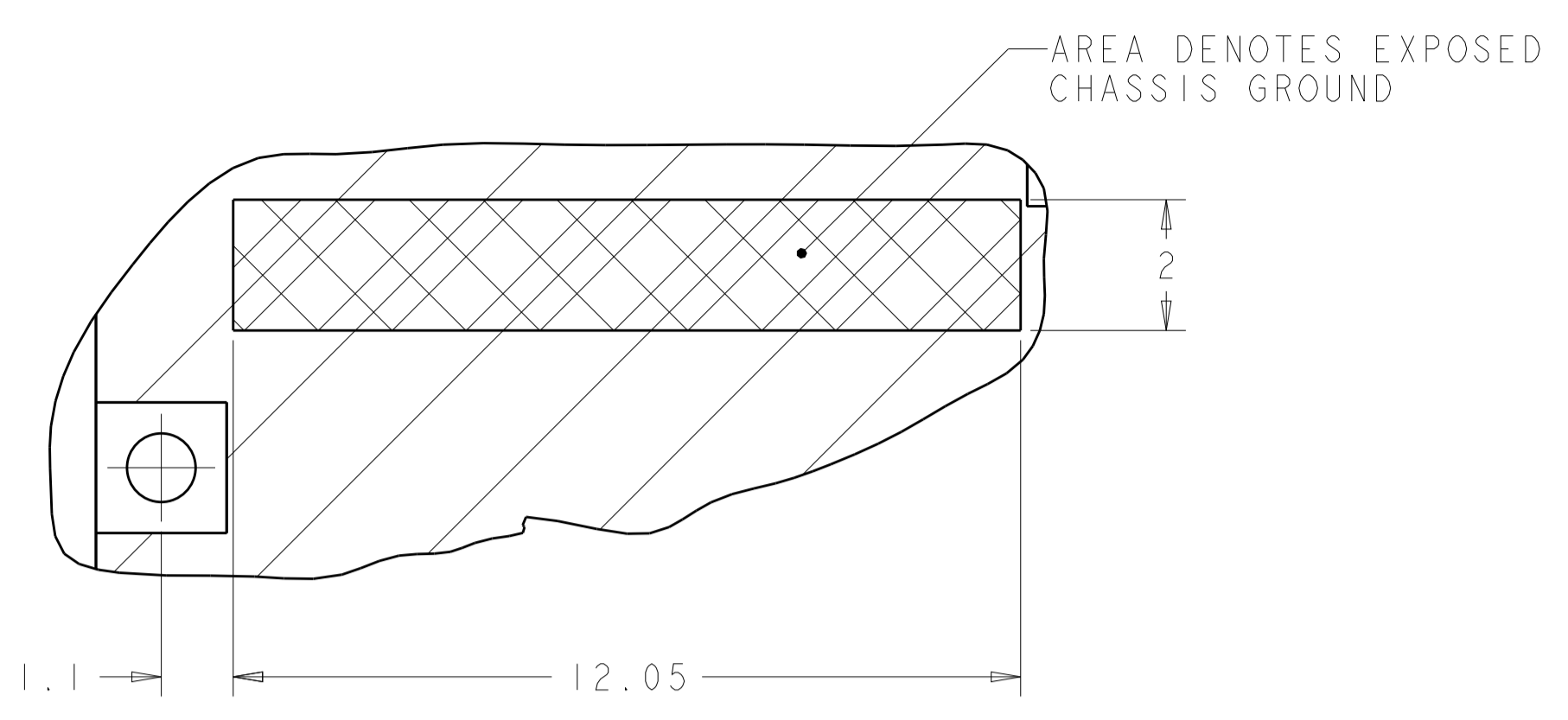
CROSS-HATCHED AREA DENOTES COMPONENT AND TRACE KEEP-OUT (EXCEPT CHASSIS GROUND)

THIS DRAWING IS A CONTROLLED DOCUMENT.		DWN: B. MATTHEWS 15NOV2011	 TE Connectivity
DIMENSIONS: mm		CHK: M. SCHMITT 15NOV2011	
TOLERANCES UNLESS OTHERWISE SPECIFIED:		APVD: M. SCHMITT 15NOV2011	NAME: SFP+ ENHANCED 1X4 CAGE ASSEMBLY, PRESS FIT, EXTERNAL EMI SPRINGS WITH HEATSINK AND LIGHTPIPE PRODUCT SPEC: 108-2364 APPLICATION SPEC:
0 PLC ±0.1 1 PLC ±0.1 2 PLC ±0.1 3 PLC ±0.1 4 PLC ±0.1 ANGLES ±1°		SIZE: 114-13120 WEIGHT:	
MATERIAL: FINISH: *		Customer Drawing	RESTRICTED TO: A100779 ©=2198233 SCALE: 4:1 SHEET 3 OF 4 REV: A1

LOC	DIST	REV	DATE	BY	APPV
GP	00				

REVISIONS		DATE	BY	APPV
1	SEE SHEET 1			



RECOMMENDED PCB CONFIGURATION WITH KEEP-OUT AREAS BELLY TO BELLY APPLICATIONS  
 SCALE 5:1

CROSS-HATCHED AREA DENOTES COMPONENT AND TRACE KEEP-OUT (EXCEPT CHASSIS GROUND)

THIS DRAWING IS A CONTROLLED DOCUMENT.		DWN: B. MATTHEWS 15NOV2011 CHK: M. SCHMITT 15NOV2011 APVD: M. SCHMITT 15NOV2011	NAME: SFP+ ENHANCED 1X4 CAGE ASSEMBLY, PRESS FIT, EXTERNAL EMI SPRINGS WITH HEATSINK AND LIGHTPIPE PRODUCT SPEC: 108-2364 APPLICATION SPEC: 114-13120	SIZE: 114-13120 WEIGHT: - Customer Drawing	SCALE: 4:1 SHEET: 4 OF 4 REV: A1
DIMENSIONS: mm TOLERANCES UNLESS OTHERWISE SPECIFIED: 0 PLC ±0.1 1 PLC ±0.1 2 PLC ±0.1 3 PLC ±0.1 4 PLC ±0.1 ANGLES ±1°	MATERIAL: - FINISH: -	ST TE Connectivity	A100779 ©=2198233	RESTRICTED TO	-

## X-ON Electronics

Largest Supplier of Electrical and Electronic Components

*Click to view similar products for [I/O Connectors](#) category:*

*Click to view products by [TE Connectivity](#) manufacturer:*

Other Similar products are found below :

[571763P](#) [58098-0628](#) [72.250.1628.2](#) [72.250.2428.2](#) [74720-0505](#) [76.350.0729.0](#) [76871-1403](#) [FCN-244F080-G/1](#) [FCN-260A9920](#) [PCR-E36PM](#) [PCS-XE26MA+](#) [G38A71314B](#) [1571250010](#) [157-22500-3](#) [MS3471L14-19P L/C](#) [172501-4002](#) [172501-6002](#) [FCN-260C008-A/L0](#) [FCN-260C024-AL0](#) [FCN-261Z008](#) [2000314-1](#) [200331-1](#) [PCR-E36FC+](#) [PCS-E28FS+](#) [PCS-XE26SLFD+](#) [PCS-XE26SLFDT+](#) [G730VID08BDC24](#) [U90B2054081210](#) [38113800006](#) [DP3AR020WQ1R200](#) [Z4.102.0680.0](#) [500-1040](#) [500-1052](#) [500-1054](#) [ZP-4008-66L](#) [0709821002](#) [DX40-20P\(55\)](#) [5554841-1](#) [MS3474W18-8P-LC\\*](#) [U90B3054061110](#) [U65-E04-4020](#) [ZPF000000000097891](#) [747360449](#) [10099439-003C-TRLF](#) [10137239-0021LF](#) [E9320-001-01](#) [10137239-0011LF](#) [70289-001LF](#) [70.060.1028.0](#) [109029-ZZ](#)