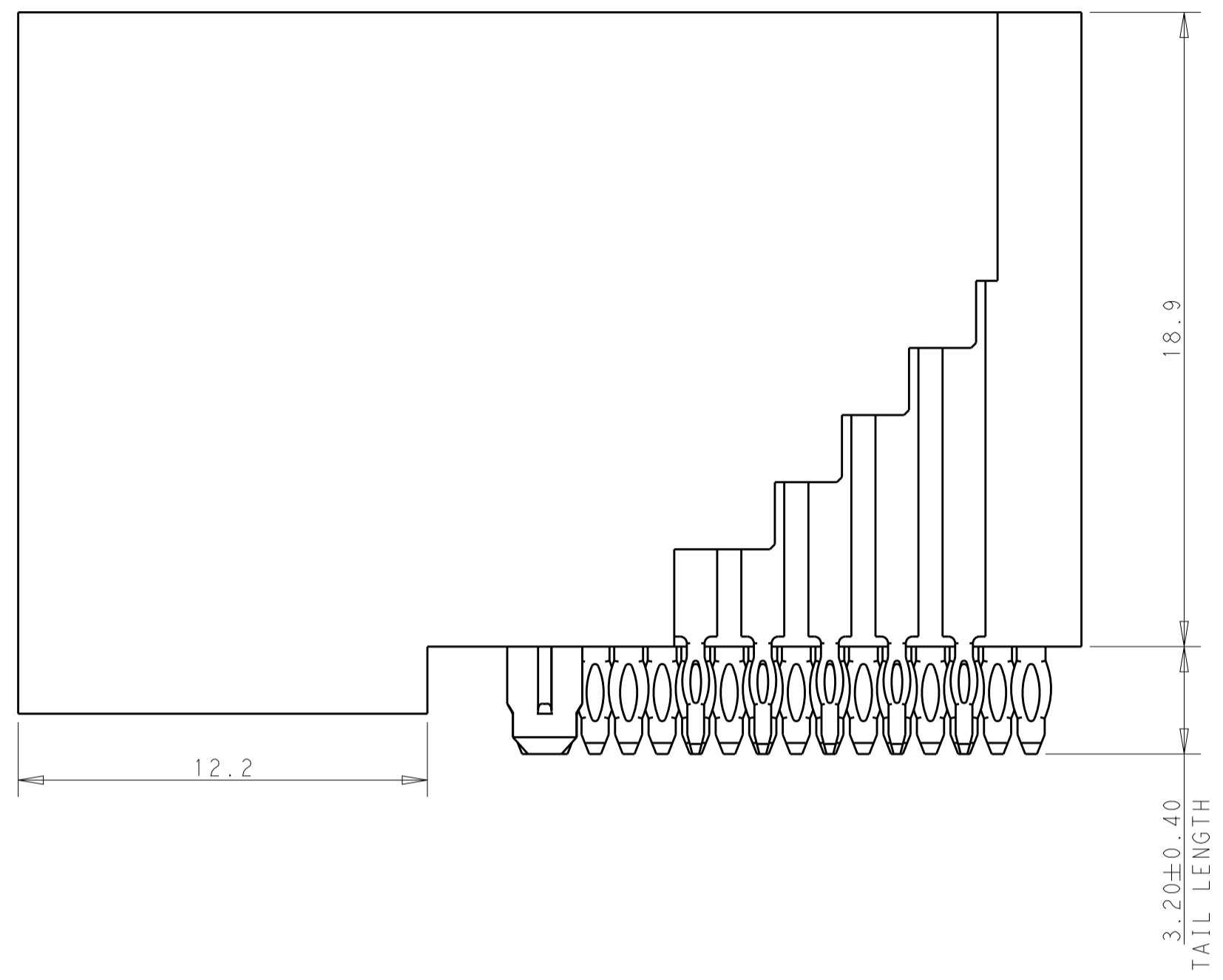
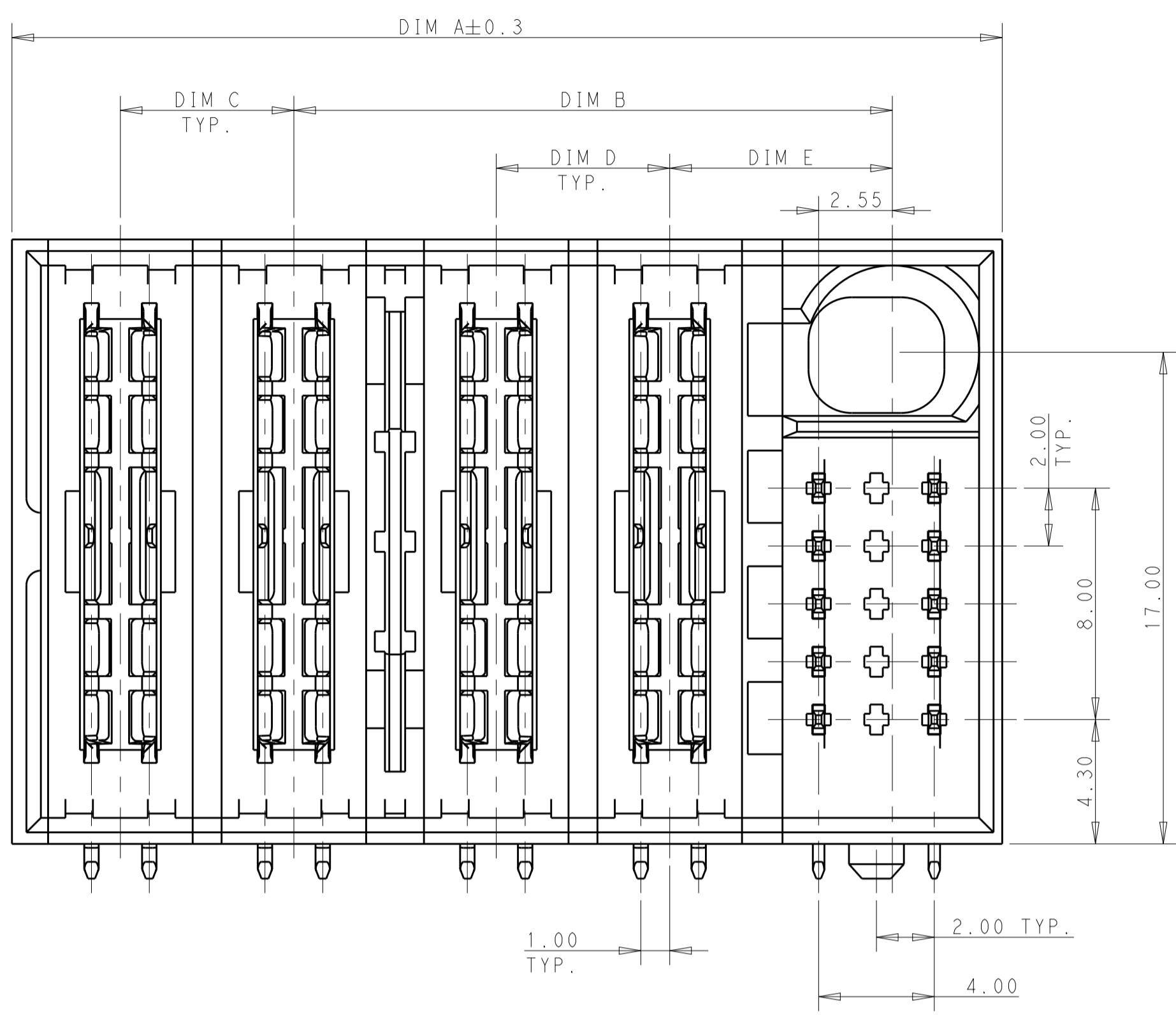
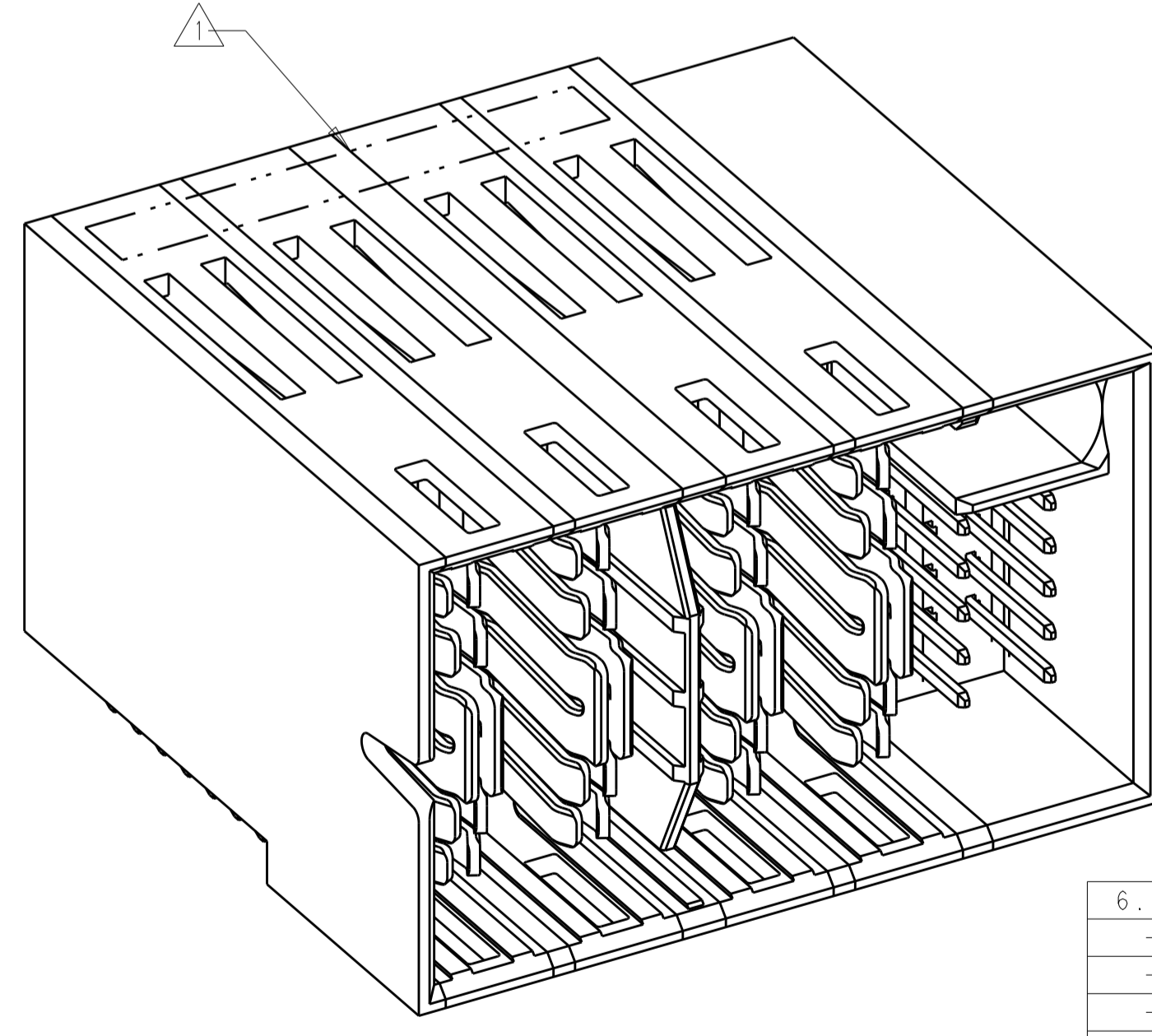
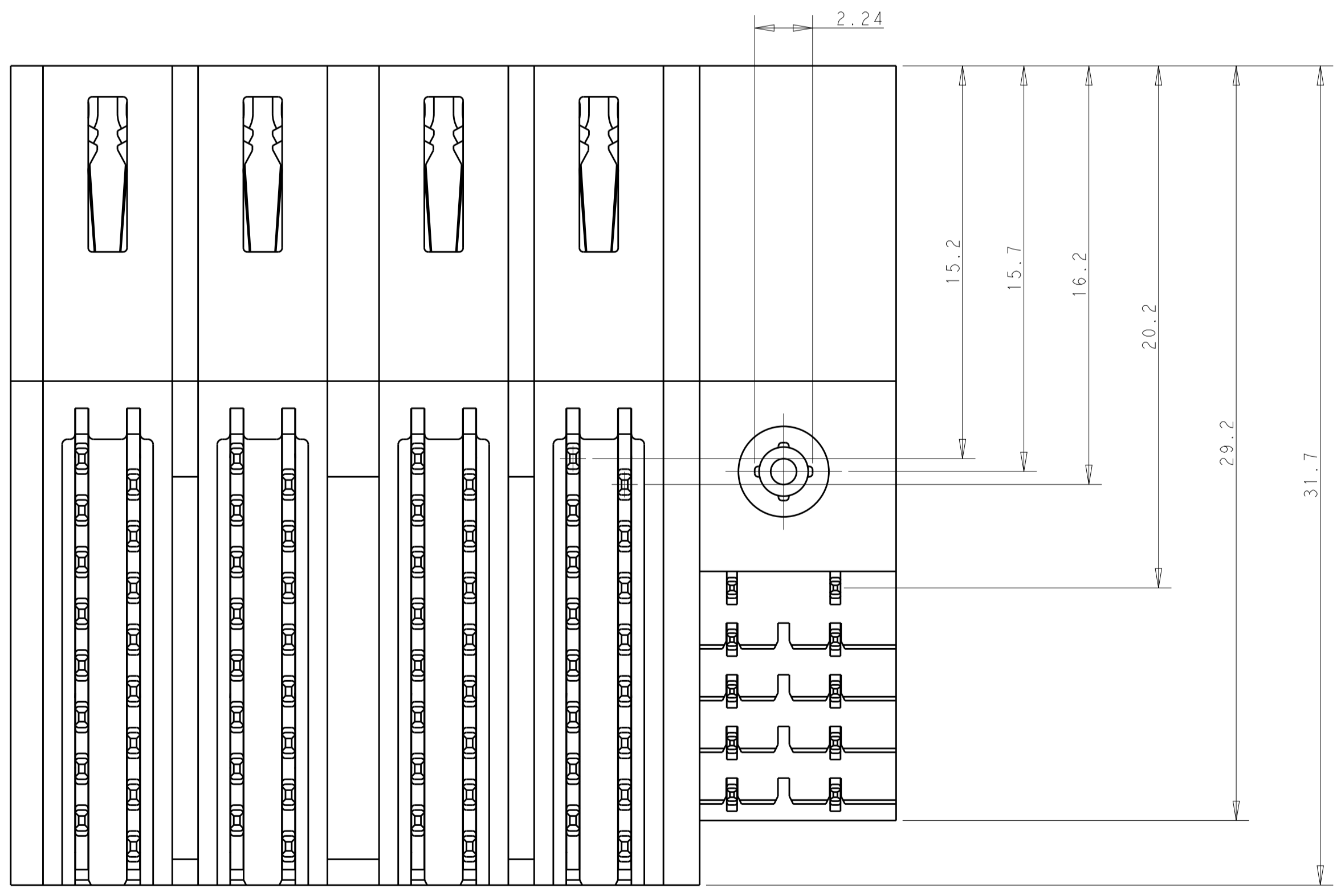


REVISIONS					
P.	LT#	DESCRIPTION	DATE	DMN	APVD
A1	ECR-16-006244		11MAY2016	TZ	SZ



NOTES, UNLESS OTHERWISE SPECIFIED:
 ⚠ "TE", PART NUMBER AND DATE CODE TO BE MARKED IN AREA SHOWN.
 ⚠ MATERIAL:
 HOUSING - GLASS FILLED HIGH TEMP THERMO PLASTIC, COLOR: BLACK, UL94 V- 0.
 SIGNAL CONTACT - HIGH CONDUCTIVITY COPPER ALLOY.
 POWER CONTACT - HIGH CONDUCTIVITY COPPER ALLOY.
 ⚠ CONTACT PLATING:
 MATING AREA - NOBLE METAL OVERALL NICKEL
 TAIL SIDE AREA - MATTE TIN OVERALL NICKEL.
 4. MECHANICAL CONNECTOR KEEP OUT ZONE.
 ⚠ DATUM AND BASIC DIMENSIONS ESTABLISHED BY CUSTOMER.
 ⚠ PCB - ALL HOLE DIAMETERS ARE FINISHED HOLE SIZES.
 ⚠ PCB HOLE:
 POWER - 1.15±0.025 MM DRILLED HOLES SIZE PLATING WITH 0.0076 MM MIN. Sn OVER 0.025-0.076 MM Cu PLATING TO ACHIEVE A 1.02 MM DIA. HOLE.
 SIGNAL - 0.835±0.025 MM DRILLED HOLES SIZE PLATING WITH 0.0076 MM MIN. Sn OVER 0.025-0.076 MM Cu PLATING TO ACHIEVE A 0.72 MM DIA. HOLE.



DIM F.	DIM E.	DIM D.	DIM C.	DIM B.	DIM A.	DESCRIPTION	PART NUMBER
6.20	10.70	6.00	-	-	36.25	4VP+20S	2204446-8
-	7.70	5.00	-	-	30.25	4P+15S	2204446-7
-	7.70	5.00	-	-	67.25	10S+1P+2P+2P+2P+2P	2204446-6
-	7.70	6.00	6.00	32.70	58.25	4VP++4VP+15S	2204446-4
-	7.70	5.00	-	-	20.25	2P+15S	2204446-3
-	7.70	6.00	6.00	32.70	58.25	15S+4VP+4VP	2204446-2
-	7.70	6.00	6.00	20.70	34.25	2VP+2VP+10S	2204446-1

THIS DRAWING IS A CONTROLLED DOCUMENT. DMN: THOMAS ZHAO 17NOV2014
 CHK: SUNY ZHAO 17NOV2014
 APVD: SUNY ZHAO 17NOV2014

STE TE Connectivity

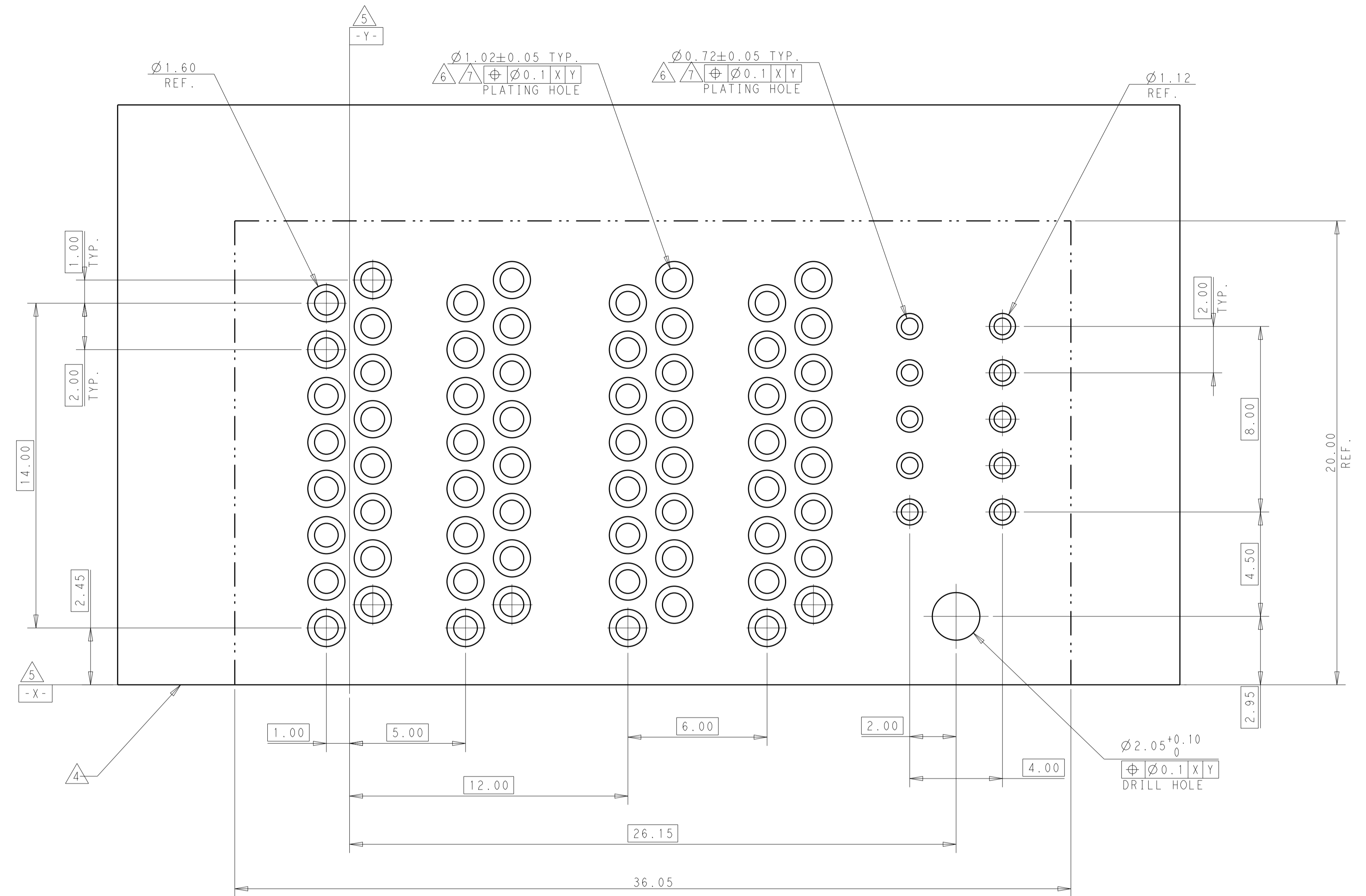
CUSTOMER DRAWING
 R/A PLUG WITH SINGAL GIDE
 MULTI-BEAM HD

SIZE: A1 CAGE CODE: - DRAWING NO: C=2204446 RESTRICTED TO: -
 WEIGHT: - SCALE: 6:1 SHEET 1 OF 5 REV: A1

DIMENSIONS: mm TOLERANCES UNLESS OTHERWISE SPECIFIED:
 0 PLC ±0.4
 1 PLC ±0.4
 2 PLC ±0.25
 3 PLC ±0.15
 4 PLC ±0.0001
 ANGLES ±0.0001

MATERIAL: 2 FINISH: 3

REVISIONS				
P.	LTN	DESCRIPTION	DATE	APVD
-	-	SEE SHEET 1	-	-



PART NUMBER	POWER				SIGNAL		ROWS
	P1	P2	P3	P4	1	2	
2204446-1	PH	PH	PH	PH	[Symbol]		E D C B A
					SH1	SH1	
					SH1	SH1	
					SH1	SH1	
					SH1	SH1	
2VP+2VP+10S							

POWER CONTACT PRESS FIT	PH
SIGNAL CONTACT STANDARD PRESS FIT	SH1
SIGNAL CONTACT MLBF PRESS FIT	SH2
SIGNAL CONTACT SPECIAL PRESS FIT	SH3
HP/SIGNAL WITH SINGAL GUIDE	HOUSING
DESCRIPTION	CODE

THIS DRAWING IS A CONTROLLED DOCUMENT.

DWN: THOMAS ZHAO 17NOV2014
 CHK: SUNY ZHAO 17NOV2014
 APVD: SUNY ZHAO 17NOV2014

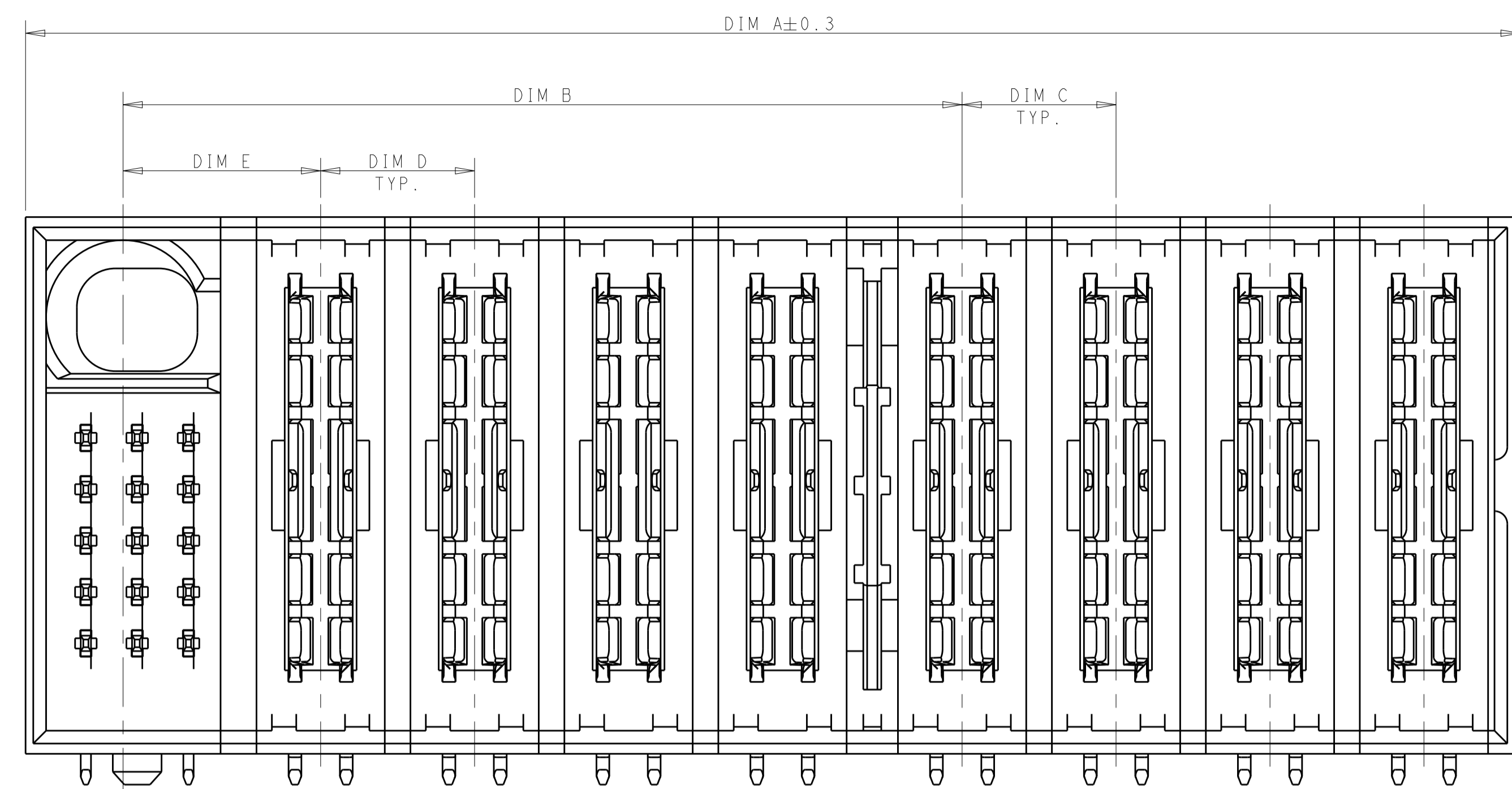
DIMENSIONS: mm
 TOLERANCES UNLESS OTHERWISE SPECIFIED:
 0 PLC ± 0.4
 2 PLC ± 0.25
 3 PLC ± 0.15
 4 PLC ± 0.0001
 ANGLES ± 0.0001

MATERIAL: -
 FINISH: -
 WEIGHT: -
 CUSTOMER DRAWING

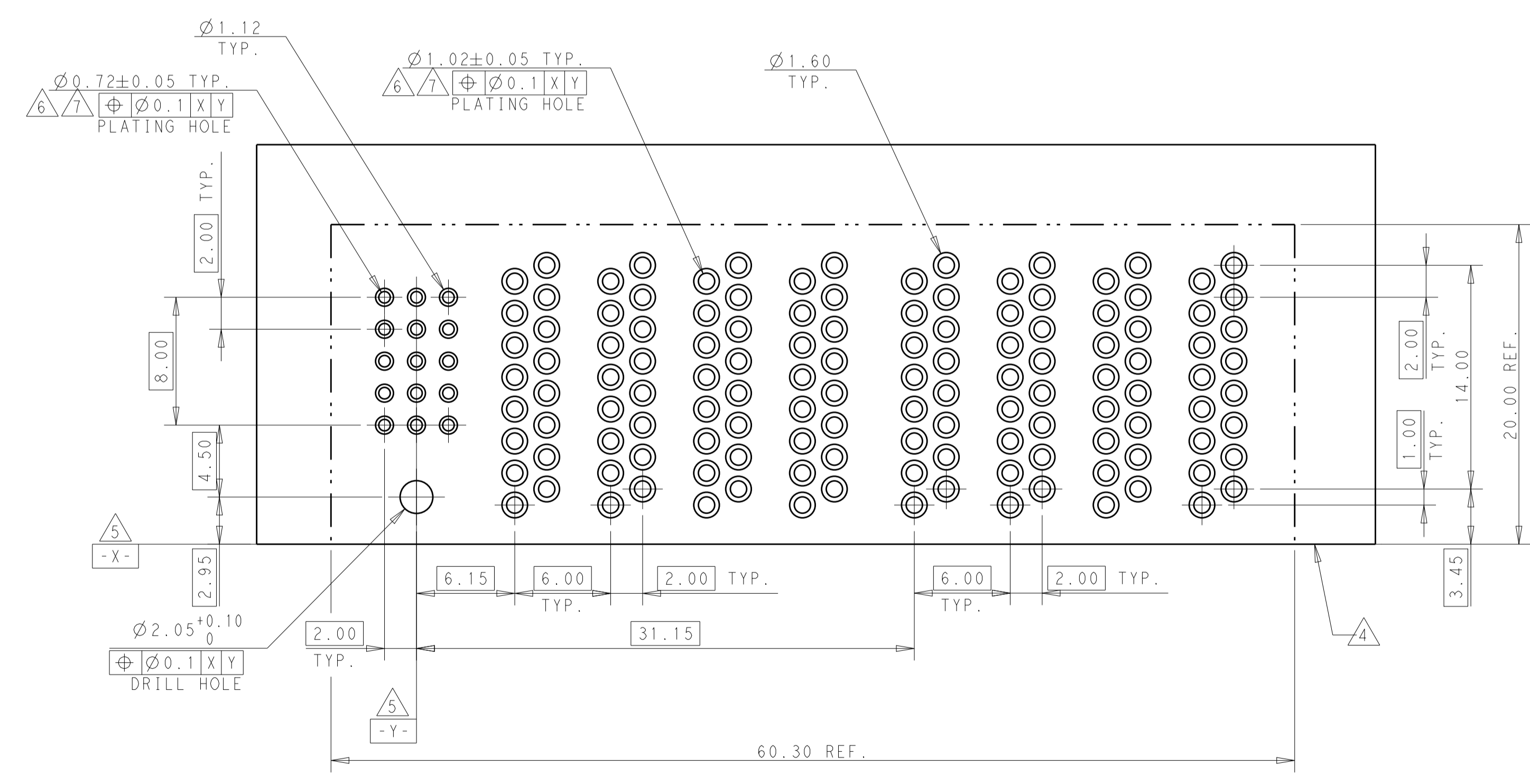
NAME: CUSTOMER DRAWING R/A PLUG WITH SINGAL GUIDE MULTI-BEAM HD
 SIZE: A1
 CAGE CODE: -
 DRAWING NO: 2204446
 SCALE: 6:1
 SHEET: 2 OF 5
 REV: A1

TE Connectivity
 CUSTOMER DRAWING

REVISIONS				
P.	LTN.	DESCRIPTION	DATE	APPD.
-	-	SEE SHEET 1	-	-

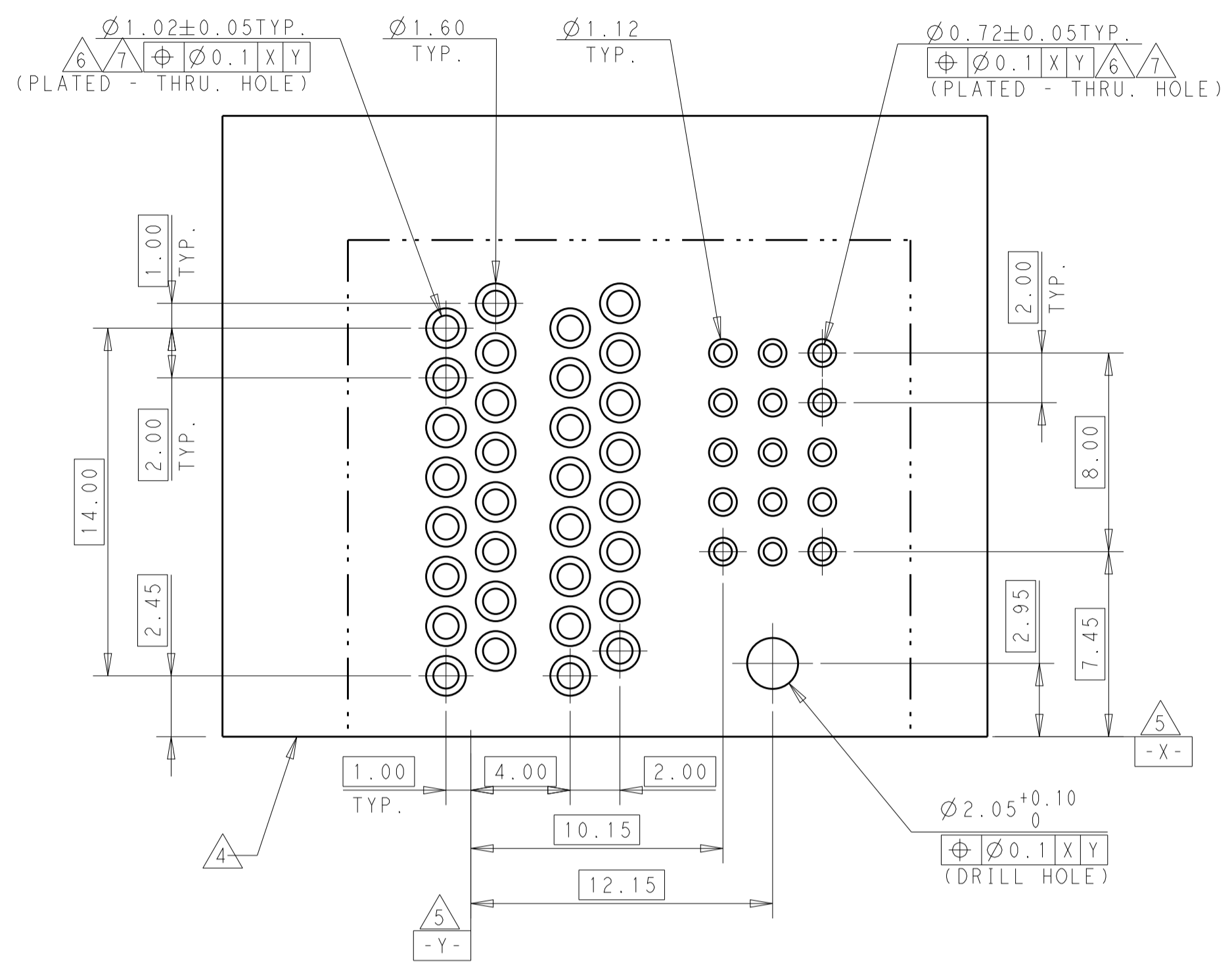


PART NUMBER	ROWS	SIGNAL			POWER							
		1	2	3	P1	P2	P3	P4	P5	P6	P7	P8
2204446-2	E	SH	SH	SH	PH	PH	PH	PH	PH	PH	PH	PH
	D	SH	SH	SH								
	C	SH	SH	SH								
	B	SH	SH	SH								
	A	SH	SH	SH								
15S+4VP+4VP												



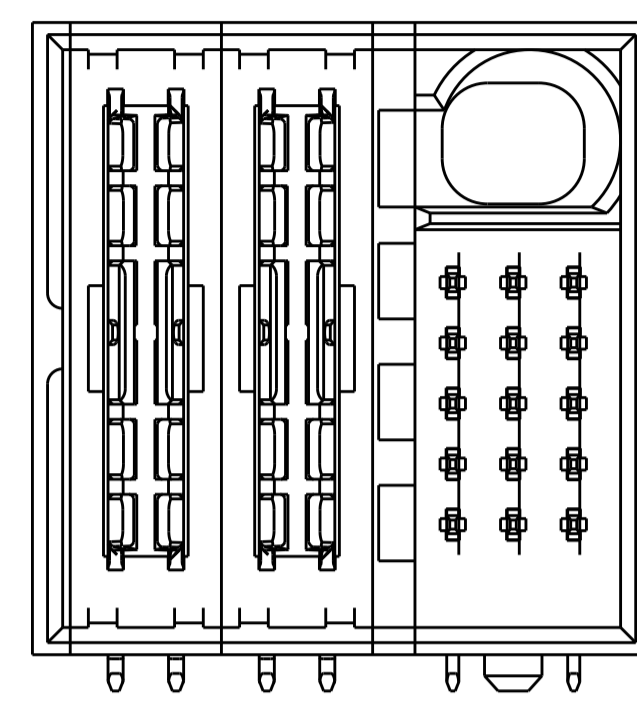
THIS DRAWING IS A CONTROLLED DOCUMENT.		OWN THOMAS_ZHAO 17NOV2014	TE Connectivity
DIMENSIONS: mm		CHK SUNY_ZHAO 17NOV2014	
TOLERANCES UNLESS OTHERWISE SPECIFIED:		APVD SUNY_ZHAO 17NOV2014	NAME CUSTOMER DRAWING
0 PLC ±0.4	1 PLC ±0.4	PRODUCT SPEC	R/A PLUG WITH SINGAL GIDE
2 PLC ±0.25	3 PLC ±0.15	APPLICATION SPEC	MULTI-BEAM HD
4 PLC ±0.0001	ANGLES ±0.0001	WEIGHT	SIZE A1
MATERIAL	FINISH	CUSTOMER DRAWING	CAGE CODE DRAWING NO. C=2204446
4805 (3/13)		SCALE 6:1	SHEET 3 OF 5

REVISIONS				
P.	LTN.	DESCRIPTION	DATE	APP'D.
-	-	SEE SHEET 1	-	-

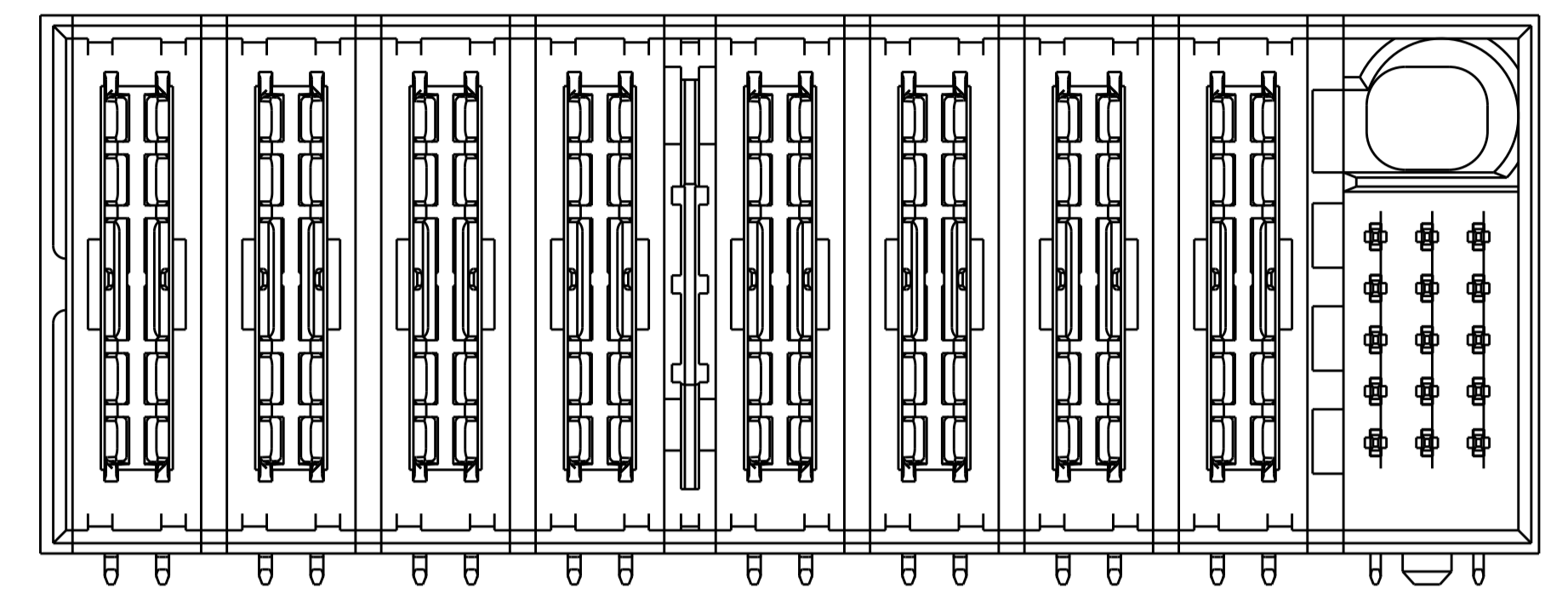


LAYOUT FOR P/N: 2204446-3

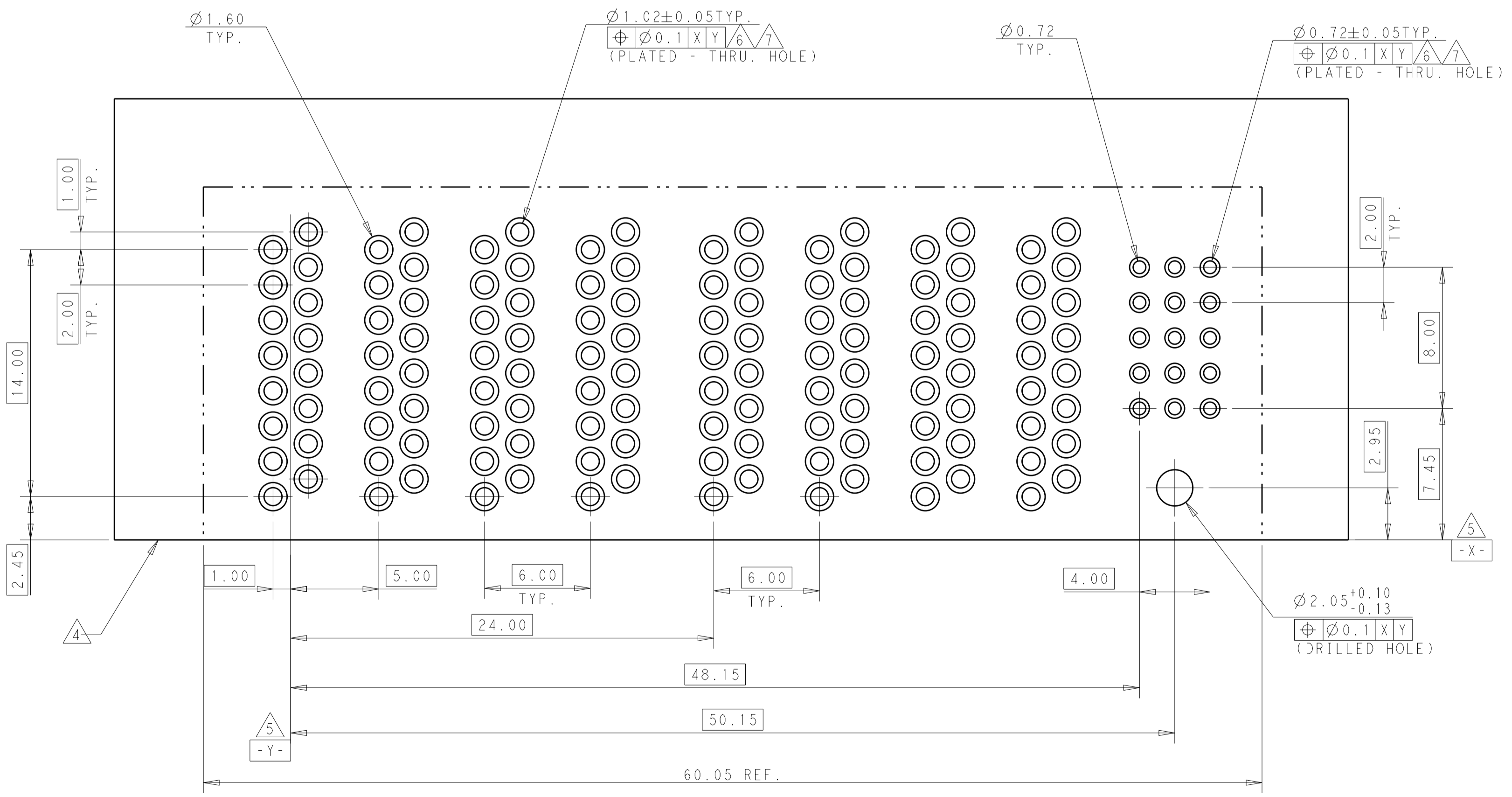
PART NUMBER	POWER		SIGNAL			ROWS
	P1	P2	1	2	3	
2204446-3	PH	PH	SH	SH	SH	E D C B A
2P+15S						



P/N: 2204446-3



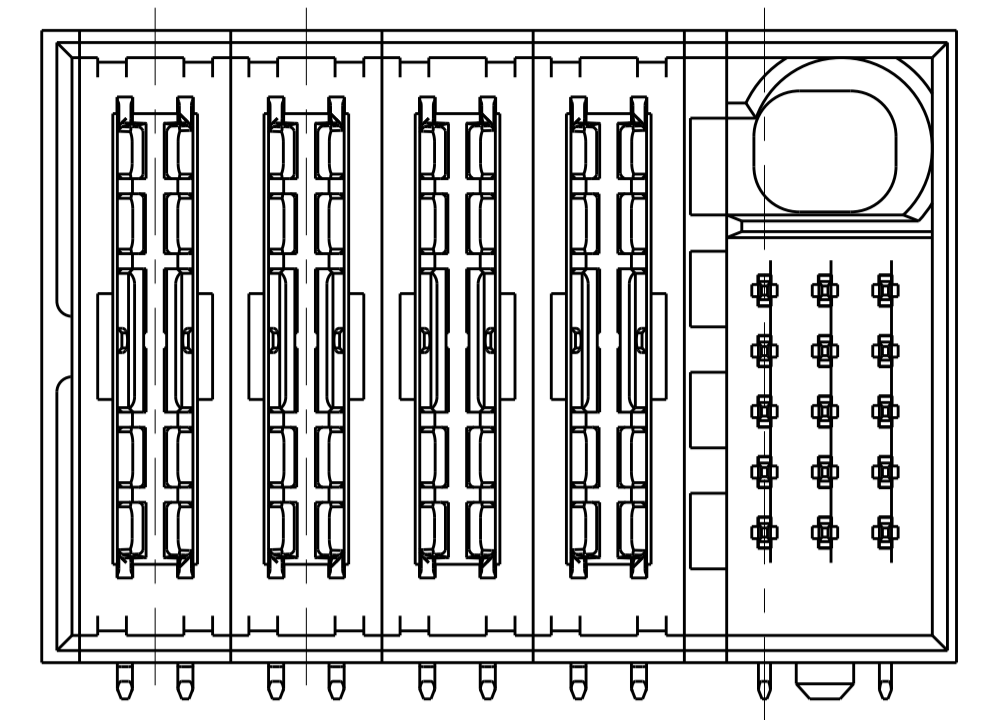
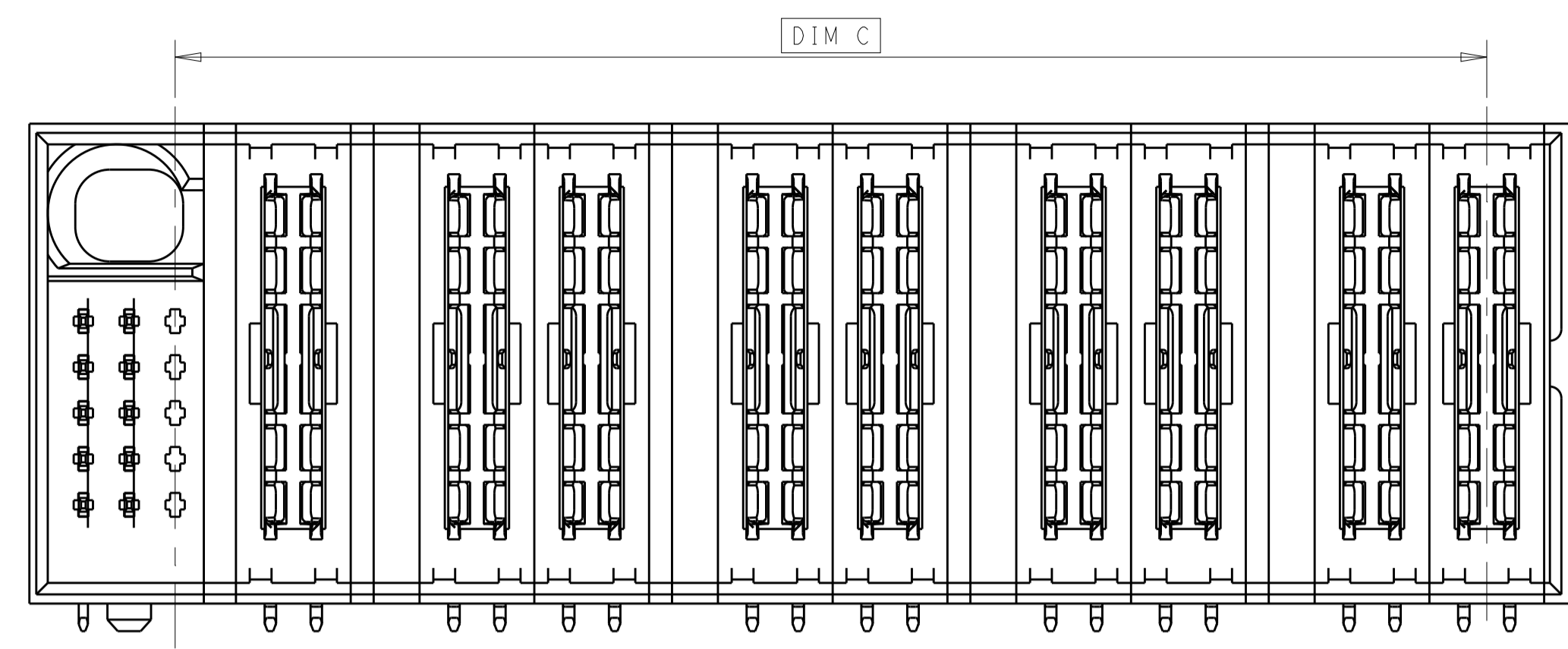
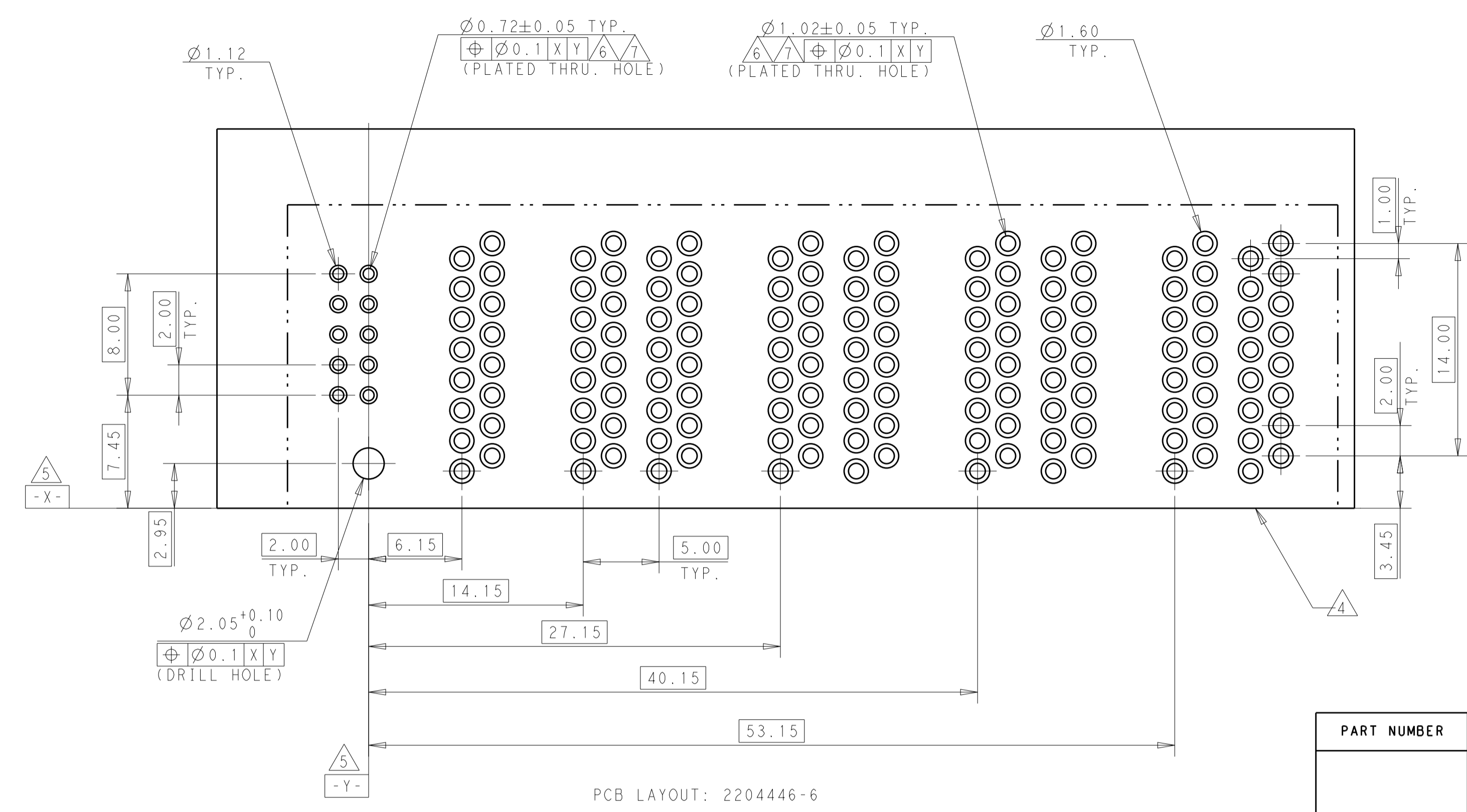
P/N: 2204446-4



PART NUMBER	POWER								SIGNAL			ROWS
	P1	P2	P3	P4	P5	P6	P7	P8	1	2	3	
2204446-4	PH	PH	PH	PH	PH	PH	PH	PH	SH	SH	SH	E D C B A
4VP+4VP+15S												

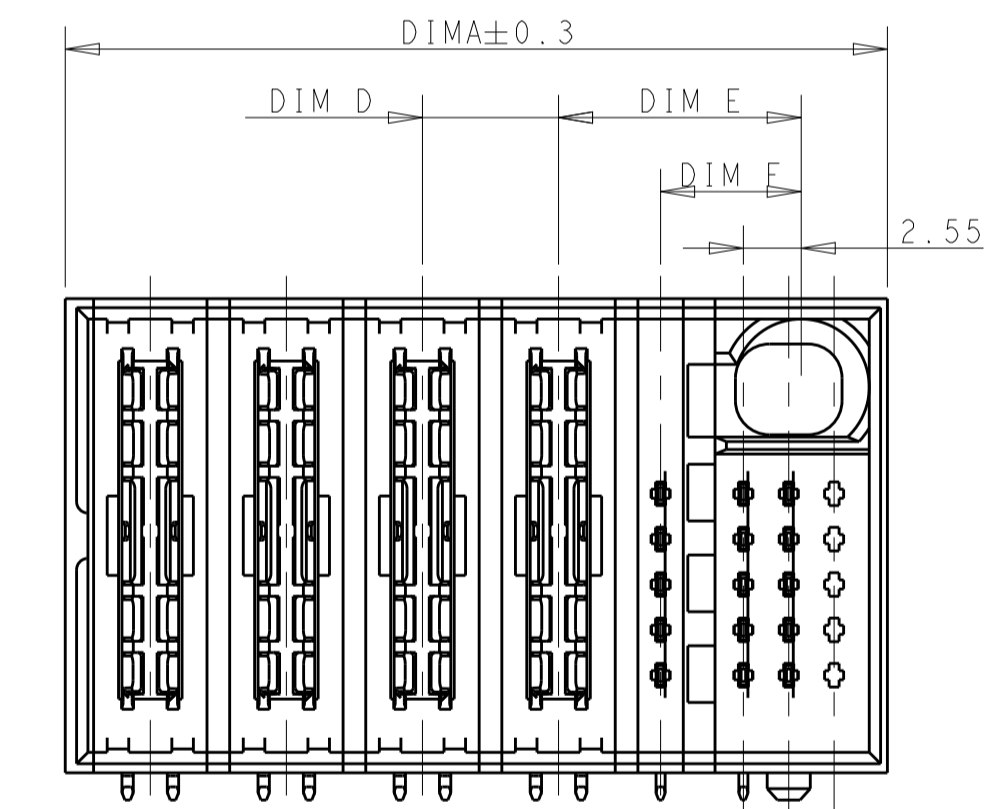
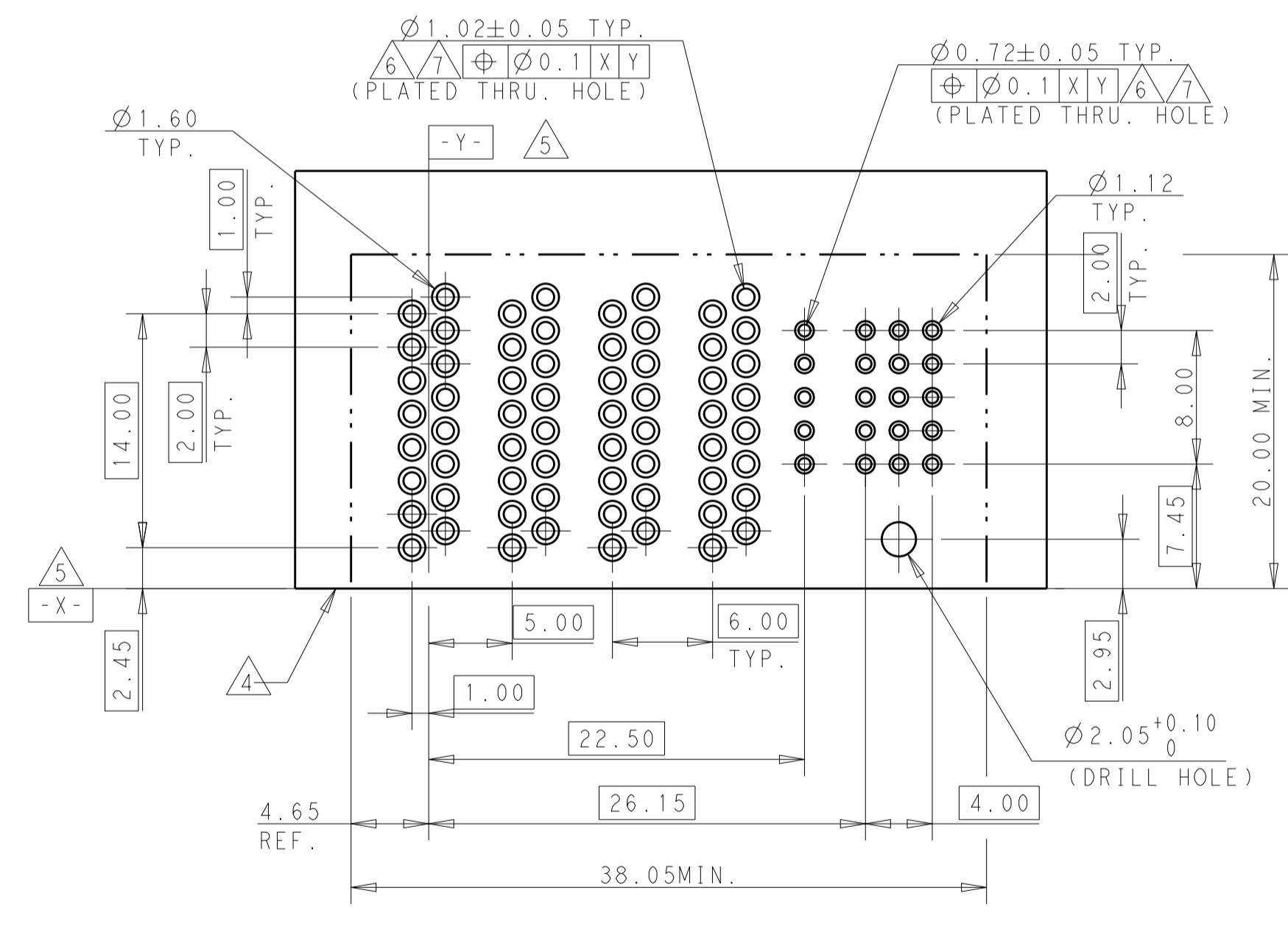
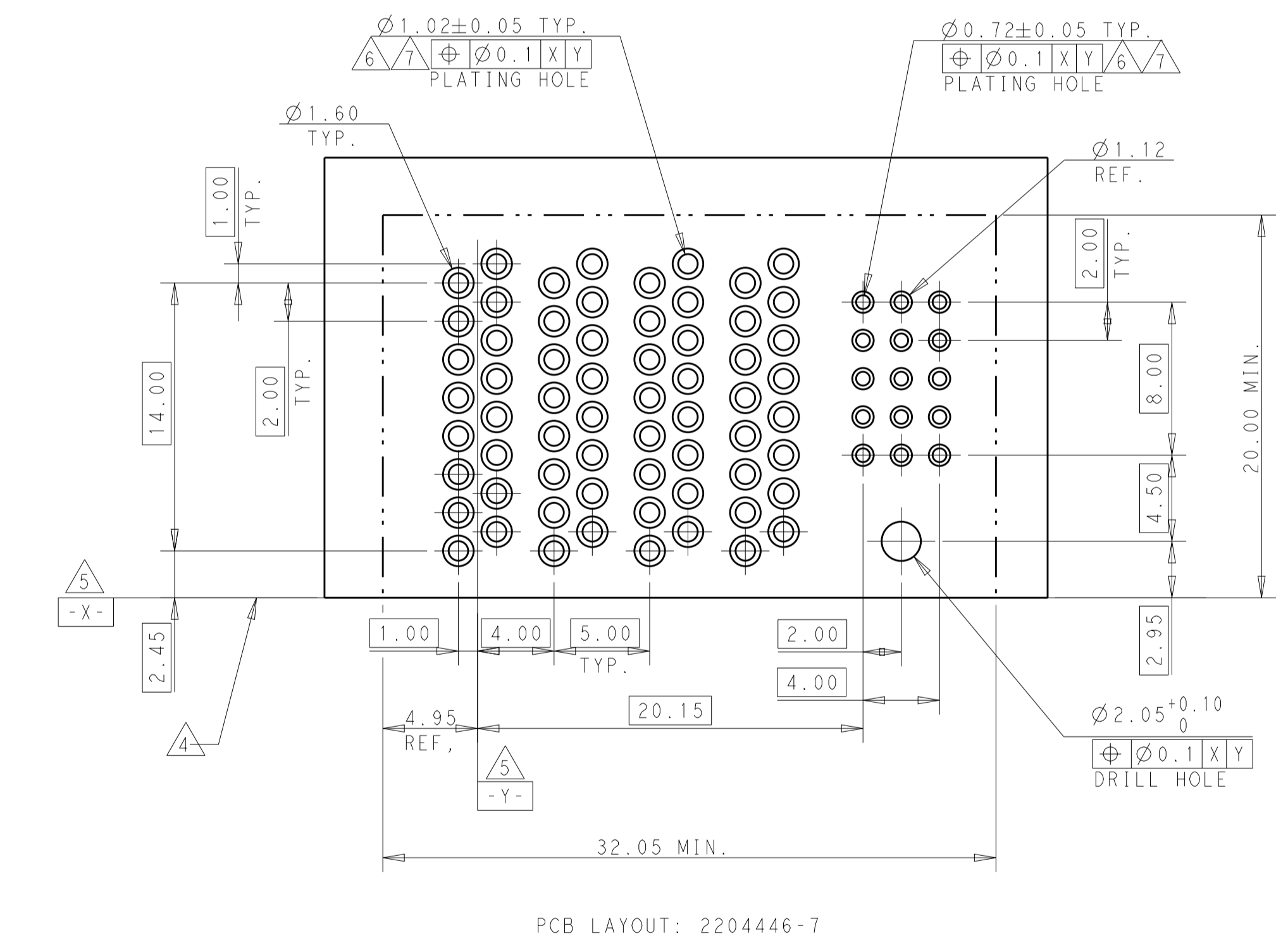
THIS DRAWING IS A CONTROLLED DOCUMENT.		OWN: THOMAS_ZHAO 17NOV2014	TE Connectivity										
DIMENSIONS: mm		CHK: SUNY_ZHAO 17NOV2014											
TOLERANCES UNLESS OTHERWISE SPECIFIED:		APVD: SUNY_ZHAO 17NOV2014	NAME: CUSTOMER DRAWING										
<table border="1"> <tr><td>0 PLC</td><td>±</td></tr> <tr><td>1 PLC</td><td>±0.4</td></tr> <tr><td>2 PLC</td><td>±0.75</td></tr> <tr><td>3 PLC</td><td>±1.5</td></tr> <tr><td>4 PLC</td><td>±0.0001</td></tr> </table>		0 PLC	±	1 PLC	±0.4	2 PLC	±0.75	3 PLC	±1.5	4 PLC	±0.0001	PRODUCT SPEC: -	SIZE: A1
0 PLC	±												
1 PLC	±0.4												
2 PLC	±0.75												
3 PLC	±1.5												
4 PLC	±0.0001												
MATERIAL: -		APPLICATION SPEC: -	CAGE CODE: -										
FINISH: -		WEIGHT: -	SCALE: 6:1										
CUSTOMER DRAWING		REVISION: -	SHEET 4 OF 5										

REVISIONS				
P.	LTN.	DESCRIPTION	DATE	OWN. APVD.
-	-	SEE SHEET 1	-	-



PART NUMBER	ROWS	SIGNAL		POWER										
		1	2	P1	P2	P3	P4	P5	P6	P7	P8	P9		
2204446-6	E	SH	SH	PH	PH	PH	PH	PH	PH	PH	PH	PH	PH	PH
	D	SH	SH											
	C	SH	SH											
	B	SH	SH											
10S+1P+2P+2P+2P+2P														

PART NUMBER	POWER				SIGNAL			ROWS
	P1	P2	P3	P4	1	2	3	
2204446-7	PH	PH	PH	PH	SH	SH	SH	
					SH	SH	SH	
					SH	SH	SH	
					SH	SH	SH	
4P+15S								



PART NUMBER	POWER				SIGNAL				ROWS
	P1	P2	P3	P4	1	2	3	4	
2204446-8	PH	PH	PH	PH	SH	SH	SH	SH	
					SH	SH	SH	SH	
					SH	SH	SH	SH	
					SH	SH	SH	SH	
4VP+20S									

THIS DRAWING IS A CONTROLLED DOCUMENT. DWN THOMAS_ZHAO 17NOV2014
 CHK SUNY_ZHAO 17NOV2014
 APVD SUNY_ZHAO 17NOV2014

STE TE Connectivity

CUSTOMER DRAWING
 R/A PLUG WITH SIGNAL GUIDE
 MULTI-BEAM HD

SCALE: 6:1 SHEET 5 OF 5 REV A1

X-ON Electronics

Largest Supplier of Electrical and Electronic Components

Click to view similar products for [Power to the Board](#) category:

Click to view products by [TE Connectivity](#) manufacturer:

Other Similar products are found below :

[6450171-4](#) [6450552-7](#) [6600323-8](#) [6643429-1](#) [6646040-2](#) [6651939-1](#) [6766604-1](#) [120959-1](#) [1393557-2](#) [1393532-2](#) [1393532-3](#) [1393532-4](#)
[1393557-1](#) [1600812-5](#) [1-6450861-2](#) [1744132-7](#) [1761122-1](#) [1766250-1](#) [1892109-1](#) [2-6450860-5](#) [2-6450870-0](#) [1-6450161-4](#) [1-6450850-6](#) [1-6450869-6](#) [1645526-2](#) [1-6600130-0](#) [2005243-2](#) [377-0020-11130](#) [TE34-12-16P-F0](#) [5-6450830-6](#) [5646956-4](#) [377-0080-11131A](#) [4-6450830-9](#)
[4-6600333-3](#) [10125416-4050LF](#) [6600320-3](#) [3-6450860-5](#) [1888123-2](#) [6450166-1](#) [6643978-1](#) [6766605-1](#) [701-15-02109](#) [N11444](#) [6651938-1](#)
[6450810-7](#) [46437-1112](#) [1-1589677-8](#) [5646956-5](#) [6450813-2](#) [6450129-4](#)