

NOTES

1. ALL DIMENSIONS ARE IN $\frac{\text{INCHES}}{[\text{MILLIMETERS}]}$; $\frac{\text{lbs}}{[\text{grams}]}$

2. DIMENSIONS APPEARING IN TABLE ARE AS FOLLOWS:
 a - AS SUPPLIED
 b - AFTER UNRESTRICTED RECOVERY

3. COATING (ADHESIVE): IS OPTIONAL AS SUPPLIED DIMENSIONS APPEARING IN TABLE ARE FOR UNCOATED PARTS. WHEN COATING IS ADDED, ENTRY DIAMETER WILL BE REDUCED BY .06 [1.5] MAX.

4. MOLDING PORTS ARE OPTIONAL. WHEN -00 MODIFICATION NUMBER IS SPECIFIED MOLDING PORTS WILL BE LOCATED AS SHOWN.

5. ORDERING INFORMATION

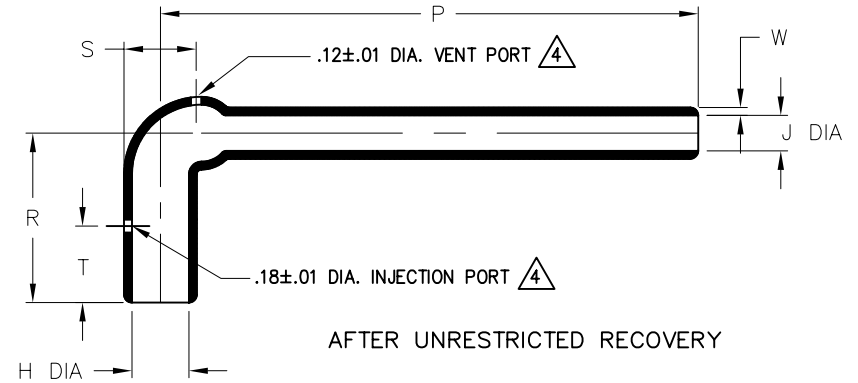
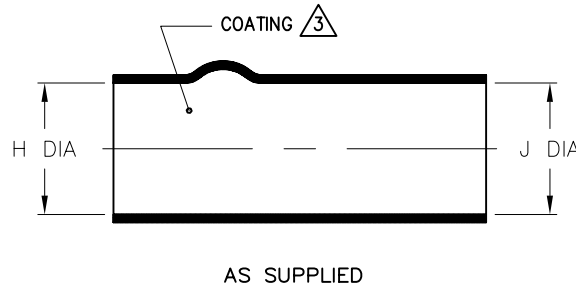
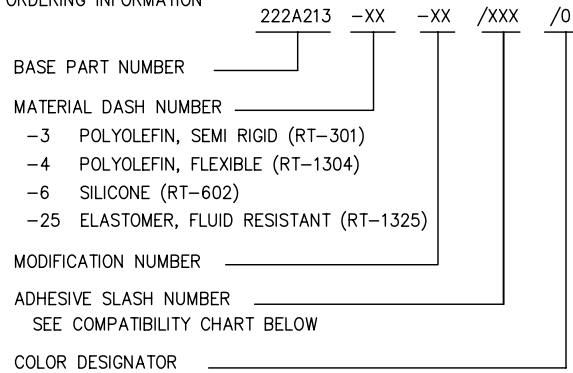


TABLE OF DIMENSIONS

PART DESCRIPTION	H		J			P	R	S	T	W	WEIGHT
	MIN a	MAX b	MIN -3,-4,-25 a	MIN -6 a	MAX b	±10% b	±10% b	±10% b	±10% b	±20% b	±10% b
222A213	1.34 [34,0]	.51 [13,0]	1.34 [34,0]	.79 [20,1]	.32 [8,1]	5.00 [127,0]	1.25 [31,8]	.54 [13,7]	.51 [13,0]	.09 [2,29]	.031 [14,1]
222A224	1.58 [40,1]	.61 [15,5]	1.58 [40,1]	.93 [23,6]	.38 [9,7]	5.50 [139,7]	1.50 [38,1]	.63 [16,0]	.62 [15,8]	.09 [2,29]	.040 [18,1]
222A234	1.69 [42,9]	.64 [16,3]	1.69 [42,9]	1.00 [25,4]	.40 [10,2]	6.00 [152,4]	1.62 [41,2]	.65 [16,5]	.66 [16,8]	.09 [2,29]	.042 [19,1]
222A245	2.01 [51,1]	.77 [19,6]	2.01 [51,1]	1.19 [30,2]	.48 [12,2]	6.50 [165,1]	1.87 [47,5]	.76 [19,3]	.77 [19,6]	.09 [2,29]	.055 [24,9]
222A255	2.55 [64,8]	.96 [24,4]	2.55 [64,8]	1.50 [38,1]	.60 [15,2]	7.00 [177,8]	2.44 [62,0]	.94 [23,9]	1.00 [25,4]	.09 [2,29]	.066 [29,9]

CUSTOMER DRAWING

COMPATIBILITY CHART

MATERIAL DASH NO.	ADHESIVE (COATING) SLASH NUMBER	ADHESIVE (COATING) S NUMBER
-3	/42	S-1017
-4	/42	S-1017
-6	N/A	N/A
-25	/225	S-1206

UNLESS OTHERWISE SPECIFIED DIMENSIONS ARE INCHES. METRIC DIMENSIONS ARE IN BRACKETS.
 DECIMAL TOLERANCES
 .XXX ± 0.005 [0.13 mm]
 .XX ± 0.01 [0.25 mm]
 .X ± 0.1 [0.50 mm]
 ANGLE TOLERANCE
 .X ± 1 DEG.

DRAWN
UNGUYEN

APPROVED
DHURRELL

Tyco Electronics Raychem Molded Parts
305 Constitution Dr
Menlo Park, CA 94025

TITLE
BOOT, 90 DEGREE, LONG

THIRD ANGLE PROJECTION

SIZE B CODE IDENT. NO. 06090 DWG. NO. 222A213thru255

© 1989-2010 Tyco Electronics Corporation. All rights reserved. DO NOT SCALE THIS DRAWING SHEET 1 OF 1

X-ON Electronics

Largest Supplier of Electrical and Electronic Components

Click to view similar products for [Heat Shrink Cable Boots & End Caps](#) category:

Click to view products by [TE Connectivity](#) manufacturer:

Other Similar products are found below :

[577159N001](#) [645494-000](#) [CX4132-000](#) [687025-000](#) [705331-000](#) [718446-000](#) [725666N001](#) [729257-000](#) [F27131-000](#) [F85868-000](#) [770-003S106W2](#) [770-013210W1](#) [770-013311](#) [770-013312](#) [806542N001](#) [807507-000](#) [808362-000](#) [808618-000](#) [809125-000](#) [809130-000](#) [809218-000](#) [812014-000](#) [812047-000](#) [813166-000](#) [813767N002](#) [814741-000](#) [819117N001](#) [823026-000](#) [823070-000](#) [841189N001](#) [861471-000](#) [866647-000](#) [879515-000](#) [937577-000](#) [957073-000](#) [982033-2](#) [A77813-000](#) [R280576000](#) [D96192-000](#) [163549-000](#) [EN3BOOTLKIT](#) [MTPSRBCL-C](#) [1954015-1](#) [200W531-3-0](#) [202A163-4-0-CS5067](#) [202A343-3-00-0](#) [202B221-13-0](#) [202B231-13-0](#) [202B563-25-07-0](#) [202C241-13-0](#)