

4

3

2

1

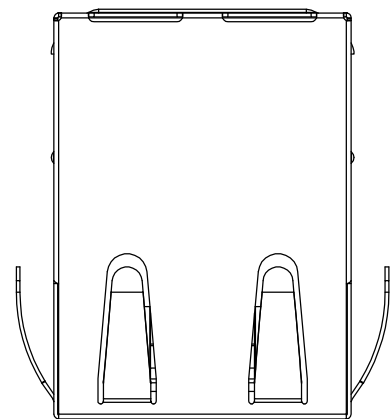
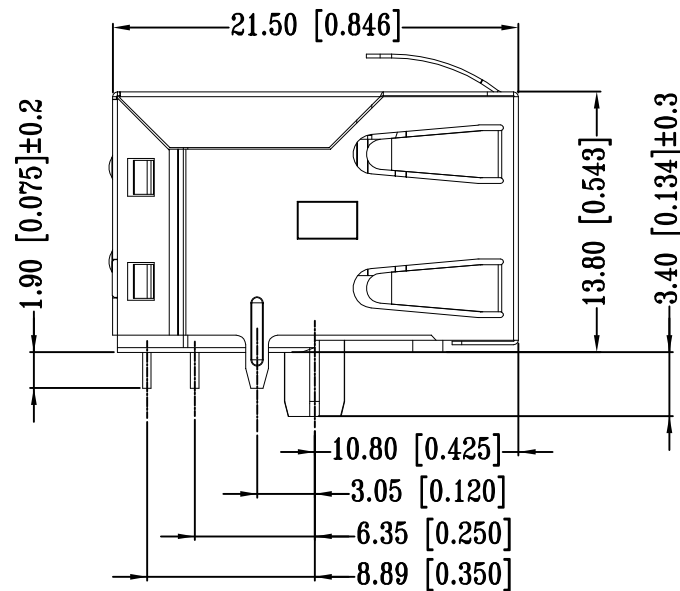
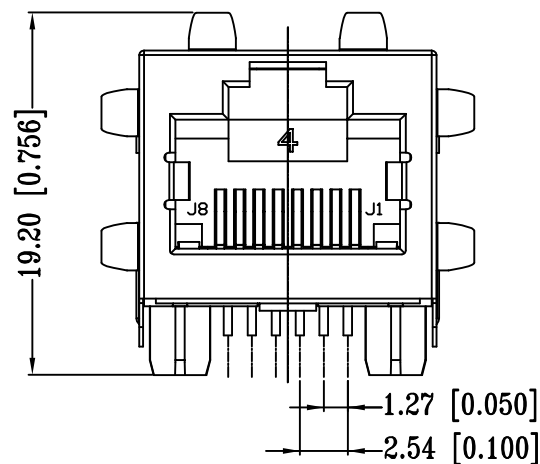
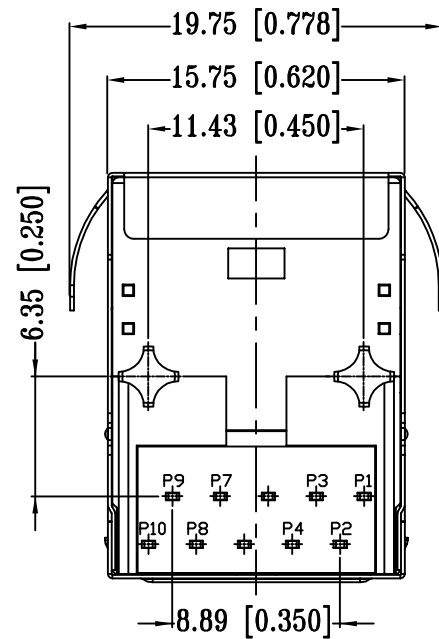
THIS DRAWING IS UNPUBLISHED RELEASED FOR PUBLICATION - ,2016.

© COPYRIGHT 2013 By TE CONNECTIVITY

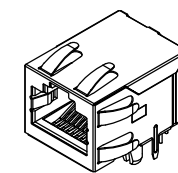
ALL RIGHTS RESERVED.

REVISIONS

P	LTR	DESCRIPTION	DATE	DWN	APVD
	B2	REV. PER PCN E-17-002286	28FEB2017	GCM	MSZ



- △ CONNECTOR MATERIAL:
HOUSING: LCP BLACK UL94 V-0
INSERT: LCP BLACK UL94 V-0
SHIELD: BRASS
SHIELD PLATING: NICKEL
CONTACT: COOPER ALLOY
CONTACT PLATING: SELECTIVE GOLD, MIN. 0.76 μm (30 μin) IN CONTACT AREA
OVER MIN. 1.27 μm (50 μinch) NICKEL
SOLDER PIN PLATING: 3.05 μm (120 μinch) TIN OVER 1.02 μm (40 μinch) NICKEL
OVER ALL
SHIELDING PIN PLATING: NICKEL
- 2 PIN NOT ELECTRICALLY CONNECTED MAYBE OMITTED SEE ELECTRICAL CIRCUIT DIAGRAM FOR OMITTED PINS
- 3 RJ45 CAVITIES CONFORM TO FCC RULES AND REGULATION PART 68.
- 4 THE PART IS RECOMMENDED FOR REFLOW SOLDERING PROCESS PEAK SOLDERING:
TEMPERATURE MAX. 260° C , MAX. 10 s
- 5 OPERATING TEMPERATURE T = -40° C TO +85° C.
- 6 STORAGE TEMPERATURE T = -40° C TO +85° C.
- △ UNLESS OTHERWISE SPECIFIED, SEE TABLE FOR ALL DIMENSIONS TOLERANCES
- 8 JACK CONFIGURATION: 1 x 1
TAB DIRECTION: UP
- 9 PACKAGING: REEL (T+R) ACCORDING TO PACKAGING SPECIFICATION 107-18116



1:1

TABLE OF TOLERANCE (mm)	
RANGE	TOLERANCE
0-10	±0.15
>10-40	±0.25
>40-70	±0.30
>70	±0.40

THIS DRAWING IS A CONTROLLED DOCUMENT.		DWN 02AUG2016 GANESH C M		
		CHK 02AUG2016 FRANZ MUELLER		
		APVD 02AUG2016 MARTIN SZELAG	NAME RJ45 JACK INT.MAG. 1Gb 1x1 INV.	
DIMENSIONS: mm [INCHES]		TOLERANCES UNLESS OTHERWISE SPECIFIED:		PRODUCT SPEC 108-94552
		0 PLC ± - 1 PLC ± - 2 PLC ± - 3 PLC ± - 4 PLC ± - ANGLES ± -		APPLICATION SPEC 114-94447
MATERIAL		FINISH		WEIGHT
△ 1		△ 1		SCALE 3:1
		CUSTOMER DRAWING		RESTRICTED TO
		SIZE A3		SIZE CAGE CODE 00779
		DRAWING NO. C=2301994-5		REV B2
		SHEET 1 of 3		

THIS DRAWING IS UNPUBLISHED
 RELEASED FOR PUBLICATION
 ALL RIGHTS RESERVED.

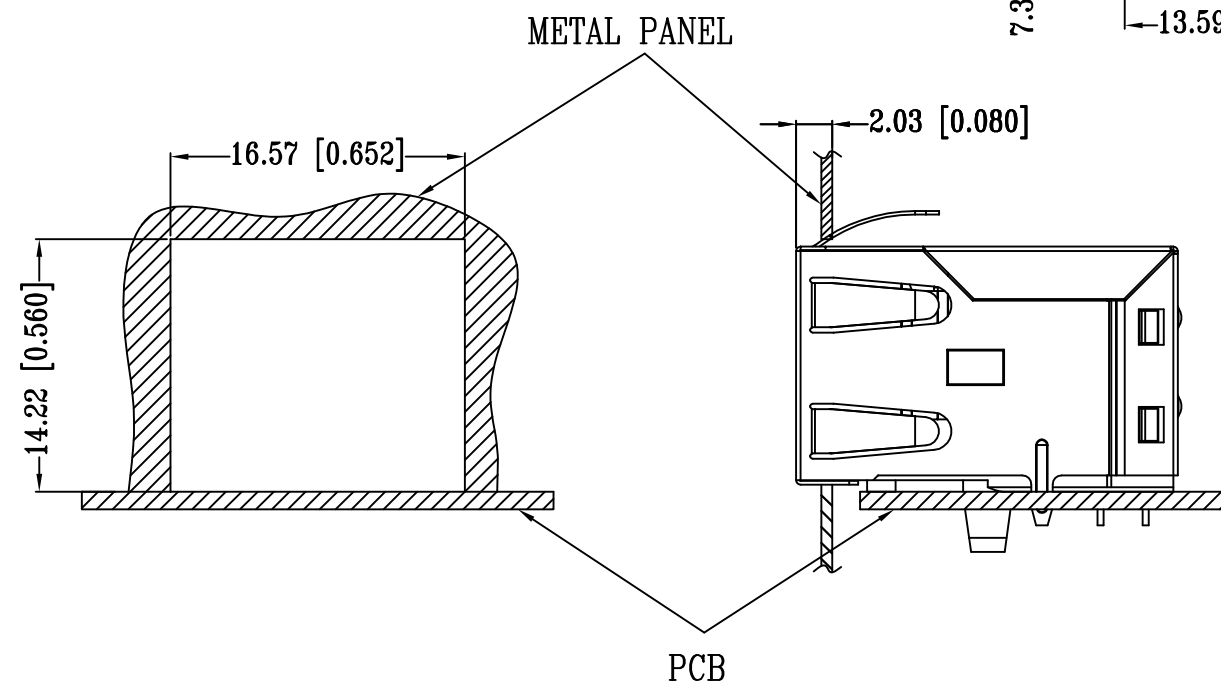
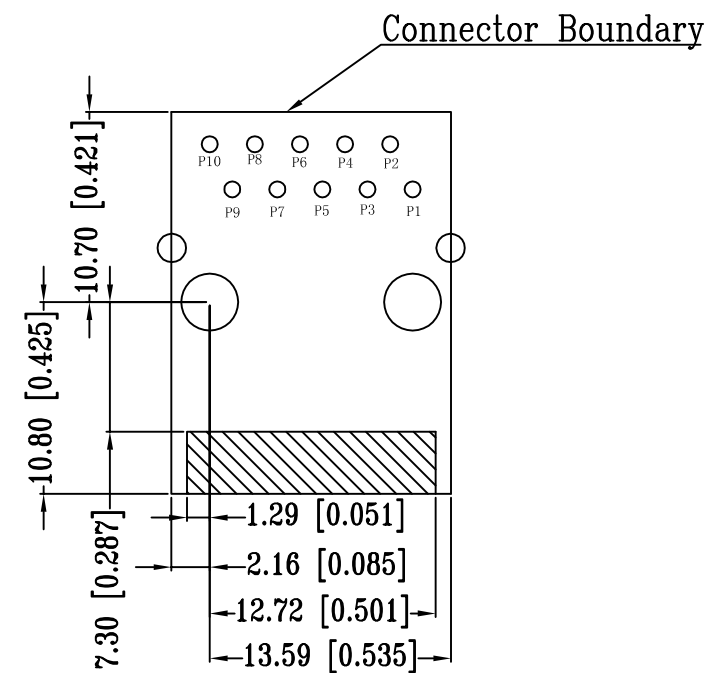
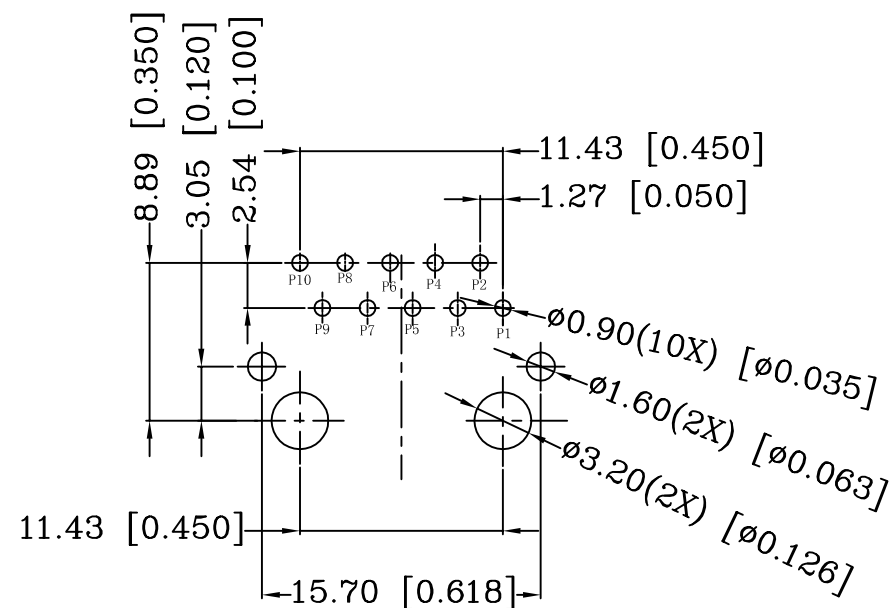
-,2016.

© COPYRIGHT 2013 By TE CONNECTIVITY

REVISIONS

P	LTR	DESCRIPTION	DATE	DWN	APVD
-	-	SEE SHEET 1	-	-	-

SUGGESTED PCB LAYOUT



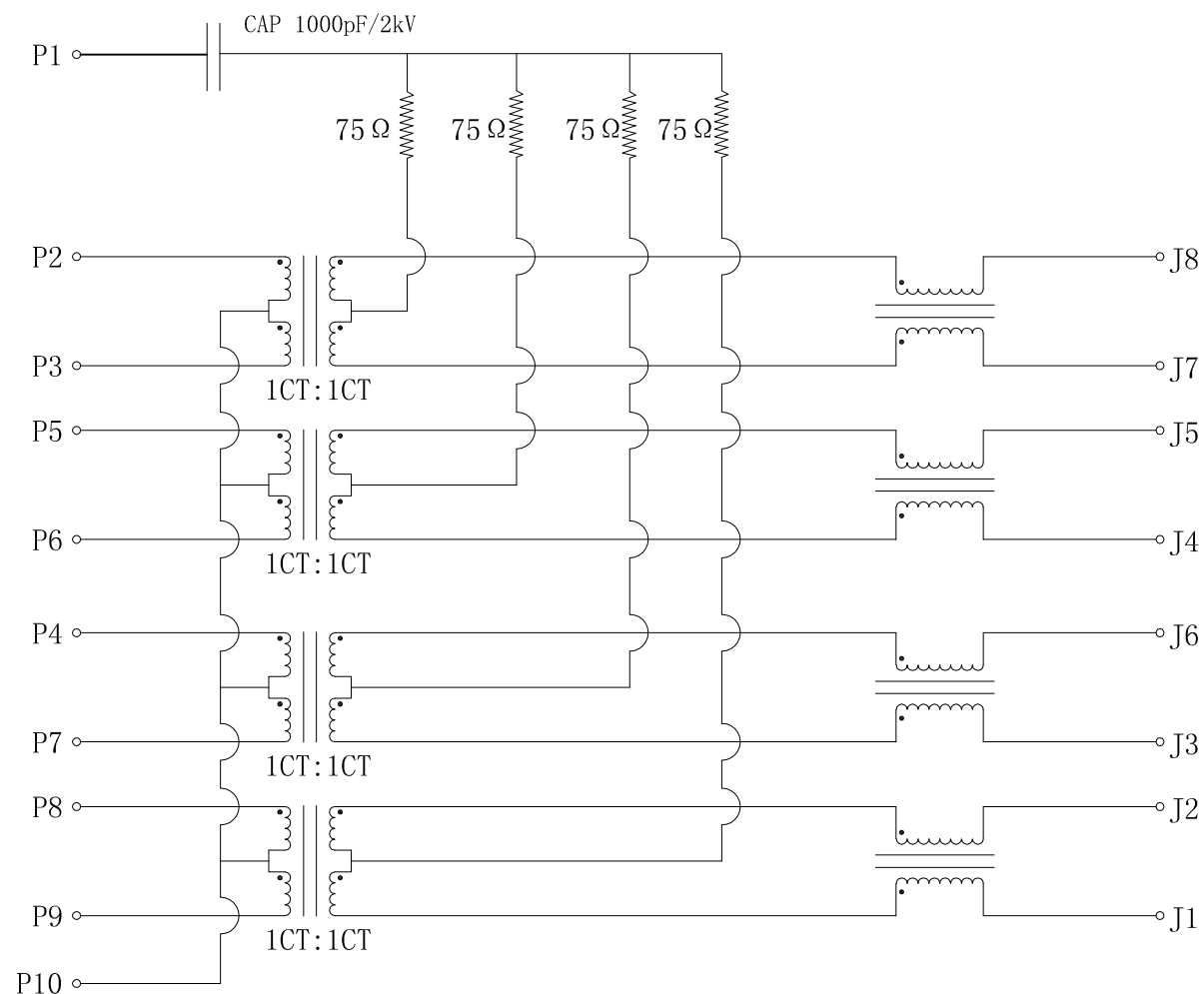
UNIT: mm / inch
 TOLERANCES: ±0.10 / 0.004

THIS DRAWING IS A CONTROLLED DOCUMENT.		DWN GANESH C M 02AUG2016		
		CHK FRANZ MUELLER 02AUG2016		
DIMENSIONS: mm [INCHES]		APVD MARTIN SZELAG 02AUG2016	NAME RJ45 JACK INT.MAG. 1Gb 1x1 INV.	
		PRODUCT SPEC 108-94552	-	
MATERIAL		APPLICATION SPEC 114-94447	SIZE A3	RESTRICTED TO -
TOLERANCES UNLESS OTHERWISE SPECIFIED:		WEIGHT 0	CAGE CODE 00779	DRAWING NO C=2301994-5
0 PLC ± - 1 PLC ± - 2 PLC ± - 3 PLC ± - 4 PLC ± - ANGLES ± -		CUSTOMER DRAWING	SCALE 3:1	SHEET 2 of 3
FINISH				REV B2

REVISIONS

P	LTR	DESCRIPTION	DATE	DWN	APVD
-	-	SEE SHEET 1	-	-	-

ELECTRICAL CIRCUIT DIAGRAM



- 1.0 Turn Ratio @100kHz: (P9~P8):(J1~J2) = 1:1±2%
(P7~P4):(J3~J6) = 1:1±2%
(P6~P5):(J4~J5) = 1:1±2%
(P3~P2):(J7~J8) = 1:1±2%
- 2.0 Primary Inductance: 350µH MIN. @100kHz, 0.1V 8mA DC BIAS
- 3.0 DC Resistance: 1.2 OHMS MAX.
- 4.0 Insertion Loss: 1-100MHz -1.0dB MAX.
100-125MHz -1.2dB MAX.
- 5.0 Return Loss: 1-40MHz -16dB MIN.
40-60MHz -12dB MIN.
60-80MHz -10dB MIN.
80-100MHz -8dB MIN.
- 6.0 CROSS TALK: 1-100MHz -30dB MIN.
- 7.0 COMMON TO COMMON MODE ATTENUATION: 1-100MHz -30dB MIN.
- 8.0 Isolation: PHY Side to Line Side: 2250VDC

2301994-5
WWYY-xxxx



FCC

CONTROL CODE

DATE CODE
"0213"

YY-YEAR

WW-WEEK

THIS DRAWING IS A CONTROLLED DOCUMENT.		DWN 02AUG2016 GANESH C M	TE Connectivity	
		CHK 02AUG2016 FRANZ MUELLER		
		APVD 02AUG2016 MARTIN SZELAG	NAME RJ45 JACK INT.MAG. 1Gb 1x1 INV.	
DIMENSIONS: mm [INCHES]		PRODUCT SPEC 108-94552	SIZE A3	
TOLERANCES UNLESS OTHERWISE SPECIFIED: 0 PLC ± - 1 PLC ± - 2 PLC ± - 3 PLC ± - 4 PLC ± - ANGLES ± -		APPLICATION SPEC 114-94447	CAGE CODE 00779	
MATERIAL 1		WEIGHT 0	DRAWING NO 2301994-5	
FINISH 1		CUSTOMER DRAWING		RESTRICTED TO -
		SCALE 3:1		SHEET 3 of 3
				REV B2

X-ON Electronics

Largest Supplier of Electrical and Electronic Components

Click to view similar products for [Modular Connectors / Ethernet Connectors](#) category:

Click to view products by [TE Connectivity](#) manufacturer:

Other Similar products are found below :

[8949-H88/06BLKA/SN](#) [74441-0010/BKN](#) [MP1010RX-1000](#) [MP44RX-1000](#) [PHJ-4P4C-1-V-4](#) [PHP-6P6C-5](#) [GAX-3-66](#) [GAX-8-62](#) [GDCX-PA-66-50](#) [GDCX-PN-64](#) [GDCX-PN-66](#) [GDCX-PN-66-50](#) [GDLX-A-66](#) [GDLX-N-66](#) [GDLX-S-66](#) [GDLX-S-88K](#) [GDTX-S-88-50](#) [GDX-PA-1010](#) [GLX-N-1010M-BLK](#) [GLX-S-88M-BLK](#) [GMX-N-1010](#) [GMX-S-1010](#) [GMX-S-66](#) [GMX-SMT4-N-88](#) [GPX-2-64](#) [GSGX-N-2-88](#) [GSGX-N-4-88](#) [GSX-NS2-88-3.05](#) [GSX-NS2-88-3.05-50](#) [GSX-NS-88-3.05-50](#) [PT-108A-8C-UL](#) [PT-J951-8C](#) [PTS-J531-8CS-50UL](#) [1-1775629-2](#) [A-2014-0-4](#) [GWLX-S-88-GR](#) [GWLX-S9-88-YG](#) [DC-1021-8-WH-6](#) [1300530003](#) [1324640-4](#) [RJ11FTVC2G](#) [RJ11FTVC2N](#) [RJFTVX2SA1G](#) [132764-001](#) [1413235](#) [MP88X-1000](#) [MPS88RX-5000](#) [E5288-S000K3-L](#) [E5908-15A242-L](#) [155302-001](#)