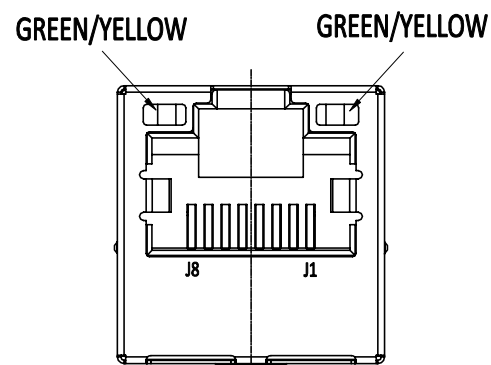
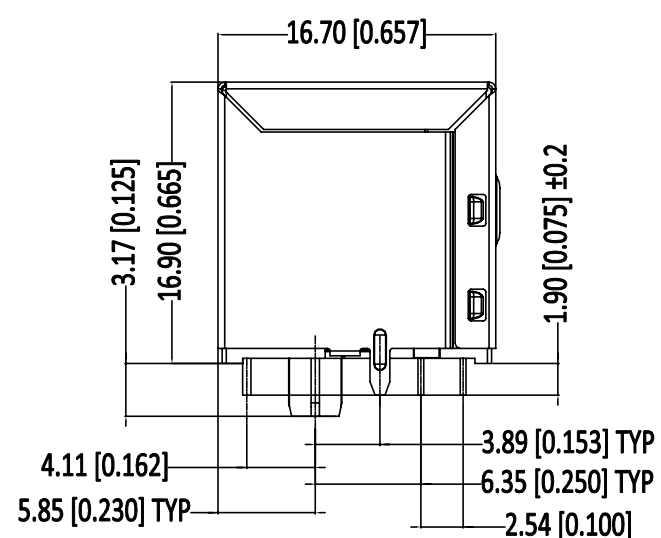
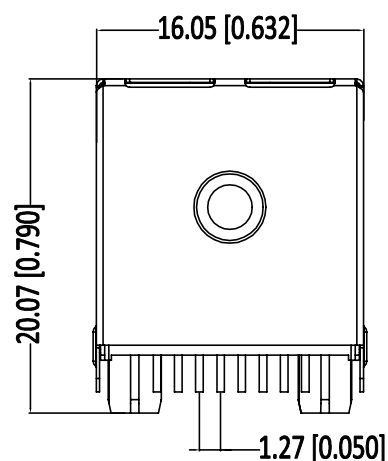
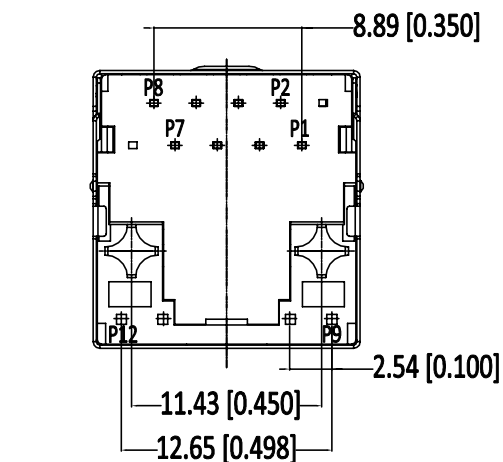
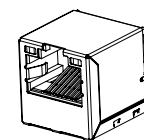


P	LTR	DESCRIPTION	DATE	DWN	APVD
	A2	RETURN LOSS SPECIFICATION CORRECTED	26MAY2021	SS	OW



- 1 CONNECTOR MATERIAL:
 HOUSING: LCP BLACK UL94 V-0
 INSERT: LCP BLACK UL94 V-0
 SHIELD: BRASS
 SHIELD PLATING: NICKEL
 CONTACT: COPPER ALLOY
 CONTACT PLATING: SELECTIVE GOLD, MIN. 0.76µm (30µinch) IN CONTACT AREA
 OVER MIN. 1.27µm (50µinch) NICKEL
 SOLDER PIN PLATING: 3.05µm (120µinch) TIN OVER 1.27µm (50µinch) NICKEL
 OVER ALL
 SHIELDING PIN PLATING: NICKEL
- 2 PIN NOT ELECTRICALLY CONNECTED MAYBE OMITTED SEE ELECTRICAL CIRCUIT DIAGRAM FOR OMITTED PINS
- 3 RJ45 CAVITY DIMENSION CONFORM TO FCC PART 68
- 4 THE PART IS RECOMMENDED FOR REFLOW SOLDERING PROCESS PEAK SOLDERING: TEMPERATURE MAX. +260°C, MAX. 10s
- 5 OPERATING TEMPERATURE: T= -40°C TO +85°C
- 6 STORAGE TEMPERATURE: T= -40°C TO +85°C
- 7 UNLESS OTHERWISE SPECIFIED, SEE TABLE FOR ALL DIMENSIONS TOLERANCES
- 8 JACK CONFIGURATION: 1 x 1
 TAB DIRECTION: UP
- 9 AUTOMATED PLACEMENT: FOR FORCE-FREE ASSEMBLY WITHOUT THE ALIGNMENT FUNCTION WIDEN TO MIN. 3.40 mm DIAMETER
- 10 PACKAGING: REEL (T+R) ACCORDING TO PACKAGING SPECIFICATION 107-18116



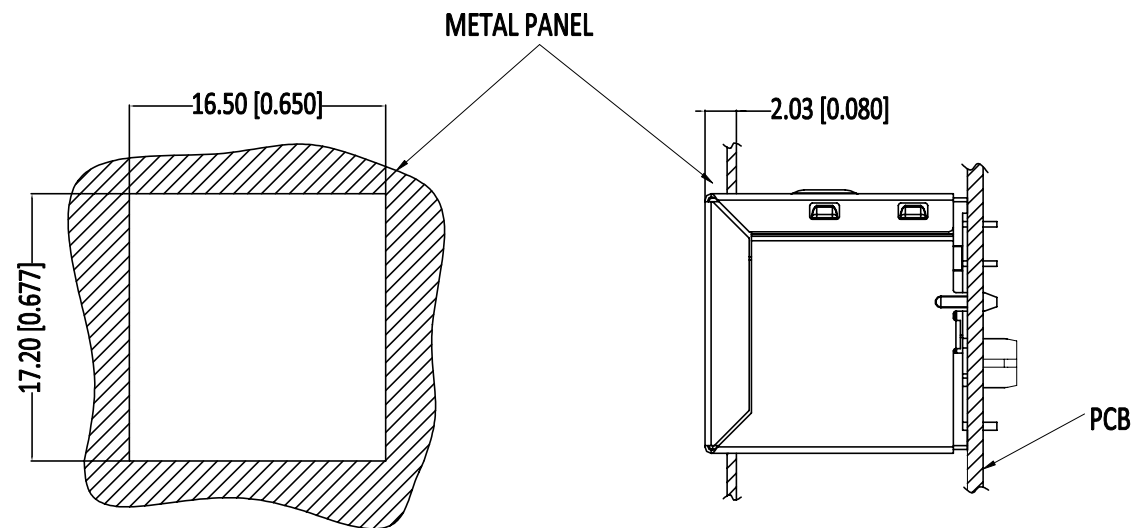
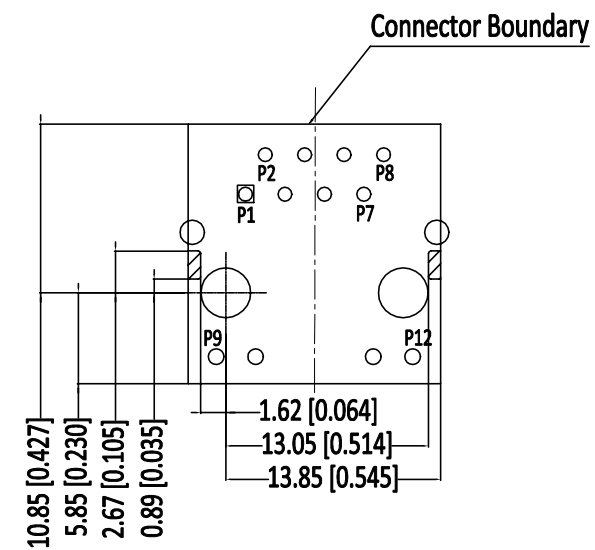
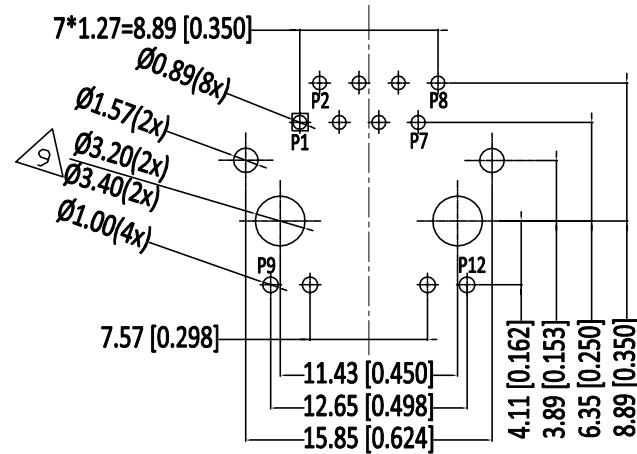
1:1

TABLE OF TOLERANCE (mm)	
RANGE	TOLERANCE
0-10	±0.15
>10-40	±0.25
>40-70	±0.30
>70	±0.40

THIS DRAWING IS A CONTROLLED DOCUMENT.		DWN GANESH C M 27AUG2016	TE Connectivity Ltd.																																	
		CHK FRANZ MUELLER 27AUG2016																																		
		APVD MARTIN SZELAG 27AUG2016	NAME RJ45 JACK INT.MAG. 10/100 LED 1x1 VERT																																	
DIMENSIONS: mm [INCHES]		PRODUCT SPEC 108-94552		SIZE A3																																
		APPLICATION SPEC 114-94447																																		
MATERIAL 1		WEIGHT -		CAGE CODE 00779																																
TOLERANCES UNLESS OTHERWISE SPECIFIED: <table border="0"> <tr> <td>0 PLC</td> <td>± -</td> <td rowspan="4">7</td> </tr> <tr> <td>1 PLC</td> <td>± -</td> </tr> <tr> <td>2 PLC</td> <td>± -</td> </tr> <tr> <td>3 PLC</td> <td>± -</td> </tr> <tr> <td>4 PLC</td> <td>± -</td> <td></td> </tr> <tr> <td>ANGLES</td> <td>± -</td> <td></td> </tr> <tr> <td colspan="2">FINISH 1</td> <td colspan="2">DRAWING NO C=2301995-3</td> <td>RESTRICTED TO -</td> </tr> <tr> <td colspan="2"></td> <td colspan="2">CUSTOMER DRAWING</td> <td>SCALE 3:1</td> </tr> <tr> <td colspan="2"></td> <td colspan="2"></td> <td>SHEET 1 of 3</td> </tr> <tr> <td colspan="2"></td> <td colspan="2"></td> <td>REV A2</td> </tr> </table>		0 PLC	± -	7	1 PLC	± -	2 PLC	± -	3 PLC	± -	4 PLC	± -		ANGLES	± -		FINISH 1		DRAWING NO C=2301995-3		RESTRICTED TO -			CUSTOMER DRAWING		SCALE 3:1					SHEET 1 of 3					REV A2
0 PLC	± -	7																																		
1 PLC	± -																																			
2 PLC	± -																																			
3 PLC	± -																																			
4 PLC	± -																																			
ANGLES	± -																																			
FINISH 1		DRAWING NO C=2301995-3		RESTRICTED TO -																																
		CUSTOMER DRAWING		SCALE 3:1																																
				SHEET 1 of 3																																
				REV A2																																

P	LTR	DESCRIPTION	DATE	DWN	APVD
-	-	SEE SHEET 1	-	-	-

SUGGESTED PCB LAYOUT

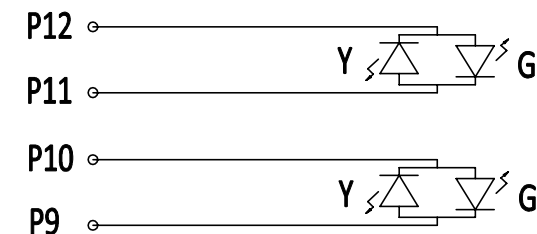
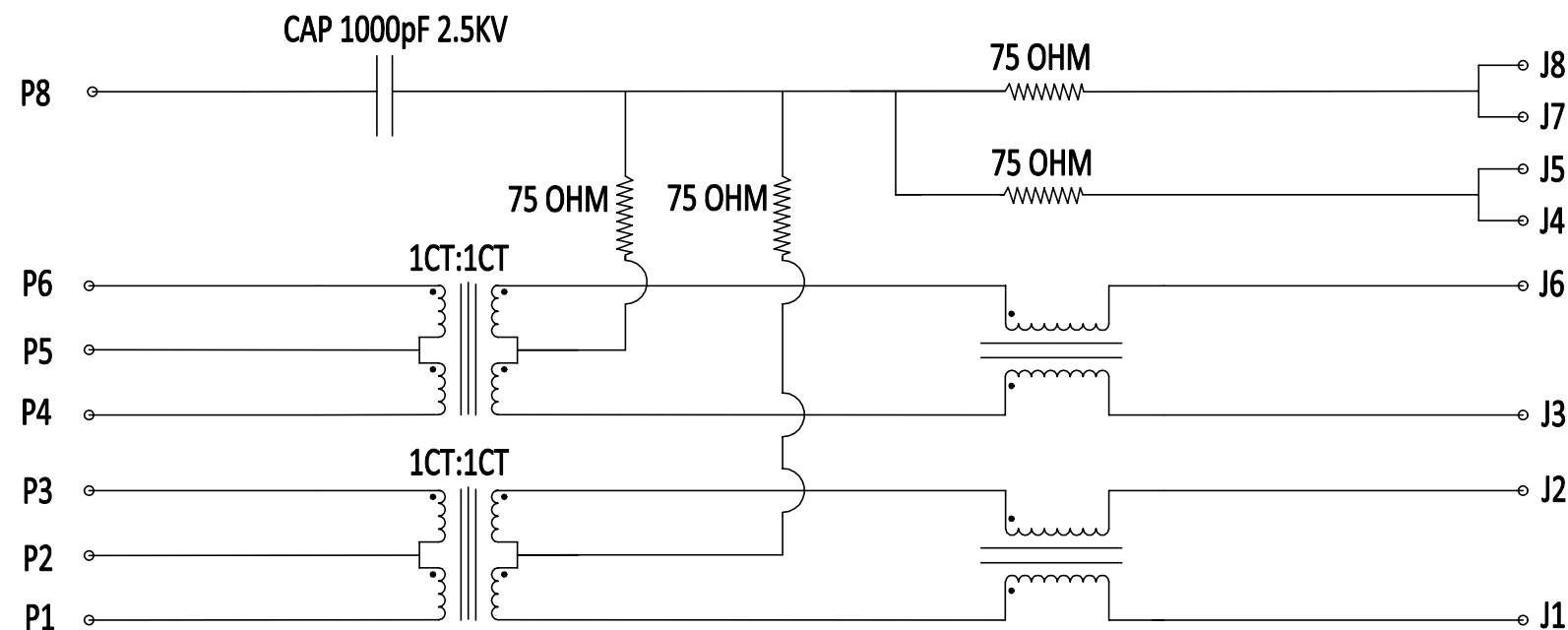


UNIT: mm / inch
 TOLERANCES: ±0.10 / 0.004
 ONLY FOR THIS VIEW

THIS DRAWING IS A CONTROLLED DOCUMENT.		DWN GANESH C M 27AUG2016	TE Connectivity Ltd.	
		CHK FRANZ MUELLER 27AUG2016		
DIMENSIONS: mm [INCHES]		APVD MARTIN SZELAG 27AUG2016	NAME RJ45 JACK INT.MAG. 10/100 LED 1x1 VERT	
		PRODUCT SPEC 108-94552		
TOLERANCES UNLESS OTHERWISE SPECIFIED: 0 PLC ± - 1 PLC ± - 2 PLC ± - 3 PLC ± - 4 PLC ± - ANGLES ± -		APPLICATION SPEC 114-94447		
MATERIAL 1		WEIGHT -	SIZE A3	CAGE CODE 00779
FINISH 1		DRAWING NO C=2301995-3		RESTRICTED TO -
CUSTOMER DRAWING			SCALE 3:1	SHEET 2 of 3
			REV A2	

P	LTR	DESCRIPTION	DATE	DWN	APVD
-	-	SEE SHEET 1	-	-	-

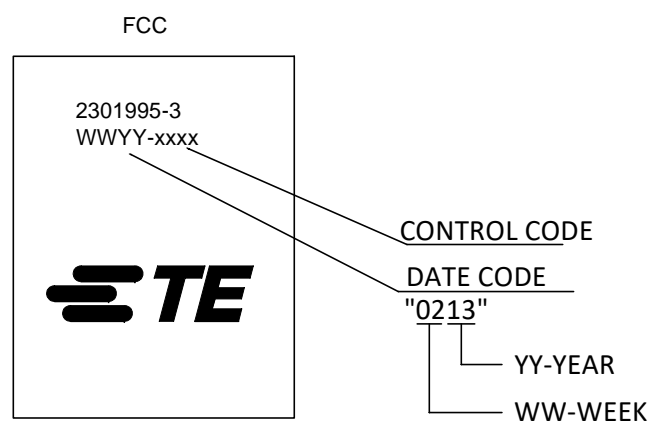
ELECTRICAL CIRCUIT DIAGRAM



Pin	Yellow	Green	Pin	Yellow	Green
P12	-	+	P10	-	+
P11	+	-	P9	+	-

VF = 2.2 V (max. 2.5 V) @IF = 20 mA

1. TURN RATIO @100kHz: (P1~P3):(J1~J2) = 1:1±2%
(P4~P6):(J3~J6) = 1:1±2%
2. PRIMARY INDUCTANCE: 350µH MIN @100kHz,0.1V 8mA DC BIAS
3. DC RESISTANCE: 1.2 OHMS MAX
4. INSERTION LOSS: 1-100MHz -1.2dB MAX
5. RETURN LOSS: 1-30MHz -16dB MIN.
30-60MHz -16dB+20log(f/30MHz) MIN.
60-80MHz -10dB MIN.
6. CROSS TALK: 1-100MHz -30dB MIN.
7. COMMON TO COMMON MODE ATTENUATION: 1-100MHz -30dB MIN.
8. ISOLATION: PHY SIDE TO LINE SIDE: 2250VDC



THIS DRAWING IS A CONTROLLED DOCUMENT.		DWN GANESH C M 27AUG2016	TE Connectivity Ltd.	
		CHK FRANZ MUELLER 27AUG2016		
DIMENSIONS: mm [INCHES]		APVD MARTIN SZELAG 27AUG2016	NAME RJ45 JACK INT.MAG. 10/100 LED 1x1 VERT	
		PRODUCT SPEC 108-94552		
		APPLICATION SPEC 114-94447		
MATERIAL 		WEIGHT -	SIZE A3	CAGE CODE 00779
TOLERANCES UNLESS OTHERWISE SPECIFIED: 0 PLC ± - 1 PLC ± - 2 PLC ± - 3 PLC ± - 4 PLC ± - ANGLES ± -		FINISH 	DRAWING NO C=2301995-3	RESTRICTED TO -
		CUSTOMER DRAWING		SCALE 3:1 SHEET 3 OF 3 REV A2

X-ON Electronics

Largest Supplier of Electrical and Electronic Components

Click to view similar products for [Modular Connectors / Ethernet Connectors](#) category:

Click to view products by [TE Connectivity](#) manufacturer:

Other Similar products are found below :

[8949-H88/06BLKA/SN](#) [74441-0010/BKN](#) [MP1010RX-1000](#) [MP44RX-1000](#) [PHJ-4P4C-1-V-4](#) [PHP-6P6C-5](#) [GAX-3-66](#) [GAX-8-62](#) [GDCX-PA-66-50](#) [GDCX-PN-64](#) [GDCX-PN-66](#) [GDCX-PN-66-50](#) [GDLX-A-66](#) [GDLX-N-66](#) [GDLX-S-66](#) [GDLX-S-88K](#) [GDTX-S-88-50](#) [GDX-PA-1010](#) [GLX-N-1010M-BLK](#) [GLX-S-88M-BLK](#) [GMX-N-1010](#) [GMX-S-1010](#) [GMX-S-66](#) [GMX-SMT4-N-88](#) [GPX-2-64](#) [GSGX-N-2-88](#) [GSGX-N-4-88](#) [GSX-NS2-88-3.05](#) [GSX-NS2-88-3.05-50](#) [GSX-NS-88-3.05-50](#) [PT-108A-8C-UL](#) [PT-J951-8C](#) [PTS-J531-8CS-50UL](#) [1-1775629-2](#) [A-2014-0-4](#) [GWLX-S-88-GR](#) [GWLX-S9-88-YG](#) [DC-1021-8-WH-6](#) [1300530003](#) [1324640-4](#) [RJ11FTVC2G](#) [RJ11FTVC2N](#) [RJFTVX2SA1G](#) [132764-001](#) [1413235](#) [MP88X-1000](#) [MPS88RX-5000](#) [E5288-S000K3-L](#) [E5908-15A242-L](#) [155302-001](#)