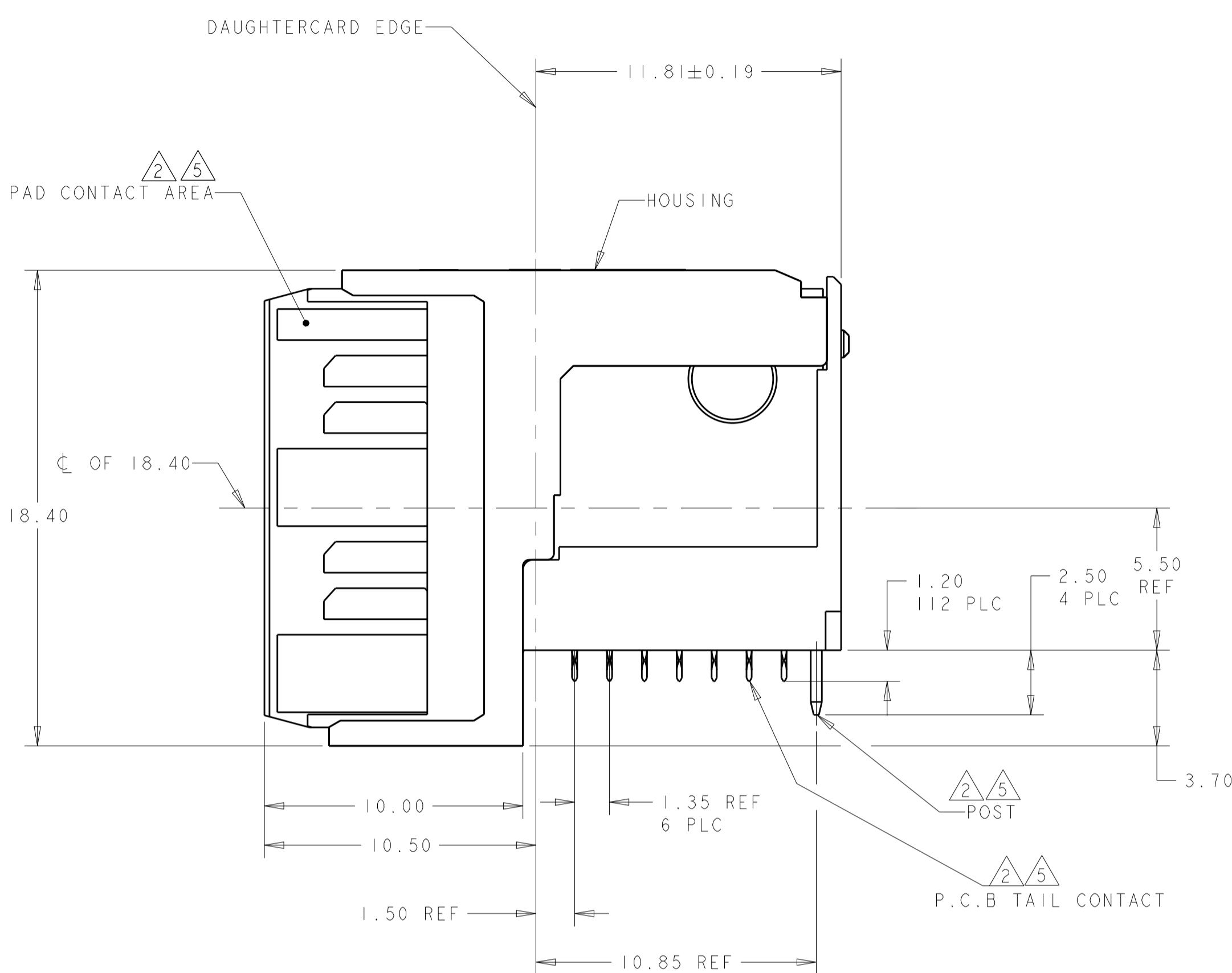
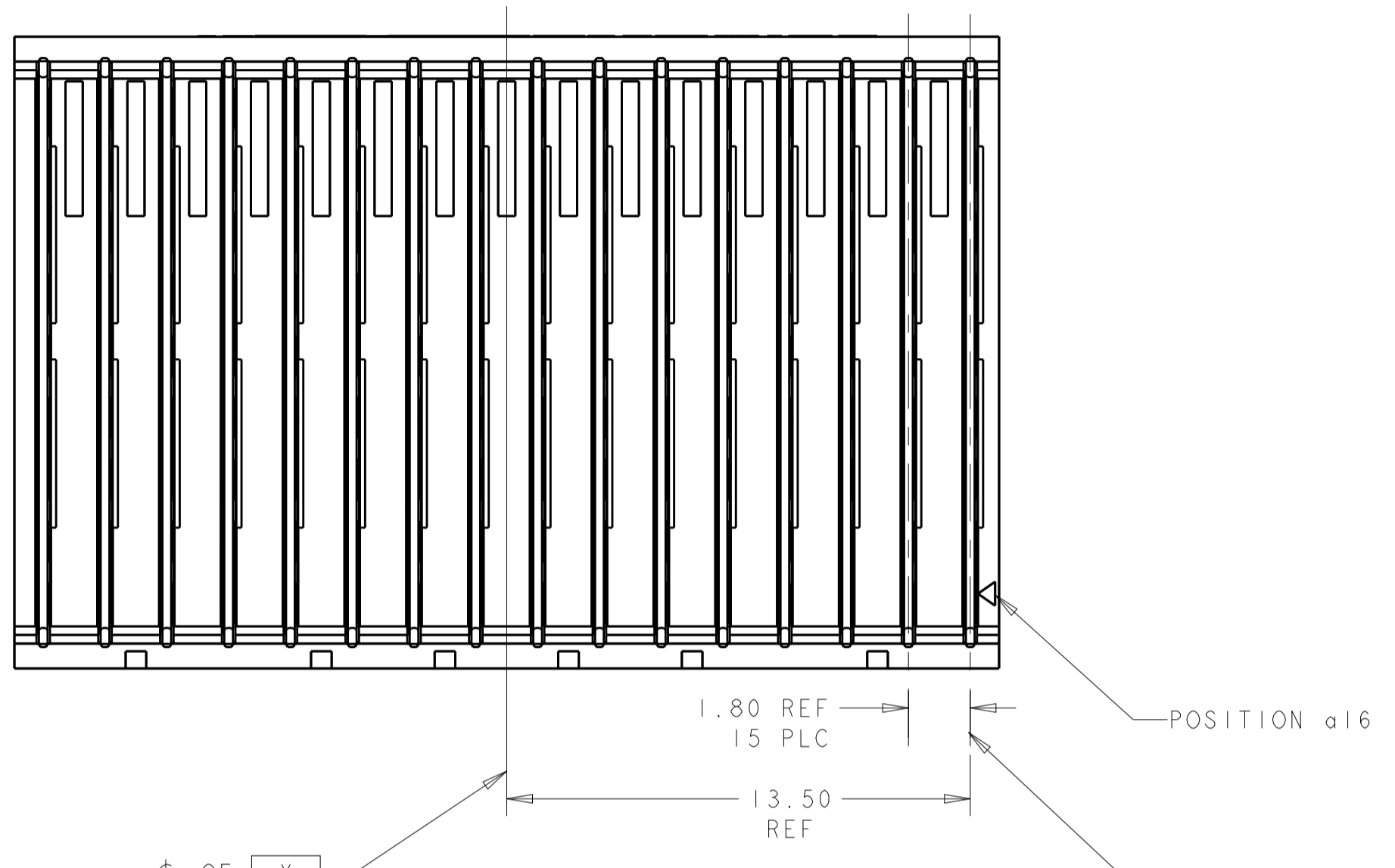


REVISIONS				
P.	LTN.	DESCRIPTION	DATE	APVD.
A		RELEASED PER ECO-19-001811	05FEB2019	DCB AT



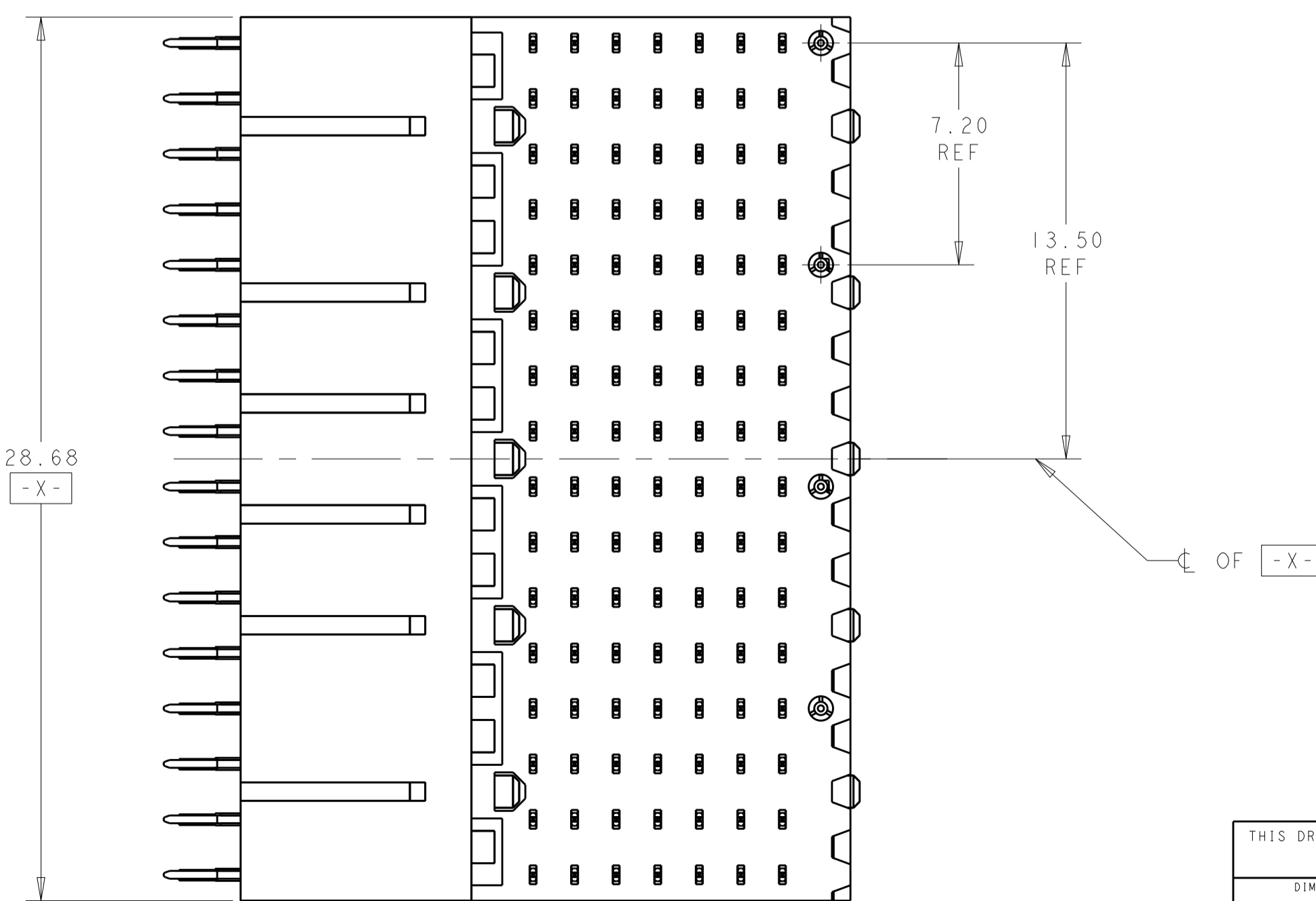
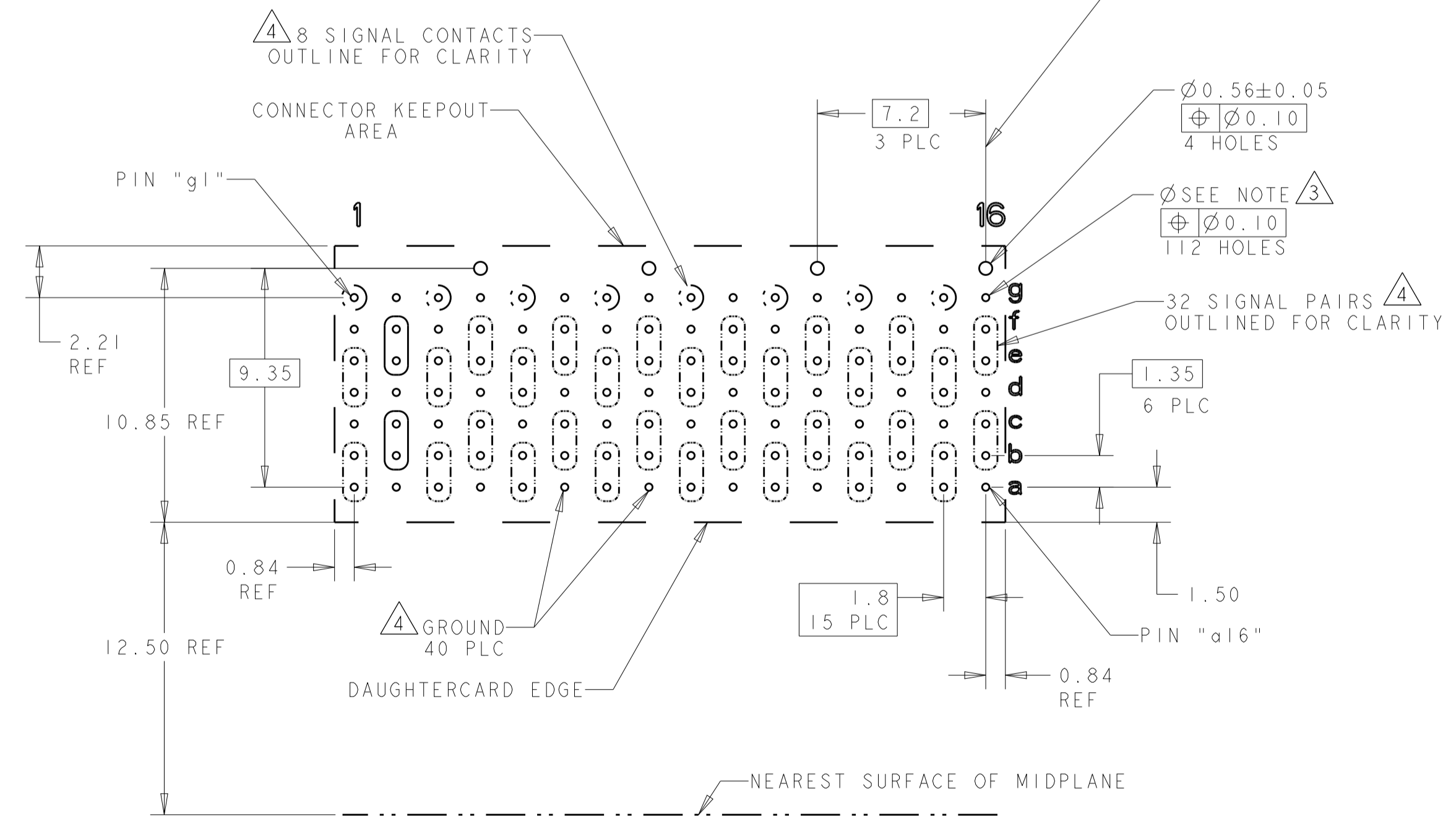
- 1 HOUSING: LCP, UL94V0, COLOR: BLACK.
CONTACT: PHOSPHOR BRONZE.
POST: BRASS WIRE
- 2 CONTACT: 1.27µm MIN GOLD IN PAD CONTACT AREA
1.27µm MIN TIN-LEAD ON PCB TAIL
OVER 1.27µm MIN NICKEL OVER ALL.
POST: 1.27µm MIN NICKEL PLATED.
- 3 PLATED THRU HOLE SPECIFICATION:
DRILLED HOLE: $\varnothing 0.40 \pm 0.02$
0.025-0.050 THICK COPPER PLATING (MAX HARDNESS 150 KNOOP)
FINISH OPTIONS:
0.0038-0.0124 HOT AIR SOLDER LEVELING (HASL) TIN-LEAD (SnPb)
0.0005-0.004 IMMERSION TIN (Sn)
0.0002-0.0005 ORGANIC SOLDERABILITY PRESERVATIVE (OSP)
0.0001-0.0005 IMMERSION SILVER (Ag)
0.0001-0.0005 IMMERSION GOLD OVER 0.00127-0.0076 NICKEL (ENIG)
FINISH HOLE DIAMETER AFTER PLATING = $\varnothing 0.31$ REF
- 4 SEE TABLE 1 FOR INTERCONNECTIONS TO BACKPLANE CONNECTOR.
- 5 CONTACT: 1.27µm MIN GOLD IN PAD CONTACT AREA,
1.27µm MIN TIN ON PCB TAIL OVER 1.27µm MIN.
NICKEL OVER ALL.
POST: 1.27µm MIN NICKEL PLATED.

TABLE 1
INTERCONNECTIONS WITH BACKPLANE CONNECTOR
2302789 OR 2302790 OR 2302793

TYPICAL INTERCONNECTIONS FOR EACH ODD-NUMBERED COLUMN (WAFER): 1, 3, 5, 7, 9, 11, 13, 15		
CONTACT USAGE	DAUGHTERCARD CONNECTOR PIN	BACKPLANE CONNECTOR PIN
SIGNAL PAIR	ax	ax
	bx	bx
SIGNAL PAIR	dx	ex
	ex	fx
SIGNAL	gx	ix
GROUND	cx, fx (ALL COMMONED)	cx, dx, gx, hx

TYPICAL INTERCONNECTIONS FOR EACH EVEN-NUMBERED COLUMN (WAFER): 2, 4, 6, 8, 10, 12, 14, 16		
CONTACT USAGE	DAUGHTERCARD CONNECTOR PIN	BACKPLANE CONNECTOR PIN
SIGNAL PAIR	bx	cx
	cx	dx
SIGNAL PAIR	ex	gx
	fx	hx
GROUND	ax, dx, gx, (ALL COMMONED)	ax, bx, ex, fx, ix

NOTE: "x" DESIGNATES THE COLUMN NUMBER



PC BOARD REAR TRANSITION MODULE
(CONNECTOR SIDE)
SCALE 5:1

THIS DRAWING IS A CONTROLLED DOCUMENT.		OWN: MILLER 11JUL2017	2302795-2
DIMENSIONS: mm		CHK: A. TSANG 11JUL2017	2302795-1
TOLERANCES UNLESS OTHERWISE SPECIFIED:		APVD:	PLATING PART NO
0 PLC	±	NAME:	TE Connectivity
1 PLC	±0.5	PRODUCT SPEC:	RIGHT-ANGLE PLUG ASSEMBLY,
2 PLC	±0.13	APPLICATION SPEC:	7 ROW, CENTER, RTM, DIFFERENTIAL,
3 PLC	±	SIZE: CAGE CODE DRAWING NO:	VPX, MULTIGIG RT 3
4 PLC	±	RESTRICTED TO:	
ANGLES	±1°	WEIGHT: 10.33g	A100779C=2302795
FINISH:	SEE TABLE	RESTRICTED CUSTOMER	SCALE 5:1 SHEET 1 OF 1 REV A

X-ON Electronics

Largest Supplier of Electrical and Electronic Components

Click to view similar products for [High Speed/Modular Connectors](#) category:

Click to view products by [TE Connectivity](#) manufacturer:

Other Similar products are found below :

[650827-1](#) [74040-1346](#) [1410191-1](#) [1410368-3](#) [1410964-2](#) [1410326-3](#) [1410367-3](#) [1410971-4](#) [1467833-1](#) [2000877-1](#) [2000878-1](#) [2041314-1](#)
[2065387-1](#) [2187307-1](#) [163P](#) [1934290-1](#) [2000875-1](#) [2065917-1](#) [2102736-2](#) [FSR-40](#) [2169868-2](#) [22354-8](#) [437-5040-000](#) [5-1393565-0](#) [039-](#)
[0246-000](#) [0740618502](#) [0761601016](#) [0784461022](#) [10123159-12ELF](#) [030-2415-003/100 PK](#) [030-7380-004](#) [030-2494-001](#) [532939-1](#) [5532901-](#)
[3](#) [3-1469268-7](#) [74748-102LF](#) [10041743-101LF](#) [10066670-100002LF](#) [1-533915-1](#) [249-4515-000](#) [7-1469373-3](#) [DL2-2J/S](#) [2000713-8](#)
[2000713-7](#) [10124313-101LF](#) [3011-21](#) [757105208](#) [430305-001](#) [4395800100](#) [8140115](#)