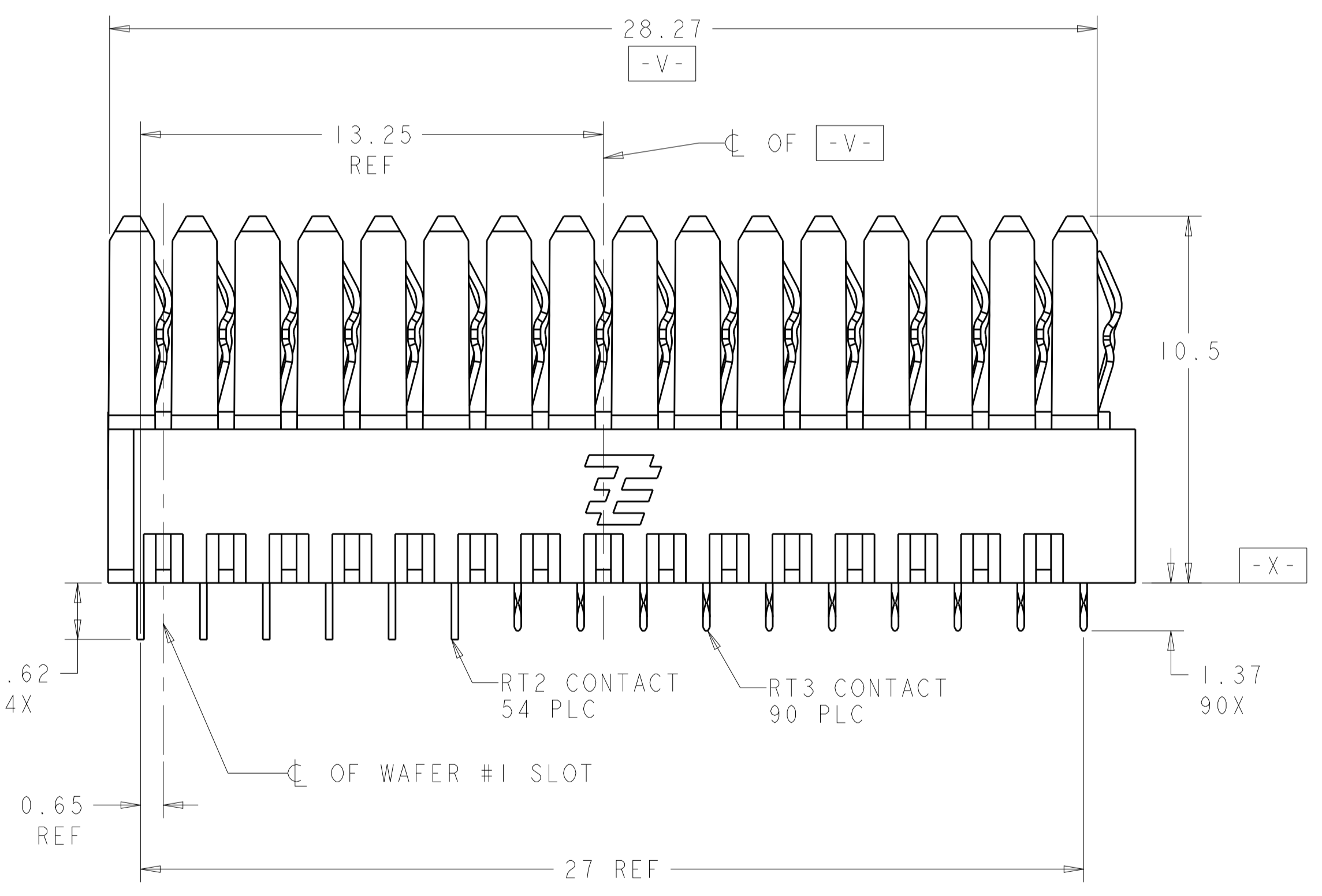
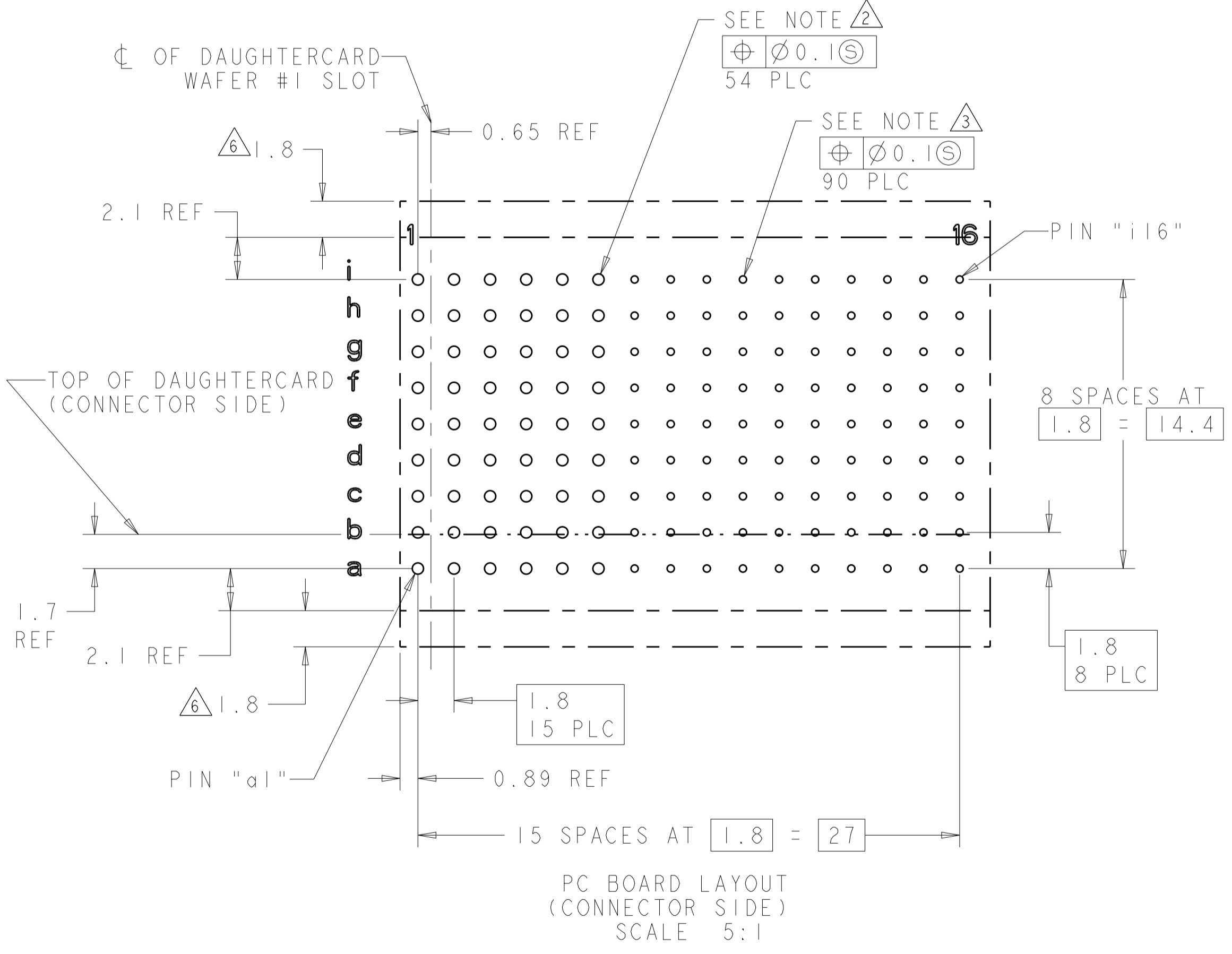
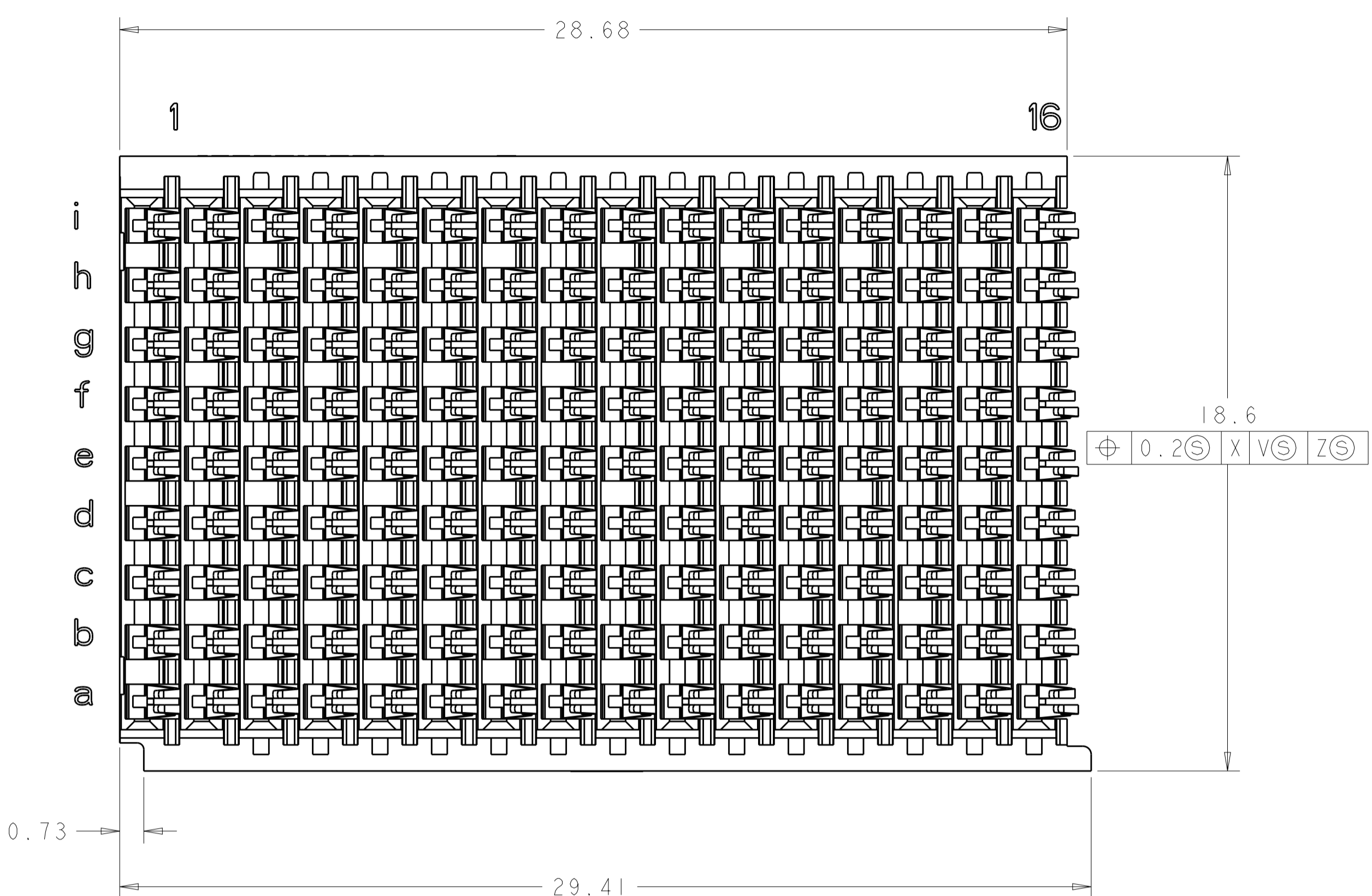
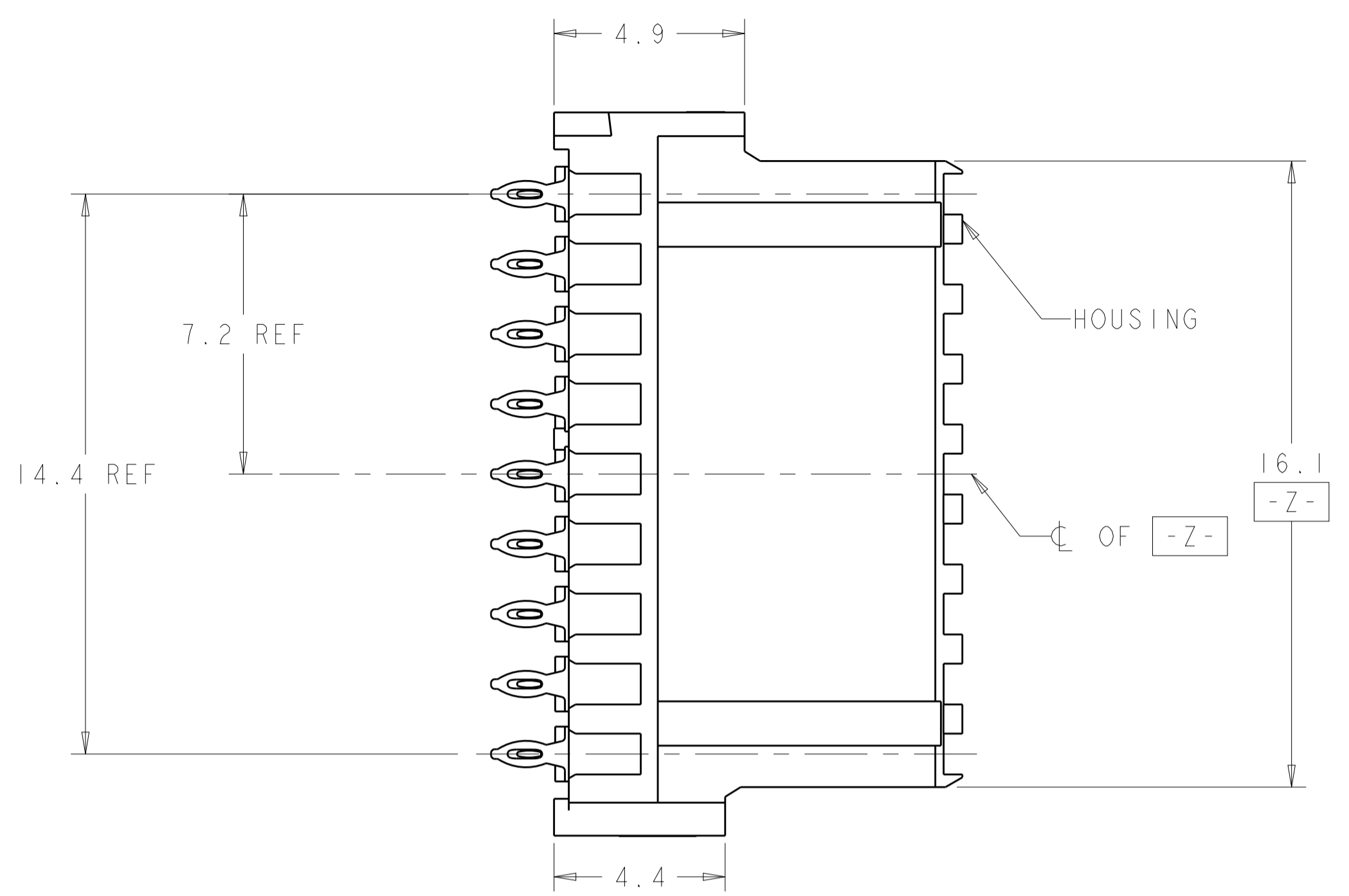


LOC		DIST		REVISIONS			
P	LTN	DESCRIPTION	DATE	DMN	APVD		
A		RELEASED PER ECO-19-001811	05FEB2019	DCB	AT		



- 1 HOUSING: LCP, UL94V0, COLOR: BLACK. CONTACT: PHOSPHOR BRONZE.
- 2 PLATED THROUGH HOLE PER 114-13056, FIGURE 4
- 3 PLATED THRU HOLE SPECIFICATION:  
 -DRILLED HOLE:  $\varnothing 0.45 \pm 0.02$   
 -0.025-0.050 THICK COPPER PLATING (MAX HARDNESS 150 KNOOP)  
 FINISH OPTIONS:  
 -0.0038-0.0124 HOT AIR SOLDER LEVELING (HASL) TIN-LEAD (SnPb)  
 -0.0005-0.004 IMMERSION TIN (Sn)  
 -0.0002-0.0005 ORGANIC SOLDERABILITY PRESERVATIVE (OSP)  
 -0.0001-0.0005 IMMERSION SILVER (Ag)  
 -0.0001-0.0005 IMMERSION GOLD OVER  
 0.00127-0.0076 NICKEL (ENIG)  
 FINISH HOLE DIAMETER AFTER PLATING =  $\varnothing 0.36$  REF
- 4 FINISH: 1.27 $\mu$ m GOLD IN CONTACT AREA 1.27 $\mu$ m MIN. TIN-LEAD ON PCB TAIL OVER 2.54 $\mu$ m MIN. NICKEL OVER ALL.
- 5 FINISH: 1.27 $\mu$ m MIN GOLD IN CONTACT AREA, 0.50 $\mu$ m MIN TIN ON PCB TAIL OVER 2.54 $\mu$ m MIN. NICKEL OVER ALL.
- 6 ADDITIONAL CONNECTOR-SIDE KEEPOUT AREA REQUIRED IF CONNECTOR-SIDE EXTRACTION TOOL IS TO BE USED.

	1	2	3	4	5	6	7	8	9	10	11	12	13	14	15	16
i	2	2	2	2	2	2	3	3	3	3	3	3	3	3	3	3
h	2	2	2	2	2	2	3	3	3	3	3	3	3	3	3	3
g	2	2	2	2	2	2	3	3	3	3	3	3	3	3	3	3
f	2	2	2	2	2	2	3	3	3	3	3	3	3	3	3	3
e	2	2	2	2	2	2	3	3	3	3	3	3	3	3	3	3
d	2	2	2	2	2	2	3	3	3	3	3	3	3	3	3	3
c	2	2	2	2	2	2	3	3	3	3	3	3	3	3	3	3
b	2	2	2	2	2	2	3	3	3	3	3	3	3	3	3	3
a	2	2	2	2	2	2	3	3	3	3	3	3	3	3	3	3

2 = RT2 CONTACT (SEE NOTE 2)  
 3 = RT3 CONTACT (SEE NOTE 3)

5	2313238-2
4	2313238-1
PLATING	PART NO

THIS DRAWING IS A CONTROLLED DOCUMENT. DWN: A. MILLER 11JUL2017  
 CHK: A. TSANG 11JUL2017  
 APVD: -

DIMENSIONS: mm  
 TOLERANCES UNLESS OTHERWISE SPECIFIED:  
 0 PLC  $\pm$   
 1 PLC  $\pm 0.5$   
 2 PLC  $\pm 0.13$   
 3 PLC  $\pm$   
 4 PLC  $\pm$   
 ANGLES  $\pm 1^\circ$

MATERIAL: SEE TABLE  
 FINISH: SEE TABLE

PRODUCT SPEC: 108-2072-3  
 APPLICATION SPEC: 114-163004  
 WEIGHT: 6.51g

NAME: VERTICAL RECEPTACLE ASSEMBLY CENTER, WITH POWER, MULTIGIG RT 3  
 SIZE: 114-163004  
 CAGE CODE: A100779  
 DRAWING NO: 2313238  
 CUSTOMER DRAWING

SCALE: 2:1 SHEET 1 OF 1 REV A

## X-ON Electronics

Largest Supplier of Electrical and Electronic Components

*Click to view similar products for [High Speed/Modular Connectors](#) category:*

*Click to view products by [TE Connectivity](#) manufacturer:*

Other Similar products are found below :

[650827-1](#) [74040-1346](#) [1410191-1](#) [1410368-3](#) [1410964-2](#) [1410326-3](#) [1410367-3](#) [1410971-4](#) [1467833-1](#) [2000877-1](#) [2000878-1](#) [2041314-1](#)  
[2065387-1](#) [2187307-1](#) [163P](#) [1934290-1](#) [2000875-1](#) [2065917-1](#) [2102736-2](#) [FSR-40](#) [2169868-2](#) [22354-8](#) [437-5040-000](#) [5-1393565-0](#) [039-](#)  
[0246-000](#) [0740618502](#) [0761601016](#) [0784461022](#) [10123159-12ELF](#) [030-2415-003/100 PK](#) [030-7380-004](#) [030-2494-001](#) [532939-1](#) [5532901-](#)  
[3](#) [3-1469268-7](#) [74748-102LF](#) [10041743-101LF](#) [10066670-100002LF](#) [1-533915-1](#) [249-4515-000](#) [7-1469373-3](#) [DL2-2J/S](#) [2000713-8](#)  
[2000713-7](#) [10124313-101LF](#) [3011-21](#) [757105208](#) [430305-001](#) [4395800100](#) [8140115](#)