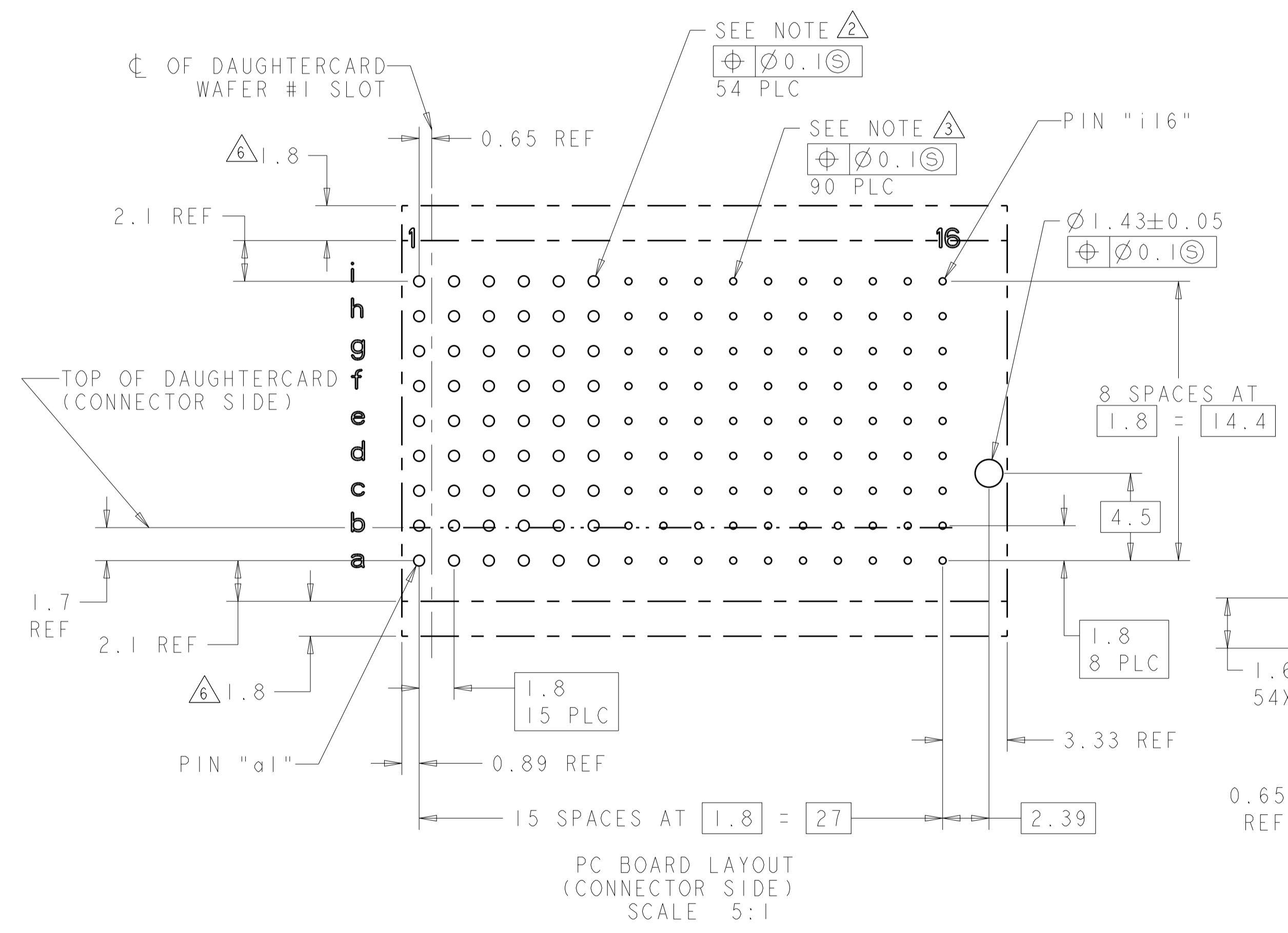
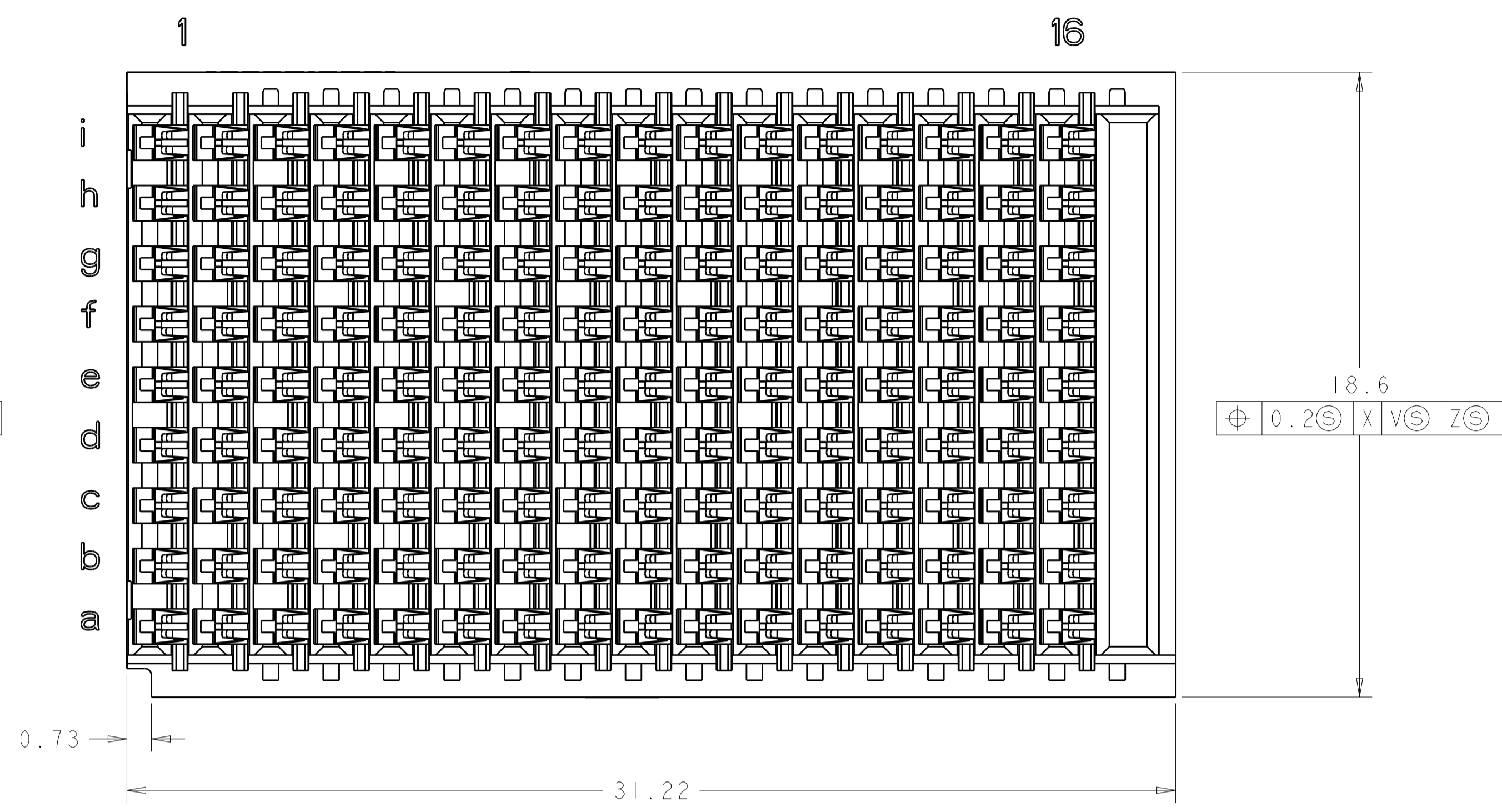
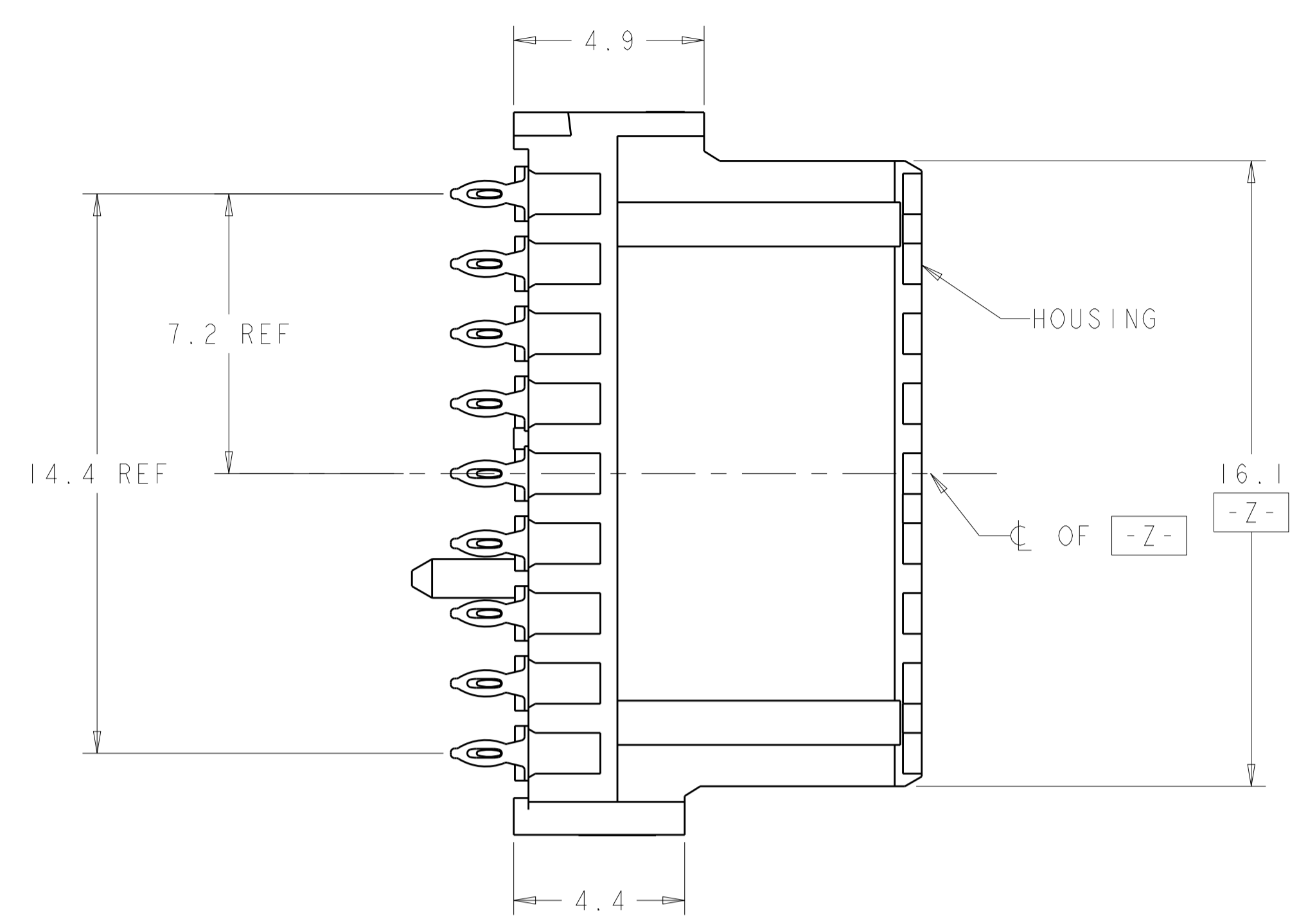
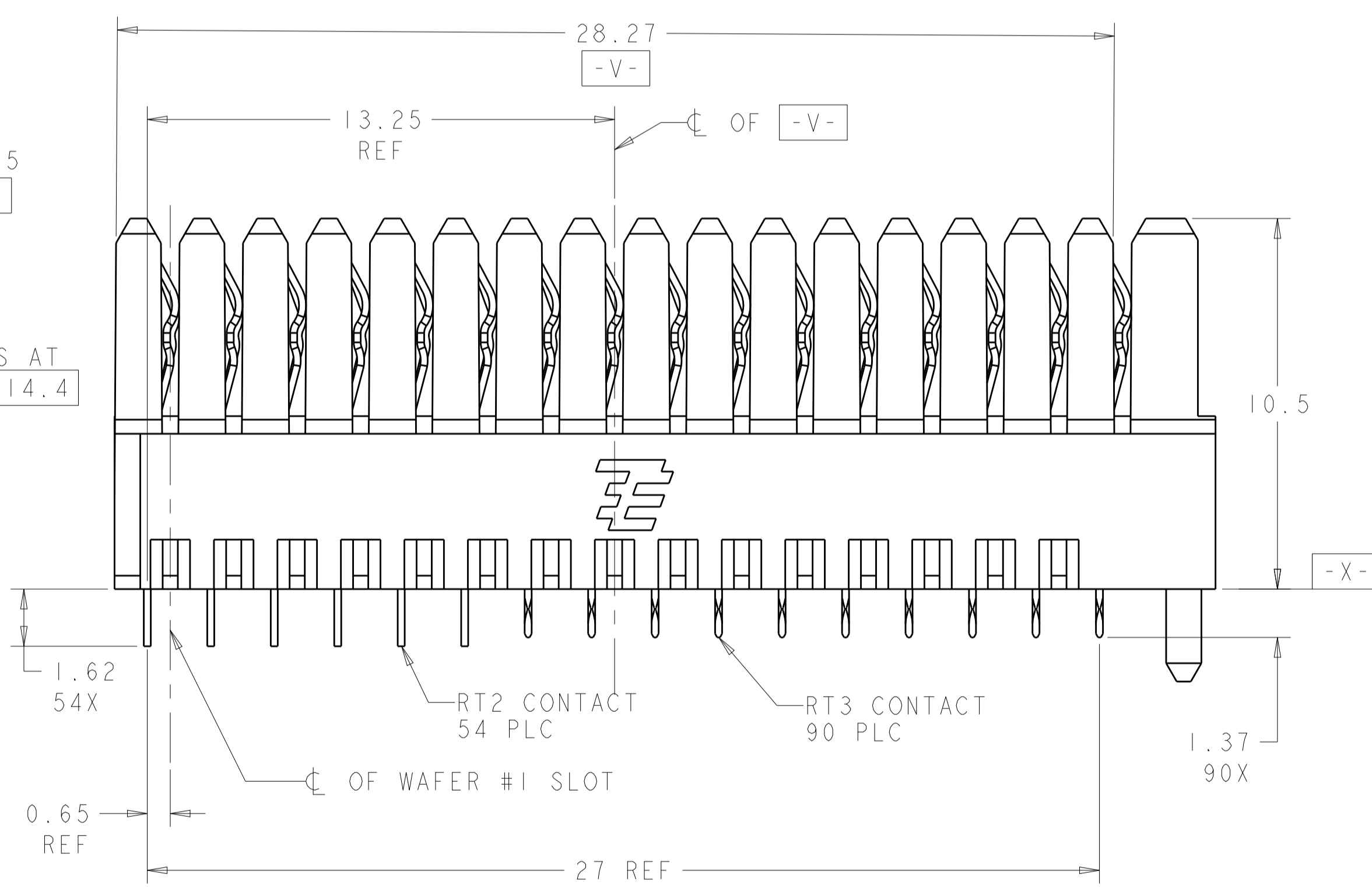


| LOC | | DIST | | REVISIONS | | | |
|-----|-----|-----------------|-----------|-----------|------|--|--|
| P | LTR | DESCRIPTION | DATE | DMN | APVD | | |
| A | | INITIAL RELEASE | 25FEB2019 | DCB | AT | | |



| | 1 | 2 | 3 | 4 | 5 | 6 | 7 | 8 | 9 | 10 | 11 | 12 | 13 | 14 | 15 | 16 |
|---|---|---|---|---|---|---|---|---|---|----|----|----|----|----|----|----|
| i | 2 | 2 | 2 | 2 | 2 | 3 | 3 | 3 | 3 | 3 | 3 | 3 | 3 | 3 | 3 | 3 |
| h | 2 | 2 | 2 | 2 | 2 | 3 | 3 | 3 | 3 | 3 | 3 | 3 | 3 | 3 | 3 | 3 |
| g | 2 | 2 | 2 | 2 | 2 | 3 | 3 | 3 | 3 | 3 | 3 | 3 | 3 | 3 | 3 | 3 |
| f | 2 | 2 | 2 | 2 | 2 | 3 | 3 | 3 | 3 | 3 | 3 | 3 | 3 | 3 | 3 | 3 |
| e | 2 | 2 | 2 | 2 | 2 | 3 | 3 | 3 | 3 | 3 | 3 | 3 | 3 | 3 | 3 | 3 |
| d | 2 | 2 | 2 | 2 | 2 | 3 | 3 | 3 | 3 | 3 | 3 | 3 | 3 | 3 | 3 | 3 |
| c | 2 | 2 | 2 | 2 | 2 | 3 | 3 | 3 | 3 | 3 | 3 | 3 | 3 | 3 | 3 | 3 |
| b | 2 | 2 | 2 | 2 | 2 | 3 | 3 | 3 | 3 | 3 | 3 | 3 | 3 | 3 | 3 | 3 |
| a | 2 | 2 | 2 | 2 | 2 | 3 | 3 | 3 | 3 | 3 | 3 | 3 | 3 | 3 | 3 | 3 |

2 = RT2 CONTACT (SEE NOTE 2)
 3 = RT3 CONTACT (SEE NOTE 3)



- 1 HOUSING: LCP, UL94V0, COLOR: BLACK. CONTACT: PHOSPHOR BRONZE.
- 2 PLATED THROUGH HOLE PER 114-13056, FIGURE 4
- 3 PLATED THRU HOLE SPECIFICATION:
 -DRILLED HOLE: $\varnothing 0.45 \pm 0.02$
 -0.025-0.050 THICK COPPER PLATING (MAX HARDNESS 150 KNOOP)
 FINISH OPTIONS:
 -0.0038-0.0124 HOT AIR SOLDER LEVELING (HASL) TIN-LEAD (SnPb)
 -0.0005-0.004 IMMERSION TIN (Sn)
 -0.0002-0.0005 ORGANIC SOLDERABILITY PRESERVATIVE (OSP)
 -0.0001-0.0005 IMMERSION SILVER (Ag)
 -0.0001-0.0005 IMMERSION GOLD OVER
 0.00127-0.0076 NICKEL (ENIG)
 FINISH HOLE DIAMETER AFTER PLATING = $\varnothing 0.36$ REF
- 4 FINISH: 1.27 μ m GOLD IN CONTACT AREA 1.27 μ m MIN. TIN-LEAD ON PCB TAIL OVER 2.54 μ m MIN. NICKEL OVER ALL.
- 5 FINISH: 1.27 μ m MIN GOLD IN CONTACT AREA, 0.50 μ m MIN TIN ON PCB TAIL OVER 2.54 μ m MIN. NICKEL OVER ALL.
- 6 ADDITIONAL CONNECTOR-SIDE KEEPOUT AREA REQUIRED IF CONNECTOR-SIDE EXTRACTION TOOL IS TO BE USED.

| | |
|---------|-----------|
| 5 | 2352032-2 |
| 4 | 2352032-1 |
| PLATING | PART NO |

THIS DRAWING IS A CONTROLLED DOCUMENT.

| | | | | |
|------------------|---|--------------------------|------------------------------|---|
| DIMENSIONS: | TOLERANCES UNLESS OTHERWISE SPECIFIED: | DMN: D. BELACK 25FEB2019 | CHK: A. TSANG 25FEB2019 | APVD: D. HOANG 25FEB2019 |
| mm | 0 PLC ± 0.5 1 PLC ± 0.13 2 PLC ± 0.13 3 PLC ± 0.13 4 PLC ± 0.13 ANGLES $\pm 1^{\circ}$ | PRODUCT SPEC: 108-2072-3 | APPLICATION SPEC: 114-163004 | NAME: VERTICAL RECEPTACLE ASSEMBLY RIGHT END, WITH POWER, MULTIGIG RT 3 |
| MATERIAL: | SEE TABLE | SIZE: 114-163004 | WEIGHT: 6.51g | RESTRICTED TO: - |
| CUSTOMER DRAWING | | SCALE: 2:1 | SHEET: 1 OF 1 | REV: A |

X-ON Electronics

Largest Supplier of Electrical and Electronic Components

Click to view similar products for [High Speed/Modular Connectors](#) category:

Click to view products by [TE Connectivity](#) manufacturer:

Other Similar products are found below :

[2332816-1](#) [89006-1137LF](#) [650827-1](#) [65762-001LF](#) [73474-201LF](#) [74040-1346](#) [74075-0267](#) [1410191-1](#) [1410337-1](#) [1410368-3](#) [1410964-2](#)
[1410367-3](#) [1410971-4](#) [1467833-1](#) [2000877-1](#) [2000878-1](#) [2041314-1](#) [2065387-1](#) [2187307-1](#) [2187462-1](#) [2226278-6](#) [KA81-07](#) [91290-101LF](#)
[1934290-1](#) [2000875-1](#) [2065917-1](#) [2102736-2](#) [FSR-40](#) [2169868-2](#) [2226279-2](#) [22354-8](#) [437-5040-000](#) [5-1393565-0](#) [532449-3](#) [532803-2](#)
[34745-0001](#) [0736440217](#) [0758324203](#) [10131766-301LF](#) [1-1393708-5](#) [72388-0021LF](#) [73774-1000](#) [740401386](#) [532939-1](#) [5-531355-3](#)
[5532901-3](#) [85838-180LF](#) [HM1S43TRR460H6PLF](#) [0760205010](#) [1-966831-4](#)