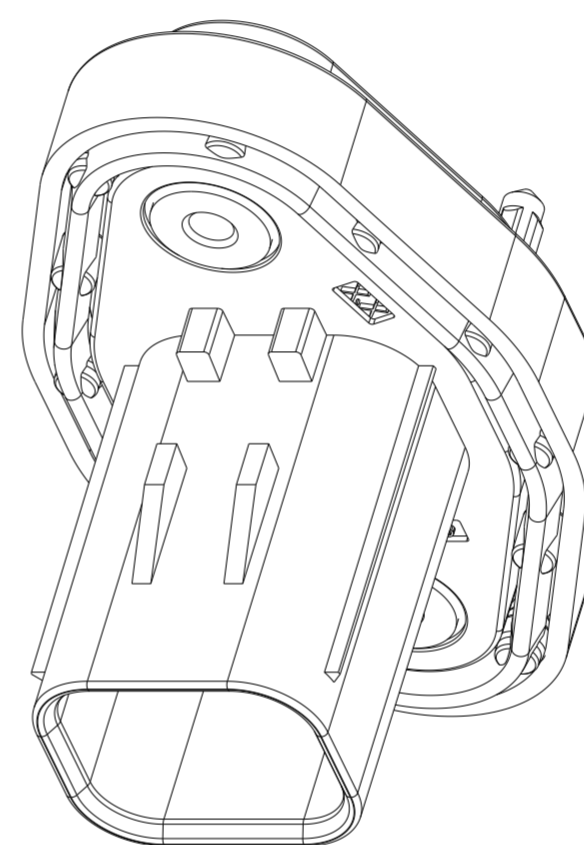


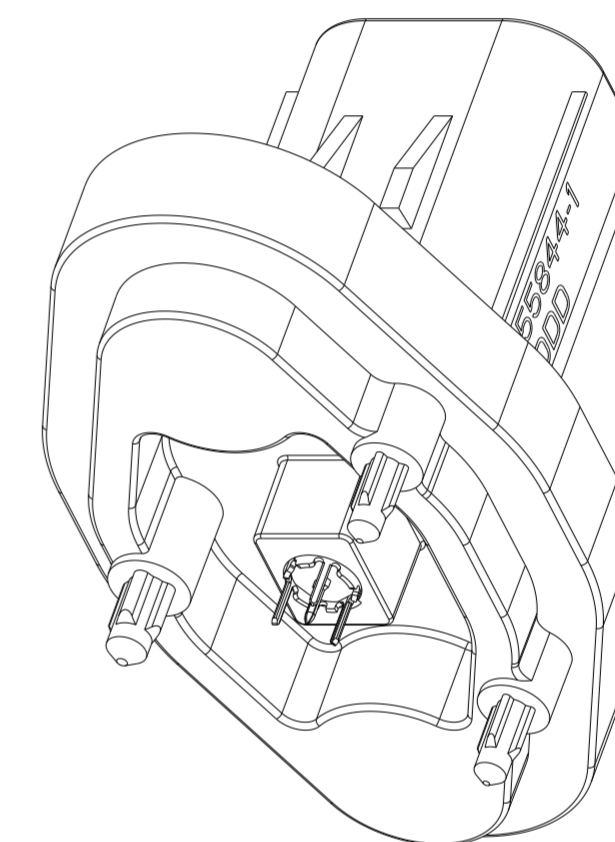
REVISIONS				
P	LTR	DESCRIPTION	DATE	APVD
A		RELEASE PER ECN-21-102355	29APR2021	DFS JB
B		RELEASE PER ECN-21-119497	27SEP2021	DFS JB

NOTES:

- 1 MATERIAL:
 HEADER HOUSING:
 GENERIC TYPE = 35% GLASS FILLED NYLON
 COLOR = (SEE TABLE)
 FLANGE SEAL:
 GENERIC TYPE = SILICONE RUBBER
 COLOR = BLACK
 THREADED INSERTS:
 GENERIC TYPE = BRASS
- 2. THIS PART MATES WITH 1 POSITION PLUG, P/N 2355843-1,-2,-3,-4. SEE SHEET 1 FOR KEYING ARRANGMENTS.
- 3 REMOVE ALL SHARP EDGES. R0.3MM MAX.
- 4 SEALING SURFACE, NO BURRS, SCRATCHES, OR TOOL MARKS PERMITTED.
- 5 NOT TOOLED FOR PRODUCTION
- 6 CENTERLINE OF PCB WHICH IS PARALLEL TO [D] IS OFFSET FROM PANEL CENTERLINE WHICH IS PARALLEL TO [J]. DETAIL SHOWN ON SHEET 4.
- 7 SEAL MAY ARRIVE PACKAGED SEPARATELY FROM THE HEADER ASSEMBLY. REFER TO THE AMPSEAL 16 COAXIAL APPLICATION SPECIFICATION 114-94667 FOR ASSEMBLY INSTRUCTIONS.
- 8. HEADER NOT SEALED IN THE UNMATED STATE.
- 9. REFER TO AS16 COAX PRODUCT GROUP DRAWING: 2381263 FOR INFORMATION REGARDING MATING COMPONENTS, ACCESSORIES, AND APPLICATION TOOLING.
- 10. MEETS AS16 COAXIAL 1 POSITION STANDARD INTERFACE PER 208-160011.



SCALE 3:1



SCALE 3:1

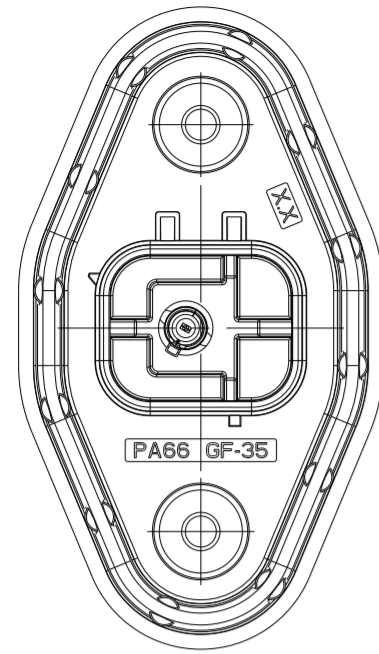
ISOMETRIC VIEWS SHOWN FOR REFERENCE ONLY

5	BEIGE	KEY CODE D	2355844-4
5	SIGNAL BLUE	KEY CODE C	2355844-3
5	CLARET VIOLET	KEY CODE B	2355844-2
	WATER BLUE	KEY CODE A	2355844-1
	HOUSING COLOR	KEYING	PART NUMBER

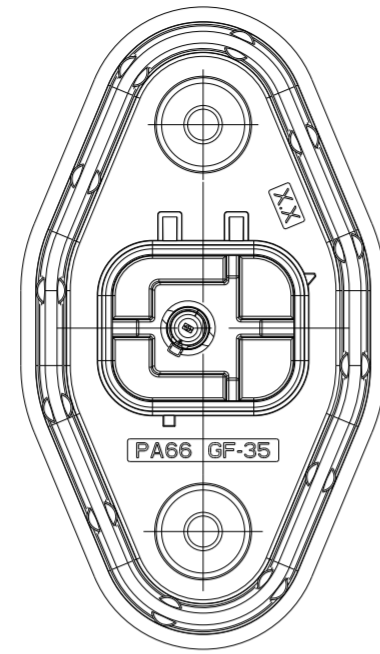
THIS DRAWING IS A CONTROLLED DOCUMENT.		DWN J. LOCONDRO 05NOV2019	STE TE Connectivity	
DIMENSIONS: mm		CHK K. DOLL 08NOV2019		
TOLERANCES UNLESS OTHERWISE SPECIFIED:		APVD A. ALWISHAH 08NOV2019	NAME 1POS, PIN DIA 2.5, HDR ASSY, 180DEG AS16 COAX	
0 PLC ± 1 PLC ± 2 PLC ± 3 PLC ± 4 PLC ± ANGLES ±		PRODUCT SPEC 108-94799	SIZE -	
MATERIAL SEE NOTES		APPLICATION SPEC 114-94667	CAGE CODE -	DRAWING NO C-2355844-C
		WEIGHT 8.3 g	RESTRICTED TO	
		RESTRICTED CUSTOMER	SCALE 3:1	SHEET 1 OF 4 REV B

REVISIONS

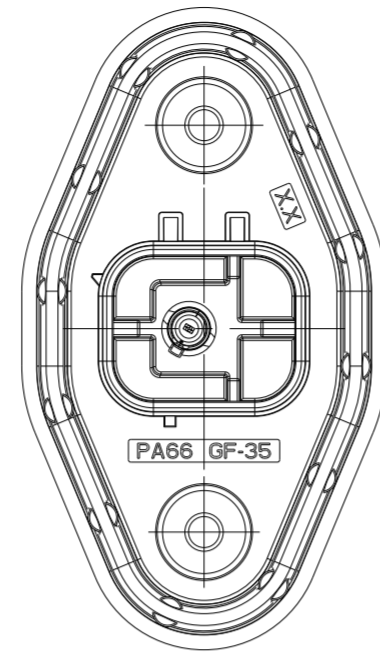
P	LTR	DESCRIPTION	DATE	DWN	APVD
-	-	SEE SHEET 1	-	-	-



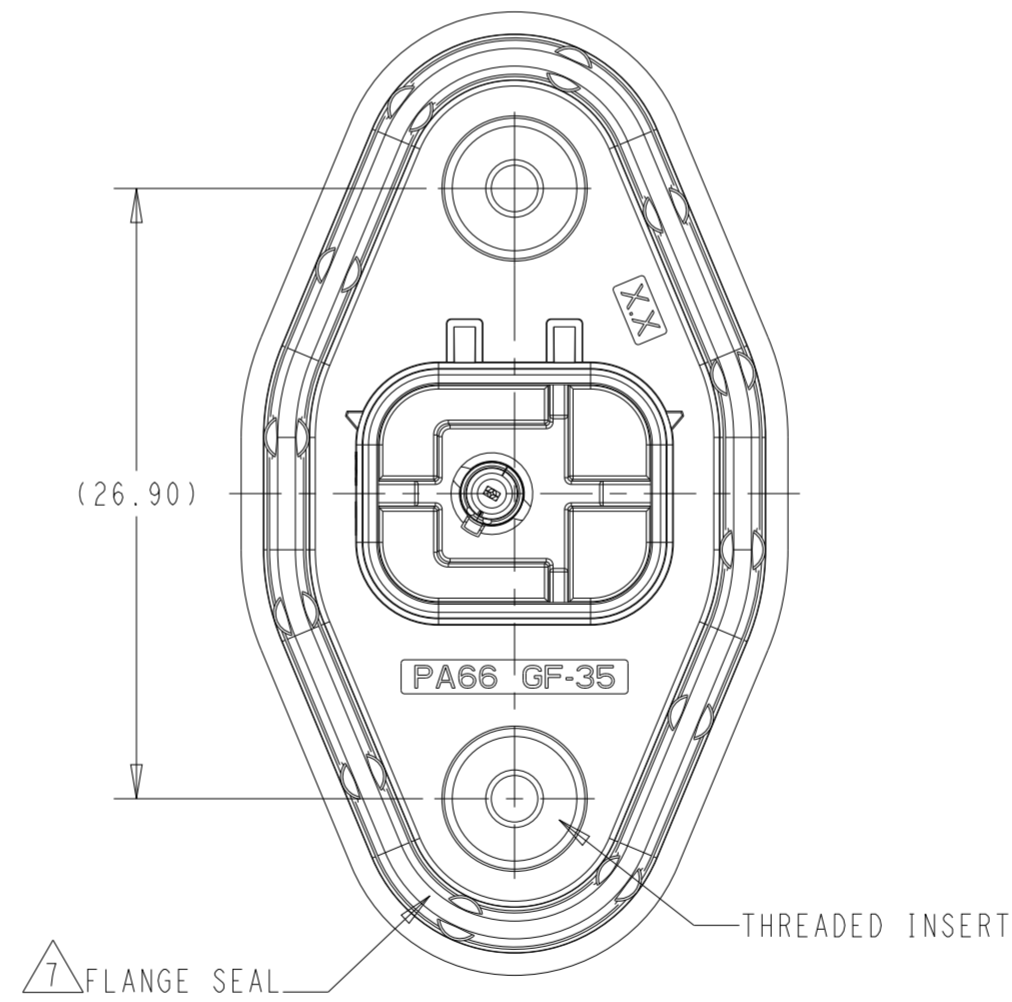
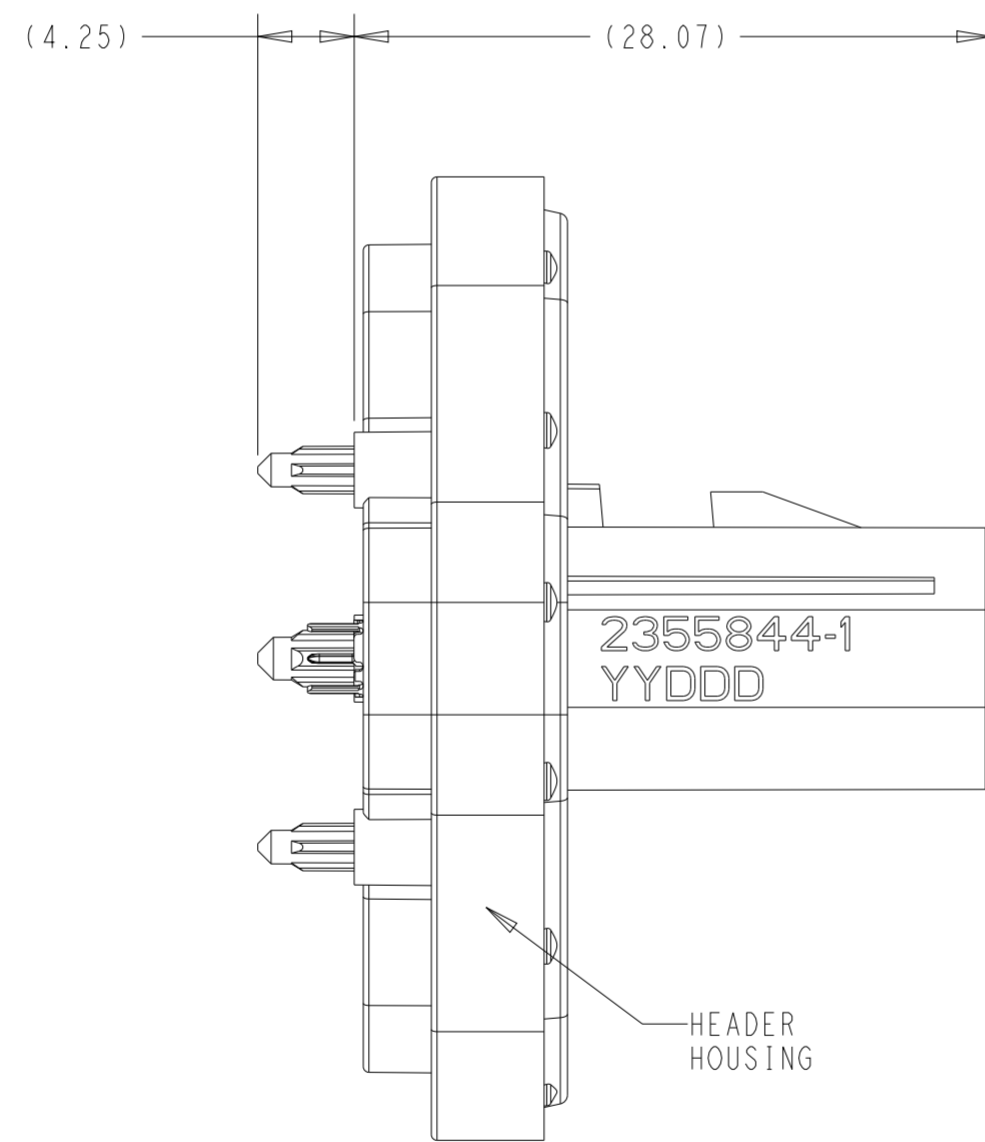
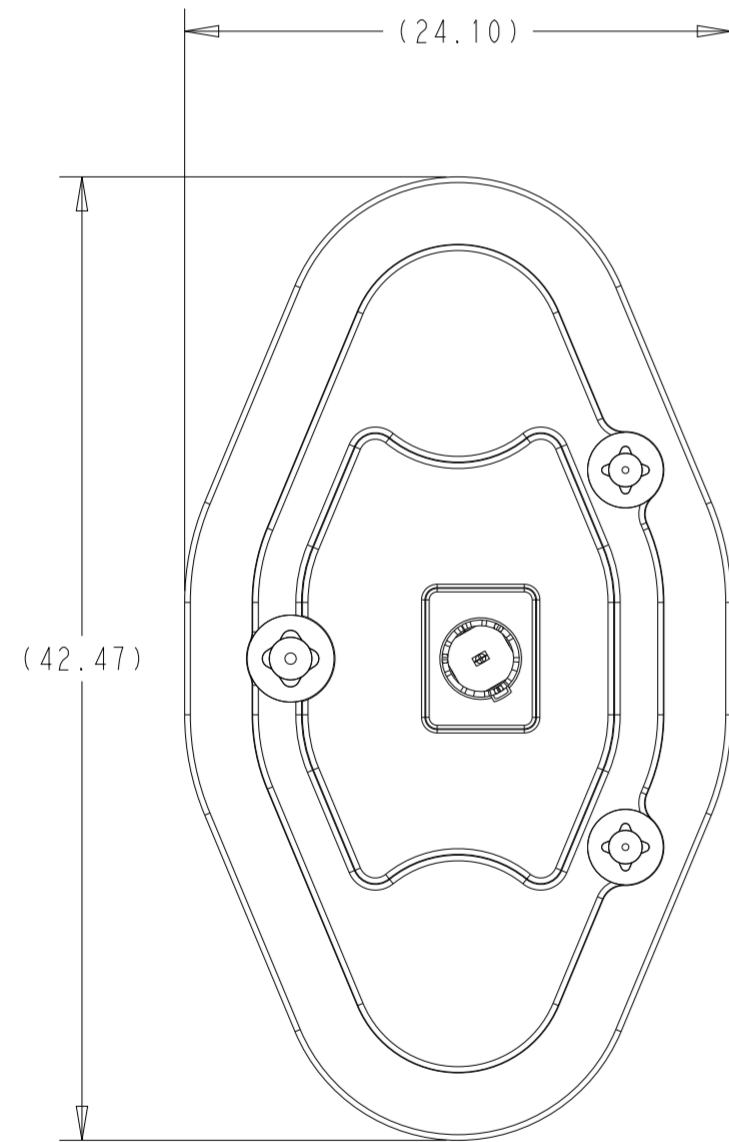
2355844-2
AS SHOWN
KEY CODE B
SCALE 2:1



2355844-3
AS SHOWN
KEY CODE C
SCALE 2:1



2355844-4
AS SHOWN
KEY CODE D
SCALE 2:1

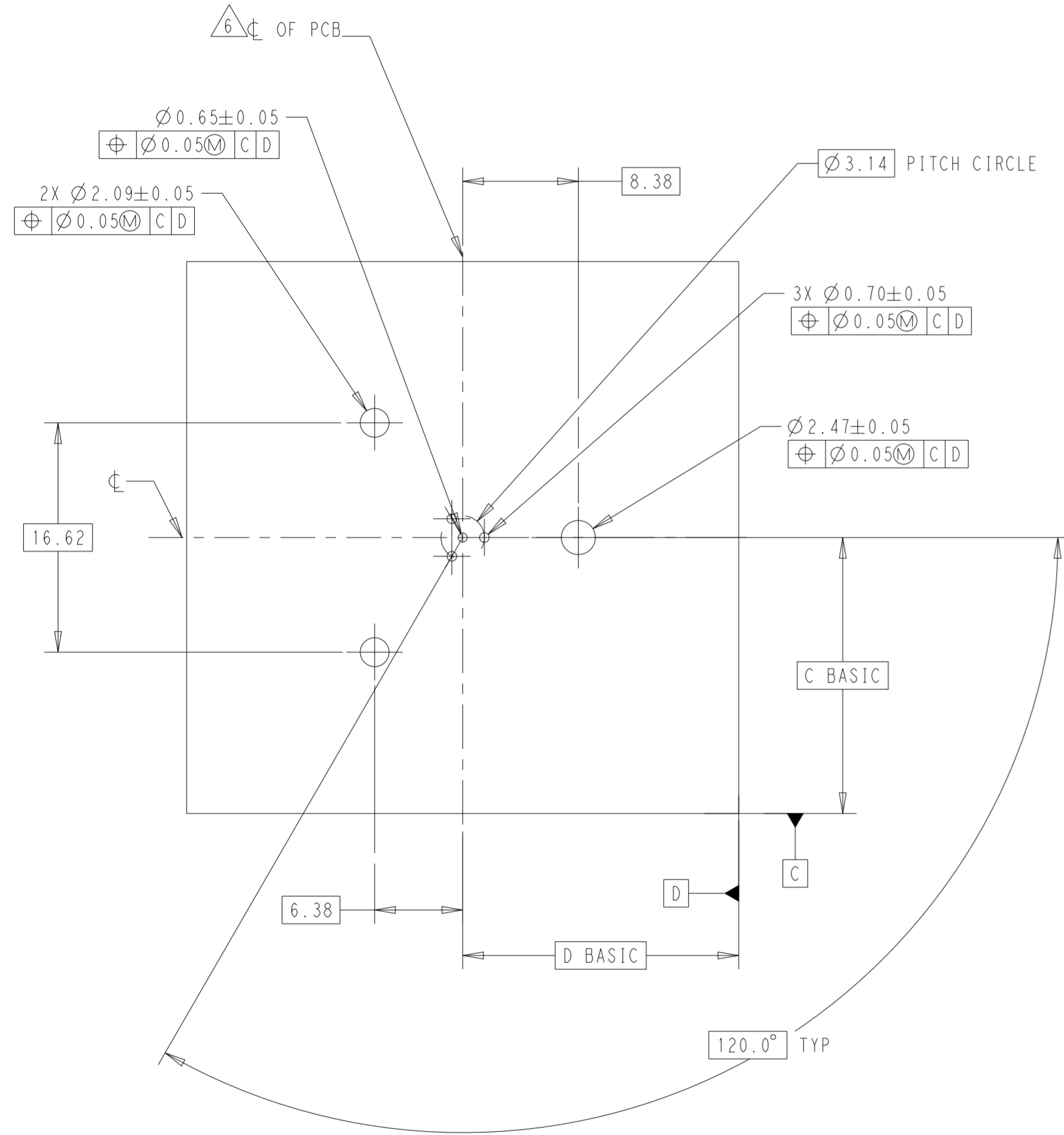


2355844-1
AS SHOWN
KEY CODE A

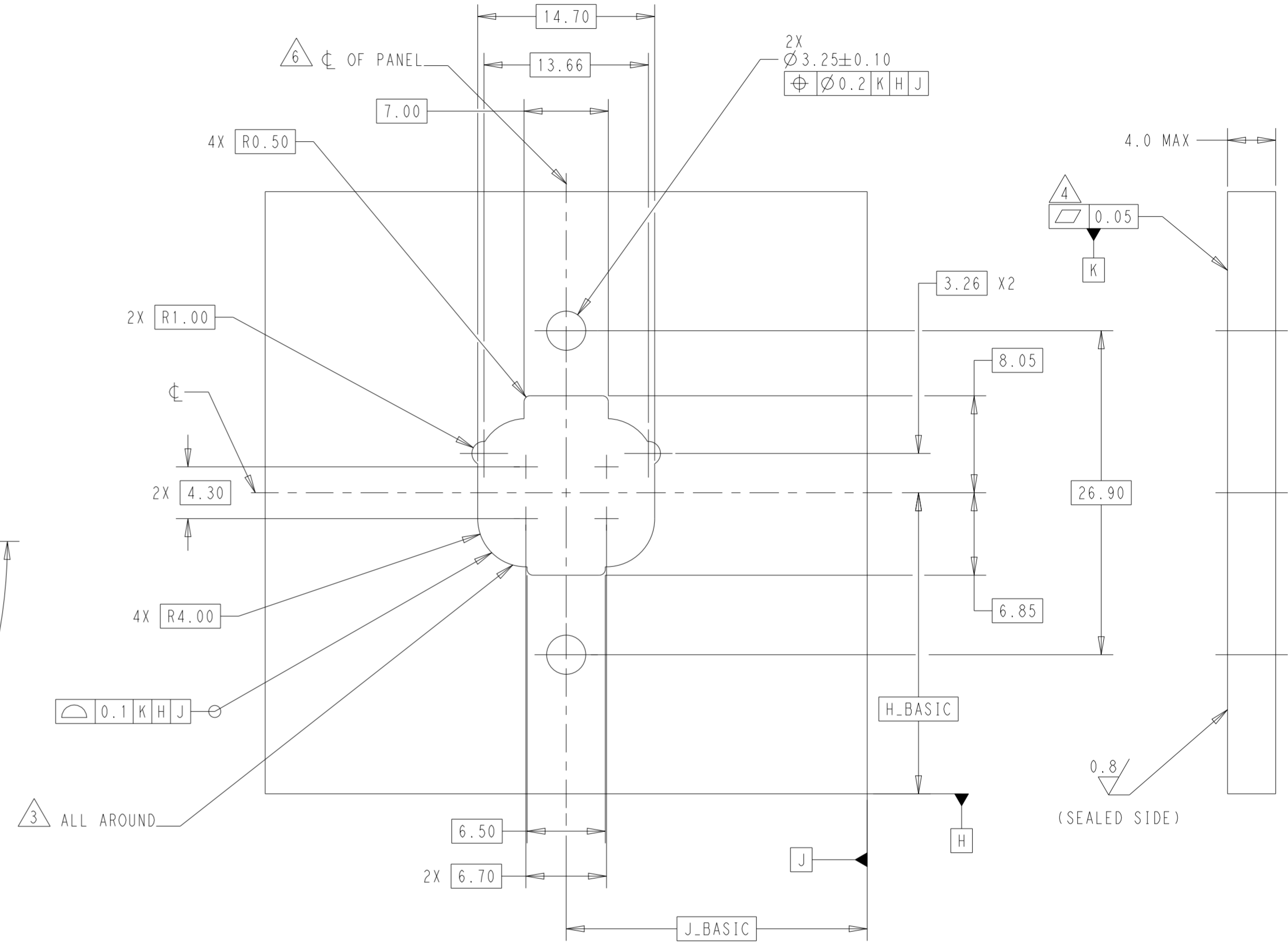
THIS DRAWING IS A CONTROLLED DOCUMENT.		DWN J. LOCONDRO 05NOV2019	TE Connectivity															
DIMENSIONS: mm		CHK K. DOLL 08NOV2019																
TOLERANCES UNLESS OTHERWISE SPECIFIED:		APVD A. ALWISHAH 08NOV2019	NAME 1POS, PIN DIA 2.5, HDR ASSY, 180DEG AS16 COAX															
<table border="1"> <tr><td>0 PLC</td><td>±</td></tr> <tr><td>1 PLC</td><td>±</td></tr> <tr><td>2 PLC</td><td>±</td></tr> <tr><td>3 PLC</td><td>±</td></tr> <tr><td>4 PLC</td><td>±</td></tr> <tr><td>ANGLES</td><td>±</td></tr> <tr><td>FINISH</td><td>±</td></tr> </table>		0 PLC	±	1 PLC	±	2 PLC	±	3 PLC	±	4 PLC	±	ANGLES	±	FINISH	±	PRODUCT SPEC 108-94799	SIZE A2	CAGE CODE -
0 PLC	±																	
1 PLC	±																	
2 PLC	±																	
3 PLC	±																	
4 PLC	±																	
ANGLES	±																	
FINISH	±																	
MATERIAL SEE NOTES		APPLICATION SPEC 114-94667	DRAWING NO C-2355844-C	RESTRICTED TO														
		WEIGHT 8.3 g	SCALE 3:1	SHEET 2 OF 4														
		RESTRICTED CUSTOMER	REV B															

REVISIONS

P	LTR	DESCRIPTION	DATE	DWN	APVD
-	-	SEE SHEET 1	-	-	-



SCALE 3:1
RECOMMENDED PCB LAYOUT
(CONNECTOR SIDE SHOWN)



SCALE 3:1
PANEL CUTOUT REFERENCE

THIS DRAWING IS A CONTROLLED DOCUMENT.		DWN J. LOCONDRO 05NOV2019	STE TE Connectivity	
DIMENSIONS: mm		CHK K. DOLL 08NOV2019		
TOLERANCES UNLESS OTHERWISE SPECIFIED:		APVD A. ALWISHAH 08NOV2019	NAME 1POS, PIN DIA 2.5, HDR ASSY, 180DEG AS16 COAX	
0 PLC ±		PRODUCT SPEC 108-94799	SIZE A2	
1 PLC ±		APPLICATION SPEC 114-94667	CAGE CODE -	
2 PLC ±		WEIGHT 8.3 g	DRAWING NO C-2355844-C	
3 PLC ±		RESTRICTED CUSTOMER	RESTRICTED TO	
4 PLC ±		SCALE 3:1	SHEET 3 OF 4	
ANGLES ±			REV B	
FINISH				
MATERIAL SEE NOTES				

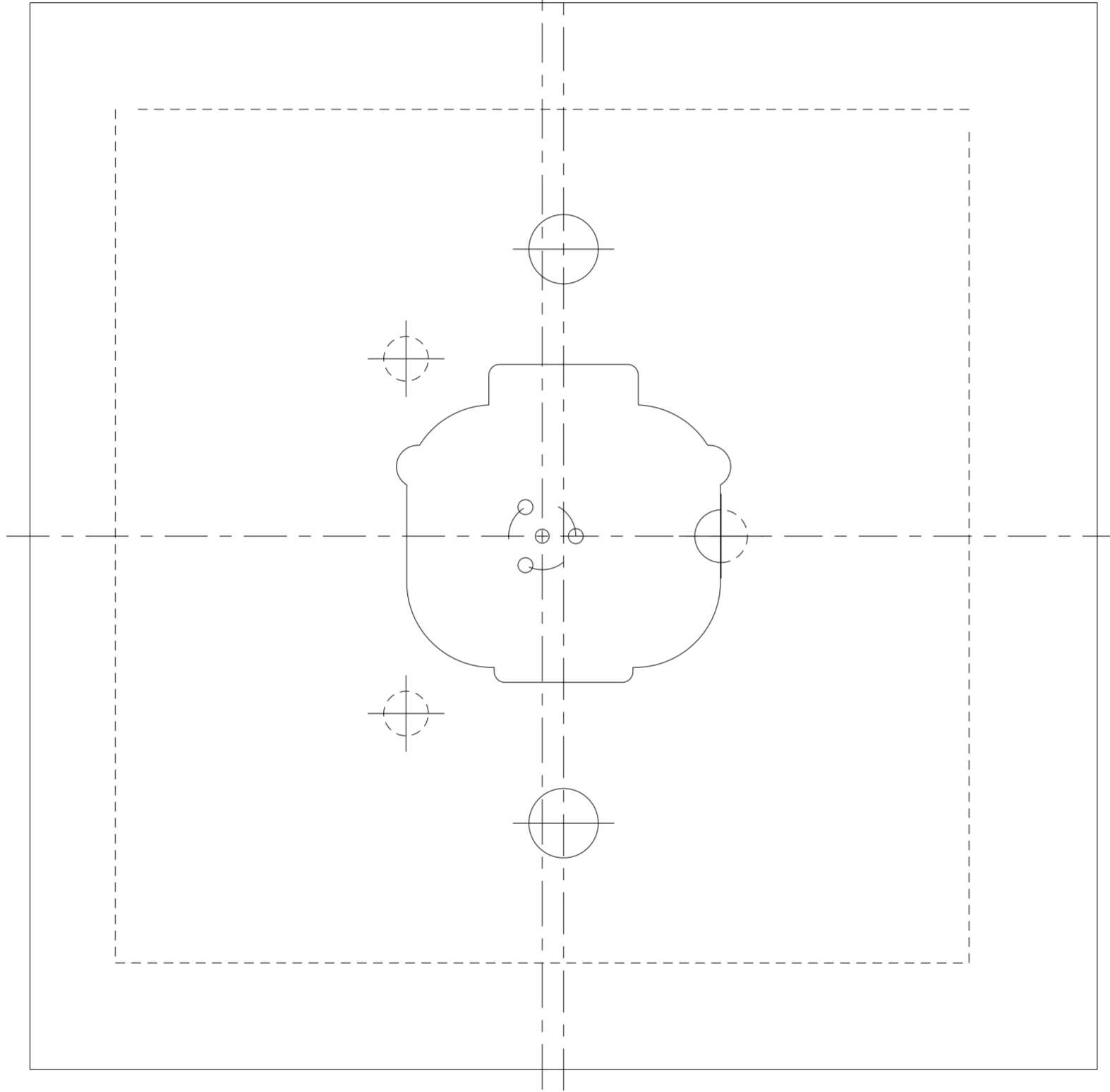
REVISIONS

P	LTR	DESCRIPTION	DATE	DWN	APVD
-	-	SEE SHEET 1	-	-	-

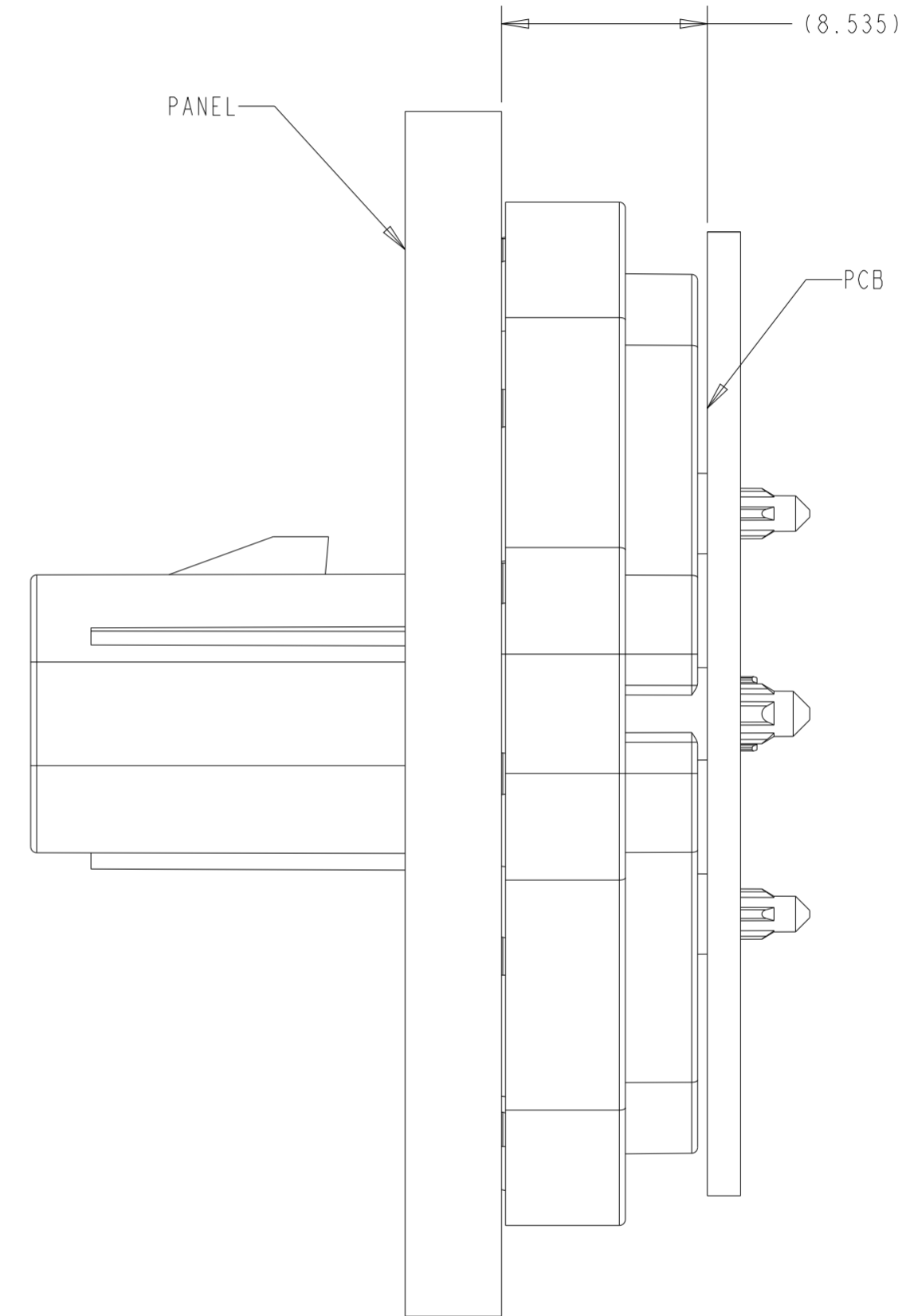
PCB ϕ PARALLEL TO \square D

(1.00) \triangle 6

PANEL CUTOUT ϕ PARALLEL TO \square J



SCALE 4:1



THIS DRAWING IS A CONTROLLED DOCUMENT.		DWN J. LOCONDRO 05NOV2019	STE TE Connectivity	
DIMENSIONS: mm		CHK K. DOLL 08NOV2019		
TOLERANCES UNLESS OTHERWISE SPECIFIED:		APVD A. ALWISHAH 08NOV2019	NAME 1POS, PIN DIA 2.5, HDR ASSY, 180DEG AS16 COAX	
0 PLC \pm		PRODUCT SPEC 108-94799	DRAWING NO C-2355844-C	
1 PLC \pm		APPLICATION SPEC 114-94667	SIZE A2	RESTRICTED TO
2 PLC \pm		WEIGHT 8.3 g	CAGE CODE -	SCALE 3:1
3 PLC \pm		RESTRICTED CUSTOMER	DRAWING NO C-2355844-C	SHEET 4 OF 4
4 PLC \pm			REV B	
ANGLES \pm				
FINISH				
MATERIAL SEE NOTES				

X-ON Electronics

Largest Supplier of Electrical and Electronic Components

Click to view similar products for [Crimpers / Crimping Tools](#) category:

Click to view products by [TE Connectivity](#) manufacturer:

Other Similar products are found below :

[010-0096](#) [CT150-2-D02](#) [CT150-6-RH07](#) [622-6441LF](#) [63484-3701](#) [63800-8355](#) [63819-1875](#) [63819-2875](#) [63819-4475](#) [63827-5375](#) [64005-0175](#) [662903-2](#) [690602-6](#) [7-23471-1](#) [734611-1](#) [762637-1](#) [811242-5](#) [91362-1](#) [1-21002-3](#) [1-21002-7](#) [12118040](#) [12085270](#) [12387119-6](#) [1-22548-4](#) [125442-1](#) [DCE.91.073.BVC](#) [DCE.91.090.3MVM](#) [DCE.91.162.BVCM](#) [DCE.91.202.BVCM](#) [1310G2](#) [1333249-1](#) [1-354003-0](#) [1338301-1](#) [DF62/RE-MD](#) [142321](#) [AP105-DF11-2428S\(64\)](#) [1456088-1](#) [1-45804-6](#) [15397700](#) [AX100749](#) [1-59619-7](#) [1596970-1](#) [1-59619-8](#) [1901238-2](#) [2119581-1](#) [K761](#) [KTH-1079](#) [KTH-2022](#) [KTH-2260](#) [904139-1](#)