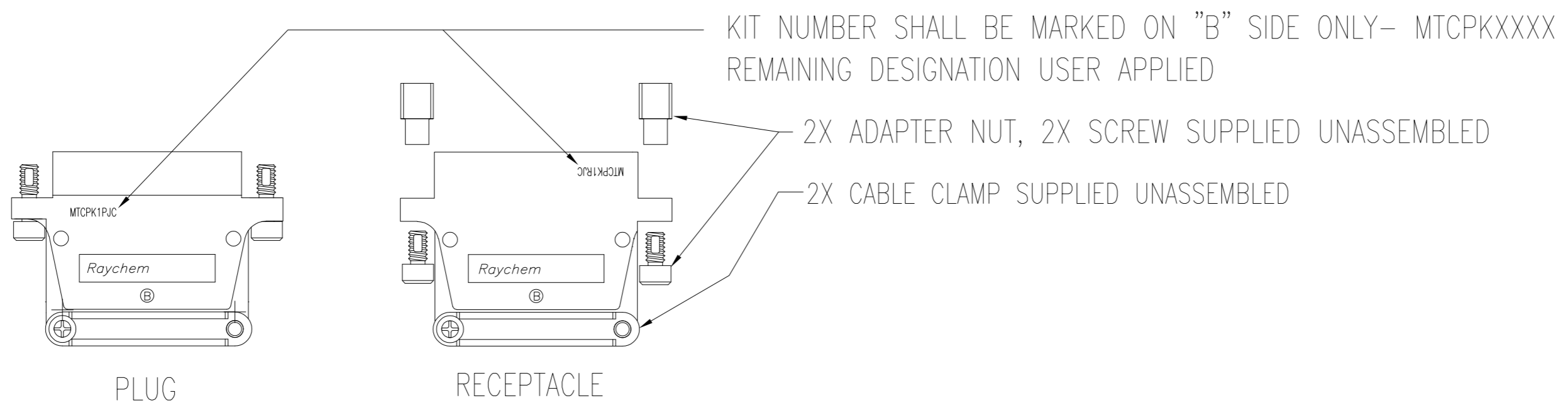


M T C P K X X X X X X X X X X

- KEYING CODE AA THRU DD (SEE TABLE I)
- SECONDARY POSITION, P/S/D= PIN/SOCKET CONTACT SEE TABLE II, DUMMY INSERT (SEE TABLE III)
- PRIMARY POSITION, P/S/D= PIN/SOCKET CONTACT SEE TABLE II, DUMMY INSERT (SEE TABLE III)
- 02= 1" CONNECTOR SIZE 22 INSERT (SEE TABLE III)
- 06= 1" CONNECTOR SIZE 16 INSERT (SEE TABLE III)
- 22= 2" CONNECTOR SIZE 22 PRIMARY & SECONDARY INSERTS (SEE TABLE III)
- 23= 2" CONNECTOR SIZE 22 PRIMARY INSERT & SECONDARY DUMMY INSERT (SEE TABLE III)
- 24= 2" CONNECTOR PRIMARY DUMMY INSERT & SECONDARY SIZE 22 INSERT (SEE TABLE III)
- 26= 2" CONNECTOR SIZE 22 PRIMARY INSERT & SIZE 16 SECONDARY INSERT (SEE TABLE III)
- 62= 2" CONNECTOR SIZE 16 PRIMARY INSERT & SIZE 22 SECONDARY INSERT (SEE TABLE III)
- 66= 2" CONNECTOR SIZE 16 PRIMARY & SECONDARY INSERTS (SEE TABLE III)
- 67= 2" CONNECTOR SIZE 16 PRIMARY & SECONDARY DUMMY INSERTS (SEE TABLE III)
- 68= 2" CONNECTOR PRIMARY DUMMY INSERT & SECONDARY SIZE 16 INSERT (SEE TABLE III)
- C= CADMIUM PLATED SHELL (SEE TABLE IV)
- N= NICKEL PLATED SHELL (SEE TABLE IV)
- A= BLACK ANODIZED PLATED SHELL (SEE TABLE IV)
- J= STANDARD SHELL (SEE TABLE IV)
- S= EME SHELL (SEE TABLE IV)
- P= PLUG (SEE TABLE IV)
- R= RECEPTACLE (SEE TABLE IV)
- F= FLANGED RECEPTACLE (SEE TABLE IV)
- 1= 1" INCH CONNECTOR
- 2= 2" INCH CONNECTOR
- KIT
- MTC CONNECTOR, POWER BLOCK



THIS INFORMATION IS CONFIDENTIAL AND PROPRIETARY TO TYCO ELECTRONICS CORPORATION AND ITS WORLDWIDE SUBSIDIARIES AND AFFILIATES (TE). IT MAY NOT BE DISCLOSED TO ANYONE, OTHER THAN TE PERSONNEL, WITHOUT AUTHORIZATION FROM TE (www.te.com).

C	REV PER ECO-16-001368	26FEB16	KG	HA			
P	LTR	REVISION RECORD	DATE	DWN	APVD		

DIMENSIONS:		TOLERANCES UNLESS OTHERWISE SPECIFIED:	
INCHES		0 PLC	± -
		1 PLC	± -
		2 PLC	± -
		3 PLC	± -
		4 PLC	± -
ANGLES±		-	
SURFACE TEXTURE			

DWN	26FEB2016	MATERIAL	-	HEAT TREAT	-
CHK	26FEB2016	TE Connectivity			
APVD	26FEB2016				
NAME					
MTC POWER BLOCK CONNECTOR KIT					
SCALE	SIZE	DRAWING NO	SHEET	OF	REV
NTS	A2	MTCPKXXXXXXXXXX	1	4	C

TABLE I




TABLE II

MTCP CRIMP CONTACTS

	SIZE	RAYCHEM P/N	MILITARY P/N
PIN	16	CTA-0079	M39029/58-364
	22	CTA-0166	
SOCKET	16	CTA-0078	M39029/57-358
	22	CTA-0165	
SEAL PLUGS	16		MS27488-16
	22		MS27488-22

TABLE III

MTCP CRIMP INSERTS

CODE	GENDER	CONN. SIZE	CONTACT SIZE	TYPE	PART NUMBER
02	PIN	1 INCH	22	--	MTCP-122-20P
	SOCKET	1 INCH	22	--	MTCP-122-20S
06	PIN	1 INCH	16	--	MTCP-116-05P1
	SOCKET	1 INCH	16	--	MTCP-116-05S1
22	PIN	2 INCH	22	PRIMARY	MTCP-122-20P1
	SOCKET	2 INCH	22	PRIMARY	MTCP-122-20S1
	PIN	2 INCH	22	SECONDARY	MTCP-122-20P2
23	SOCKET	2 INCH	22	SECONDARY	MTCP-122-20S2
	PIN	2 INCH	22	PRIMARY	MTCP-122-20P1
	SOCKET	2 INCH	22	PRIMARY	MTCP-122-20S1
24	DUMMY	2 INCH		SECONDARY	D-659-0034-04
	DUMMY	2 INCH		SECONDARY	D-659-0034-04
	PIN	2 INCH	22	SECONDARY	MTCP-122-20P2
26	SOCKET	2 INCH	22	SECONDARY	MTCP-122-20S2
	PIN	2 INCH	22	PRIMARY	MTCP-122-20P1
	SOCKET	2 INCH	22	PRIMARY	MTCP-122-20S1
62	PIN	2 INCH	16	SECONDARY	MTCP-116-05P2
	SOCKET	2 INCH	16	SECONDARY	MTCP-116-05S2
	PIN	2 INCH	16	PRIMARY	MTCP-116-05P1
66	SOCKET	2 INCH	16	PRIMARY	MTCP-116-05S1
	PIN	2 INCH	16	SECONDARY	MTCP-116-05P2
	SOCKET	2 INCH	16	SECONDARY	MTCP-116-05S2
67	PIN	2 INCH	16	PRIMARY	MTCP-116-05P1
	SOCKET	2 INCH	16	PRIMARY	MTCP-116-05S1
	DUMMY	2 INCH		SECONDARY	D-659-0034-04
68	DUMMY	2 INCH		SECONDARY	D-659-0034-04
	DUMMY	2 INCH		PRIMARY	D-659-0034-04
	PIN	2 INCH	16	SECONDARY	MTCP-116-05P2
	SOCKET	2 INCH	16	SECONDARY	MTCP-116-05S2

THIS INFORMATION IS CONFIDENTIAL AND PROPRIETARY TO TYCO ELECTRONICS CORPORATION AND ITS WORLDWIDE SUBSIDIARIES AND AFFILIATES (TE). IT MAY NOT BE DISCLOSED TO ANYONE, OTHER THAN TE PERSONNEL, WITHOUT AUTHORIZATION FROM TE (www.te.com).

P	LTR	REVISION RECORD	DATE	DWN	APVD

DIMENSIONS: INCHES	TOLERANCES UNLESS OTHERWISE SPECIFIED:
	0 PLC ± -
	1 PLC ± -
	2 PLC ± -
	3 PLC ± -
	4 PLC ± -
ANGLES±	-
SURFACE TEXTURE	

DWN	26FEB2016	MATERIAL	-	HEAT TREAT	-
CHK	26FEB2016				
APVD	26FEB2016				
K.GLATFELTER				TE Connectivity	
H.AGANZA					
NAME					
MTCP POWER BLOCK CONNECTOR KIT					
SCALE	SIZE	DRAWING NO	SHEET	OF	REV
NTS	A2	MTCPKXXXXXXXXXX	2	4	C

TABLE IV					
MTCP CONNECTOR SHELLS					
STYLE	TYPE	SIZE	CADMIUM PLATING Δ	NICKEL PLATING Δ	BLACK ANODIZE PLATING Δ
STANDARD	PLUG	1"	MTC100-JH1-P34	MTC100-JH1-P22	MTC100-JH1-P12
		2"	MTC100-JH2-P34	MTC100-JH2-P22	MTC100-JH2-P12
	RECEP.	1"	MTC100-JH1-R34	MTC100-JH1-R22	MTC100-JH1-R12
		2"	MTC100-JH2-R34	MTC100-JH2-R22	MTC100-JH2-R12
	FLANGED RECEP.	1"	MTC100-JH1-F34	MTC100-JH1-F22	MTC100-JH1-F12
		2"	MTC100-JH2-F34	MTC100-JH2-F22	MTC100-JH2-F12
EME	PLUG	1"	MTC100-SH1-P34	MTC100-SH1-P22	NOT AVAILABLE
		2"	MTC100-SH2-P34	MTC100-SH2-P22	NOT AVAILABLE
	RECEP.	1"	MTC100-SH1-R34	MTC100-SH1-R22	NOT AVAILABLE
		2"	MTC100-SH2-R34	MTC100-SH2-R22	NOT AVAILABLE
	FLANGED RECEP.	1"	MTC100-SH1-F34	MTC100-SH1-F22	NOT AVAILABLE
		2"	MTC100-SH2-F34	MTC100-SH2-R22	NOT AVAILABLE

1. THE DUMMY INSERT IS DESIGNED TO FIT INSIDE THE 1 INCH CONNECTOR AND ALSO CAN BE USED AS A PRIMARY OR SECONDARY POSITION FOR THE 2 INCH CONNECTOR. (SEE TABLE III)
2. THE 1 INCH MTC HOUSINGS WILL ACCEPT SIZE 16 PRIMARY POWER BLOCK INSERTS ONLY.
3. MTC POWER BLOCK SIZE 16 INSERTS AND MTC100 CRIMP SIZE 22 INSERTS ARE SUPPLIED WITHOUT CONTACTS. SEALING PLUGS, OR INSERTION/EXTRACTION TOOL. THESE ITEMS MAY BE ORDERED SEPARATELY OR SOME OF THEM CAN BE SUPPLIED WITH THE INSERT BY ADDING THE APPROPRIATE MOD NUMBER AFTER THE PART NUMBER.
4. FOR ADDITIONAL DETAILS REGARDING PARTS SHOWN HEREON, REFER TO THE APPROPRIATE TYCO ELECTRONICS/RAYCHEM SPECIFICATION CONTROL DRAWING.
5. INSERTS MAY BE INSTALLED INTO EITHER PLUG OR RECEPTACLE HOUSINGS AS REQUIRED.
6. TERMINATION AND ASSEMBLED PROCEDURE:
 A-USE ES-61413 FOR SIZE 22 CONTACTS.
 B-USE ES-71027 AS REFERENCE FOR SIZE 16 CONTACTS.

Δ NICKEL PLATED SHELLS HAVE "L" CABLE CLAMPS OTHER SHELLS HAVE FLAT CABLE CLAMPS REFER TO MTC100-XHX-XXX-XXX PRINT FOR MORE DETAILS.

-	SEE SHEET 1	-	-	-	-
P	LTR	REVISION RECORD	DATE	DWN	APVD

DIMENSIONS: INCHES	TOLERANCES UNLESS OTHERWISE SPECIFIED:
	0 PLC ± -
	1 PLC ± -
	2 PLC ± -
	3 PLC ± -
	4 PLC ± -
ANGLES ±	-
SURFACE TEXTURE	

DWN K.GLATFELTER	26FEB2016	MATERIAL -	HEAT TREAT -
CHK H.AGANZA	26FEB2016	TE Connectivity	
APVD H.AGANZA	26FEB2016		
NAME MTCP POWER BLOCK CONNECTOR KIT			
SCALE NTS	SIZE A2	DRAWING NO MTCPKXXXXXXXXXX	SHEET 3 OF 4
			REV C

DWG NO. MTCPKXXXXXXXXXXXXX
THIS DRAWING IS A CONTROLLED DOCUMENT.

TABLE V

MTCP CRIMP CONNECTOR TOOLS

COMPONENT	SIZE	TOOL TYPE	TOOL P/N	MANUFACTURER
INSERTS	22	INS./EXTR. METAL	CTA-0161	RAYCHEM CORP.
	16	INS./EXTR. METAL	CTA-0161	RAYCHEM CORP.
CONTACTS	22	INS./EXTR. PLASTIC	CTA-1160	RAYCHEM CORP.
	22	EXTRACTION METAL	ATBO 2062	ASTRO TOOL CO.
	22	INSERTION METAL	ATBO 1062	ASTRO TOOL CO.
	16	INS./EXTR. PLASTIC	M81969/14-03	MIL. SPEC.
	16	EXTRACTION METAL	DRK83-16	DANIELS MFG. CO.
	16	INSERTION METAL	DAK83-16	DANIELS MFG. CO.
	22	CRIMP BASIC	M22520/2-01	MIL. SPEC.
	22	PIN POSITIONER	CE-1605900	RAYCHEM CORP.
			K817-11	DANIELS MFG. CO.
	22	SOCKET POSITIONER	CE-1606000	RAYCHEM CORP.
			K818-11	DANIELS MFG. CO.
	16	CRIMP BASIC	M22520/1-01	MIL. SPEC.
	16	PIN POSITIONER	M22520/1-04	MIL. SPEC.
	16	SOCKET POSITIONER	M22520/1-04	MIL. SPEC.

RECEPTACLE SHELL COUPLING ATTACHMENT SCREW = 7/64 ALLEN WRENCH

PLUG SHELL COUPLING DRIVER = 7/64 ALLEN WRENCH

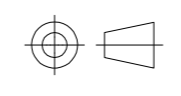
STRAIN RELIEF CABLE CLAMPS = #1 PHILLIPS SCREWDRIVER

PERFORMANCE

MTCP MEETS RAYCHEM SPECIFICATION C-6115

THIS INFORMATION IS CONFIDENTIAL AND PROPRIETARY TO TYCO ELECTRONICS CORPORATION AND ITS WORLDWIDE SUBSIDIARIES AND AFFILIATES (TE). IT MAY NOT BE DISCLOSED TO ANYONE, OTHER THAN TE PERSONNEL, WITHOUT AUTHORIZATION FROM TE (www.te.com).

	-	SEE SHEET 1	-	-	-				
P	LTR	REVISION RECORD	DATE	DWN	APVD				

<p style="text-align: center; font-size: small;">DIMENSIONS: INCHES</p>  <p style="text-align: center; font-size: x-small;">ANGLES± -</p> <p style="text-align: center; font-size: x-small;">SURFACE TEXTURE -√-</p>	<p style="text-align: center; font-size: x-small;">TOLERANCES UNLESS OTHERWISE SPECIFIED:</p> <table style="width: 100%; font-size: x-small;"> <tr><td style="width: 30%;">0 PLC</td><td>±</td><td>-</td></tr> <tr><td>1 PLC</td><td>±</td><td>-</td></tr> <tr><td>2 PLC</td><td>±</td><td>-</td></tr> <tr><td>3 PLC</td><td>±</td><td>-</td></tr> <tr><td>4 PLC</td><td>±</td><td>-</td></tr> </table>	0 PLC	±	-	1 PLC	±	-	2 PLC	±	-	3 PLC	±	-	4 PLC	±	-
0 PLC	±	-														
1 PLC	±	-														
2 PLC	±	-														
3 PLC	±	-														
4 PLC	±	-														

DWN	26FEB2016	MATERIAL	-	HEAT TREAT	-
CHK	26FEB2016				
APVD	26FEB2016	TE Connectivity			
NAME		MTCP POWER BLOCK CONNECTOR KIT			
SCALE	SIZE	DRAWING NO	SHEET	OF	REV
NTS	A2	MTCPKXXXXXXXXXXXXX	4	4	C

X-ON Electronics

Largest Supplier of Electrical and Electronic Components

Click to view similar products for [TE Connectivity](#) manufacturer:

Other Similar products are found below :

[D38999/24FJ4AN](#) [570416-000](#) [CLTEQ-M81CE-SSRELAY-4-20V](#) [4-1195131-0](#) [650069-000](#) [SMD100-2](#) [358838-000](#) [CB-1022B-78](#)
[RM707012](#) [RP410012](#) [MMS42](#) [1-640426-8](#) [2EDL4CM](#) [DTS20W19-11PD-3028-LC](#) [RM202615](#) [NC6-P104-06](#) [MSPS103B](#) [DTS26F21-](#)
[41HE-LC](#) [DTS26F21-41AE](#) [DTS26F21-41PE-LC](#) [DTS26F21-11SE-3028-LC](#) [30DCB6](#) [1932144-1](#) [293545-4](#) [LVR125S](#) [MS27466T25F4PB](#)
[CKB-38-78010](#) [TR04AI-TINELLOCKRING](#) [1206SFF150F/63-2](#) [D38999/20JB35HA](#) [TE1500A2R2J](#) [D38999/20WC8BB](#) [DTS24F19-11SC-](#)
[3028-LC](#) [D38999/24WG11HA](#) [D38999/24WG11HN](#) [MS27467T21F11H](#) [DJT16E21-11HA](#) [MS27467T21F35J](#) [MS27467T21F11J](#)
[MS27467T21F16H-LC](#) [MS27467T21F35H](#) [MS27467T21F41H-LC](#) [1206SFH150F/24-2](#) [RP330024](#) [DJT16E21-11PA-LC](#) [DJT16E21-11HA-](#)
[LC](#) [DJT16E21-11AA](#) [MS27467T21B11JA](#) [DJT16E21-11JA](#) [MS27467T21B11JA-LC](#)