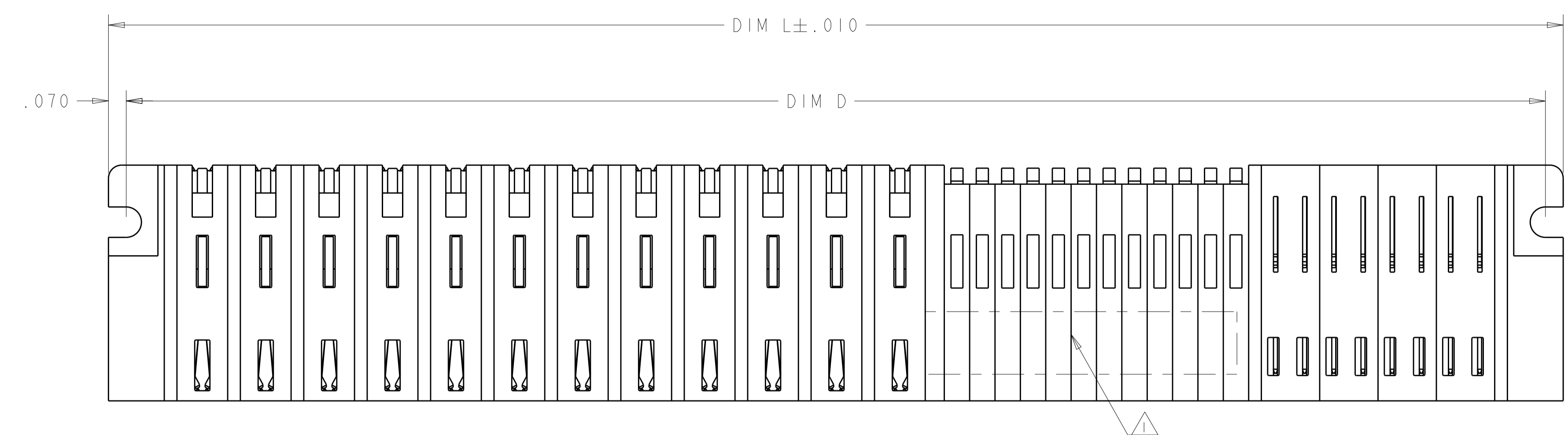
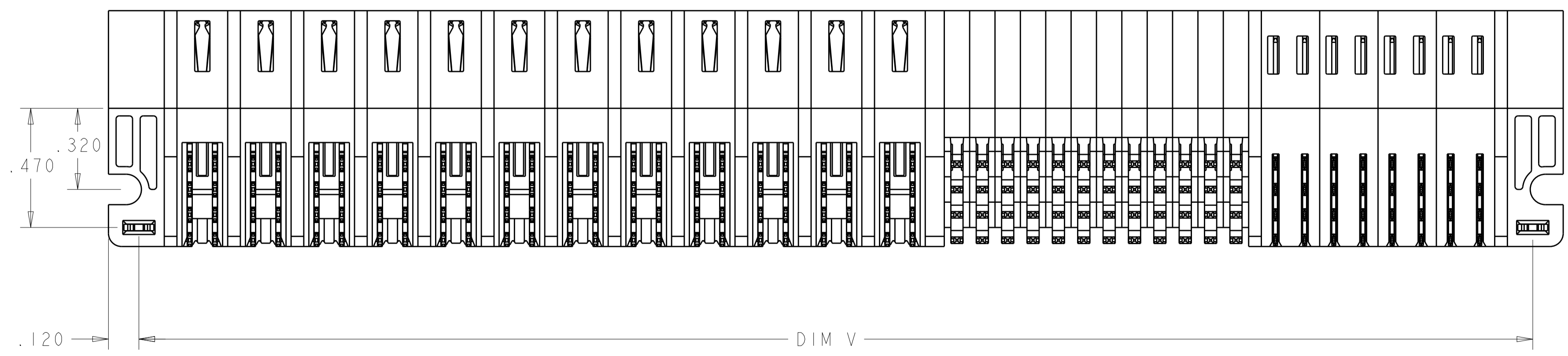
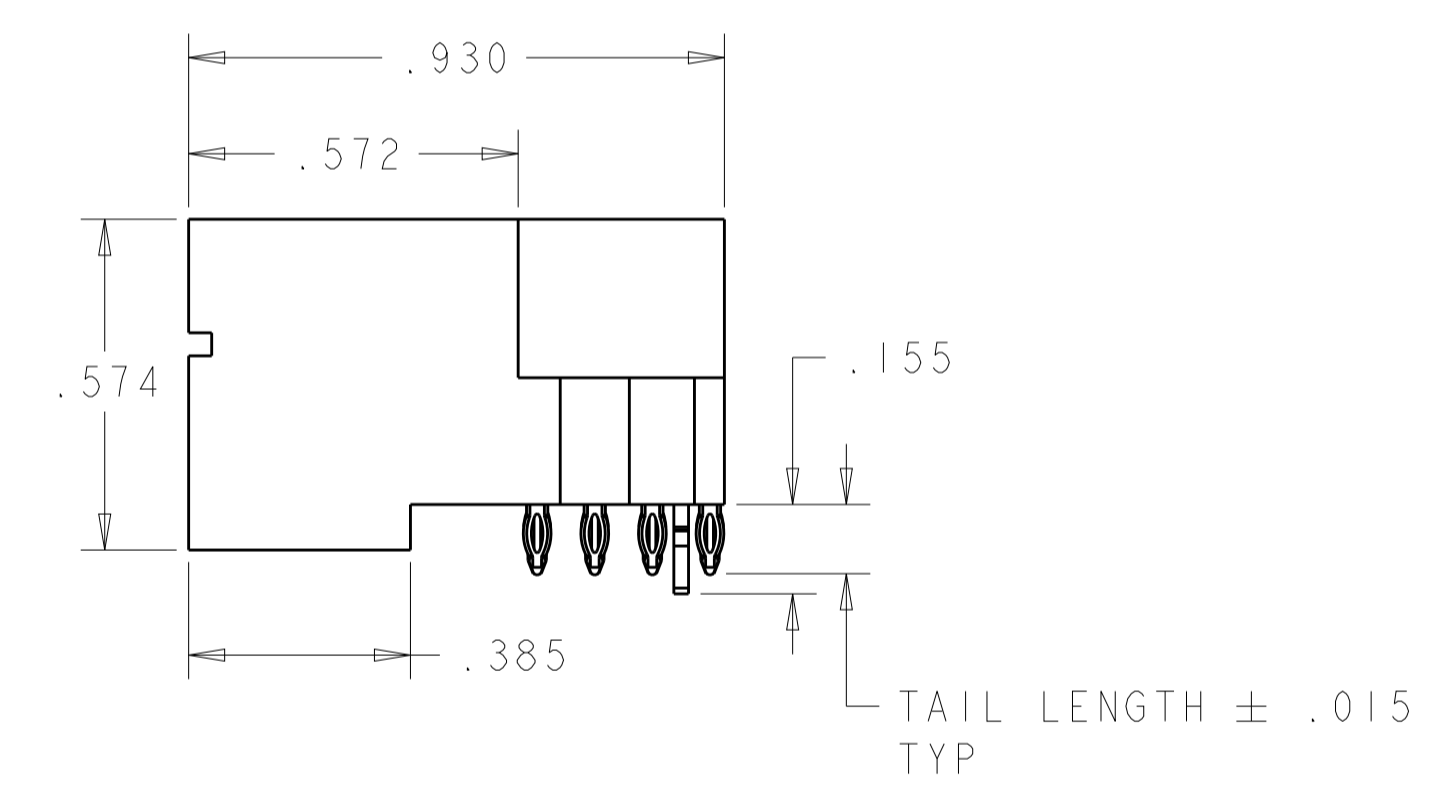
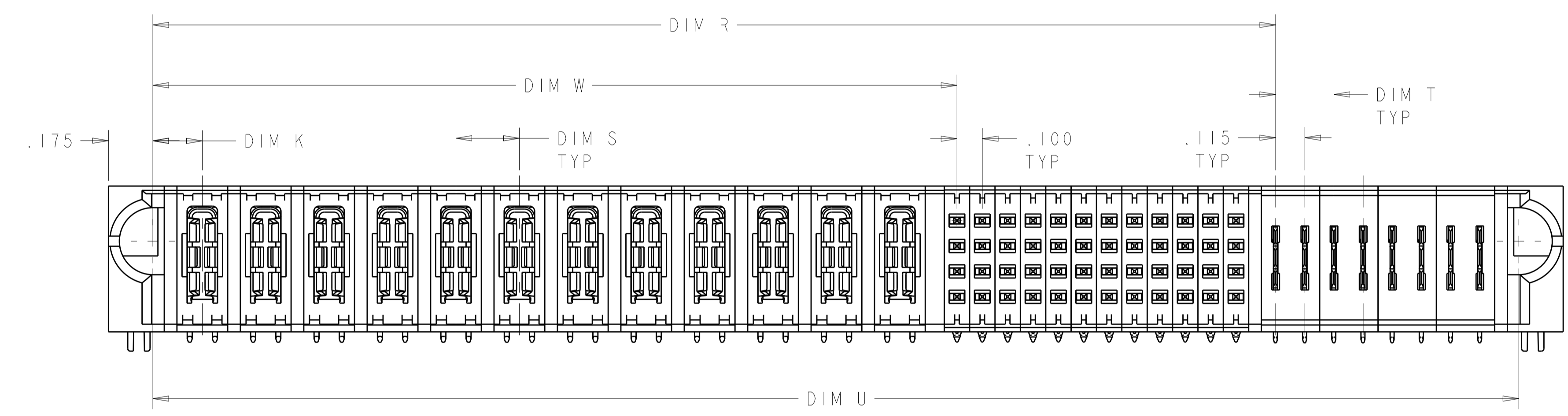


LOC		DIST		REVISIONS			
		P	LTN	DESCRIPTION	DATE	DMN	APVD
ES	00	G9		ADD NEW DASH NUMBER 2-9	04MAY2012	CZ	SZ
		H2		REV PER ECR-12-020199	22NOV2012	CZ	SZ
		H4		ADDED THE NEW DASH NUMBER -33	28DEC2012	ML	SZ



- 1 "AMP", PART NUMBER, AND DATECODE TO BE MARKED IN AREA SHOWN. PARTS UNDER 2.00 LONG MAY BE MARKED ON BOTH SIDES.
- 2 MATERIAL:
 HOUSING - GLASS FILLED HIGH TEMP THERMO PLASTIC, BLACK, UL94 V-0
 SIGNAL CONTACT - COPPER ALLOY
 POWER CONTACT - HIGH CONDUCTIVITY COPPER ALLOY.
- 3 CONTACT PLATING - NOBLE METAL PLATING ON CONTACT FUNCTIONAL AREA OF POWER AND SIGNAL CONTACTS
- 4 MECHANICAL CONNECTOR KEEP OUT ZONE.
- 5 DATUM AND BASIC DIMENSIONS ESTABLISHED BY CUSTOMER.
- 6 PCB - HOLE DIAMETERS ARE FINISHED HOLE SIZE.
- 7 PCB - .0453±.0010 DRILLED HOLES PLATED WITH .0003 MIN Sn OVER .001 TO .003 Cu PLATING TO ACHIEVE A .040 DIA HOLE.
- 8 TO GENERAL POWER CONTACT (WITHOUT LP POWER CONTACT), VARIABLE DIMENSIONS PLEASE SEE SHEET 2.
- 9 PLEASE REFER TO PAGE 5 FOR DETAIL DIMENSIONS.
- 10 PLEASE REFER TO PAGE 7 FOR SPECIAL DIMENSIONS.
- 11 FOR LP/S/P CONFIGURATION, OR SPECIAL DIMENSIONS FOR PART 2-6450840-1, PLEASE REFER TO SHEET 2.


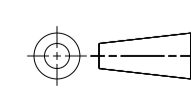


THIS DRAWING IS A CONTROLLED DOCUMENT.		DMN ALEX SHOAL CHK Sunny Zhao	14DEC2007 20DEC2007	TE Connectivity
DIMENSIONS: INCHES		TOLERANCES UNLESS OTHERWISE SPECIFIED: 0 PLC ±. 2 PLC ±.01 3 PLC ±.005 4 PLC ±.0050 ANGLES ±°	APVD Sunny Zhao 20DEC2007	
MATERIAL: 2		FINISH: 3	PRODUCT SPEC 108-2292 APPLICATION SPEC 114-13251	SIZE A100779
Customer Drawing		WEIGHT	RESTRICTED TO	SCALE 4:1 SHEET 1 OF 16 REV H4

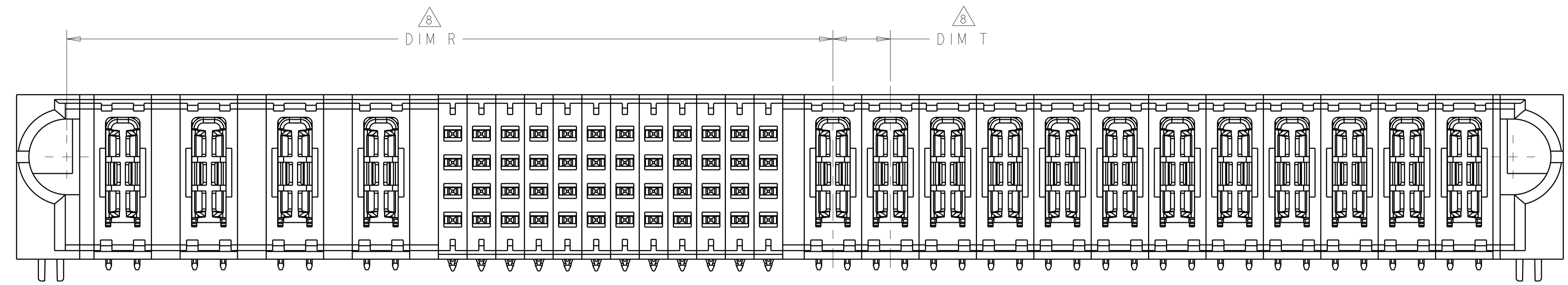
THIS DRAWING IS UNPUBLISHED. RELEASED FOR PUBLICATION 20
 © COPYRIGHT 20 BY TE CONNECTIVITY ALL RIGHTS RESERVED.

LOC	DIST	REVISIONS					
		P	LTN	DESCRIPTION	DATE	DWN	APVD
ES	00	-		SEE SHEET 1	-	-	-

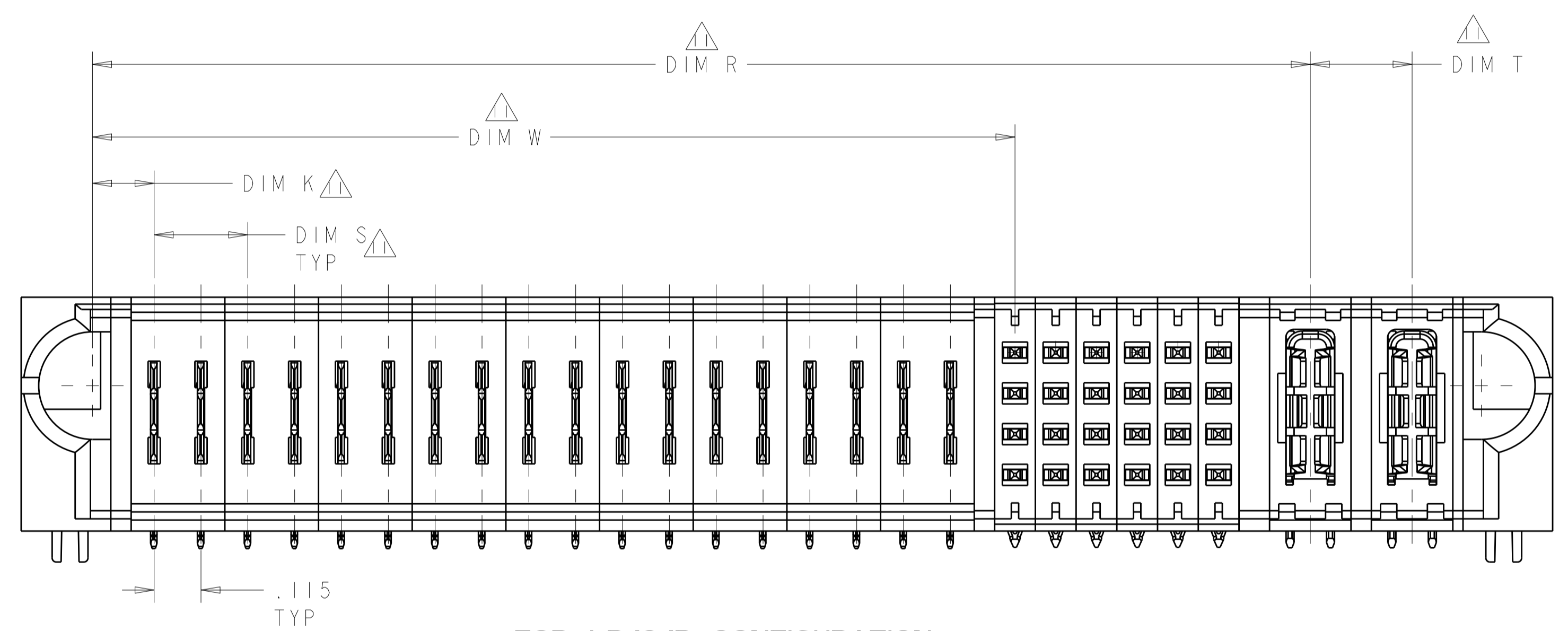
H3	.250	2.315	1.535	.860	2.205	.230	2.415	2.555	.1275	6LP + 24S + 3P	3-6450840-3
H2	-	1.135	.8075	.375	1.025	-	1.235	1.375	.1025	2LP + 16S + 2LP	3-6450840-1
	.250	2.300	1.520	.845	2.190	.250	2.400	2.540	.170	3P + 24S + 3P	2-6450840-9
	.250	3.800	2.270	1.595	3.690	.250	3.900	4.040	.170	6P + 24S + 6P	2-6450840-7
	.250	4.400	2.370	2.095	4.290	.250	4.500	4.640	.170	8P + 8S + 8P	1-6450840-6
	.250	1.700	1.145	.645	1.590	.250	1.800	1.940	.195	2P + 16S + 2P	2-6450840-5
	.250	6.000	3.970	2.095	5.890	.250	6.100	6.240	.170	8P + 72S + 8P	2-6450840-3
	.250	2.500	1.470	1.095	2.390	.250	2.600	2.740	.170	4P + 12S + 4P	2-6450840-2
	.230	5.585	1.5025	.645	5.475	.250	5.685	5.825	.170	2P + 32S + 4LP + 14P	2-6450840-1
	.250	3.520	2.990	2.265	3.410	.230	3.620	3.760	.1525	18LP + 24S + 2P	2-6450840-0
	-	1.300	1.020	.345	1.190	-	1.400	1.540	.170	1P + 24S + 1P	1-6450840-5
	.200	3.300	2.020	1.345	3.190	.200	3.400	3.540	.170	6HDP + 24S + 6HDP	1-6450840-2
	.200	2.400	1.520	.945	2.290	.200	2.500	2.640	.170	4HDP + 20S + 4HDP	1-6450840-1
	.250	2.400	1.370	1.095	2.290	.250	2.500	2.640	.170	4P + 8S + 4P	1-6450840-0
	.200	2.100	1.220	.945	1.990	.200	2.200	2.340	.170	4HDP + 8S + 4HDP	6450840-9
	-	-	-	-	-	-	-	-	-	4P+16S+24S+2HDP	6450840-8
	-	1.300	1.020	.345	1.190	-	1.400	1.540	.170	1P + 24S + 1P	6450840-7
	-	2.480	2.1525	1.345	2.370	.250	2.580	2.720	.170	5P + 32S + 2LP	6450840-6
	.250	3.400	2.120	1.395	3.290	.250	3.500	3.640	.170	5P + 24S + 5P	6450840-5
	.200	5.150	2.670	1.345	5.040	.300	5.250	5.390	.195	4ACP + 48S + 12HDP	6450840-4
	.230	5.495	4.4275	3.170	5.385	.250	5.595	5.735	.195	12P + 48S + 8LP	6450840-3
	-	2.315	-	-	2.205	-	2.415	2.555	.170	3P+ 1LP + 24S + 3HDP	6450840-2
	DIM T	DIM V	DIM R	DIM W	DIM U	DIM S	DIM D	DIM L	DIM K	DESCRIPTION	PART NUMBER

THIS DRAWING IS A CONTROLLED DOCUMENT.		DWN ALEX SHOAL CHK Sunny Zhao	14DEC2007 20DEC2007	 TE Connectivity
DIMENSIONS: INCHES		TOLERANCES UNLESS OTHERWISE SPECIFIED: 0 PLC ±. 2 PLC ±.01 3 PLC ±.005 4 PLC ±.0050 ANGLES ±.0°	APVD Sunny Zhao Z0DEC2007	
		MATERIAL	PRODUCT SPEC 108-2292	RESTRICTED TO
FINISH		WEIGHT	APPLICATION SPEC 114-13251	SIZE A100779
Customer Drawing		SCALE 1:1	DRAWING NO 6450840	SHEET 2 OF 16
				REV H4

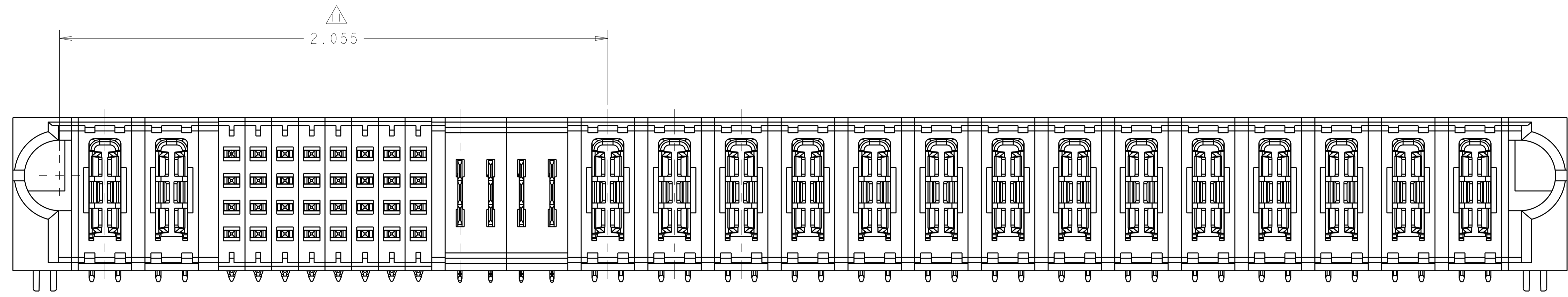
LOC		DIST		REVISIONS			
ES	00	P	LTH	DESCRIPTION	DATE	DMN	APVD
		-		SEE SHEET 1			




FOR P/S/P CONFIGURATION
 UNSPECIFIED DIM REFER TO SHEET 1
 SCALE 4:1



FOR LP/S/P CONFIGURATION
 UNSPECIFIED DIM REFER TO SHEET 1



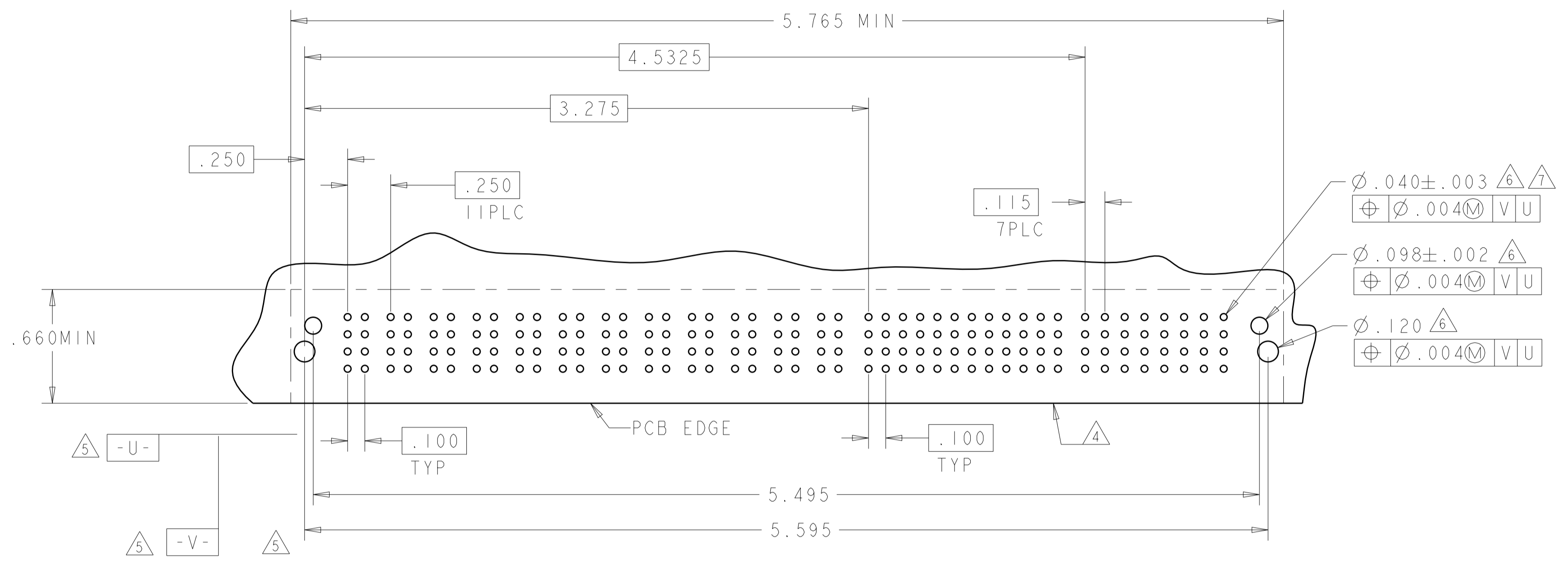
FOR PART 2-6450840-1 ONLY

THIS DRAWING IS A CONTROLLED DOCUMENT.		DMN: ALEX SHOAL 14DEC2007	 TE Connectivity NAME: RIGHT ANGLE HEADER W/ LP CONTACT AND SHORT END MODULES MULTI-BEAM XLE
DIMENSIONS: INCHES		CHK: Sunny Zhao 20DEC2007	
TOLERANCES UNLESS OTHERWISE SPECIFIED:		APVD: Sunny Zhao 20DEC2007	
0 PLC ±. 1 PLC ±.01 2 PLC ±.01 3 PLC ±.005 4 PLC ±.0050 ANGLES ±.0°		PRODUCT SPEC: 108-2292 APPLICATION SPEC: 114-13251 WEIGHT: - FINISH: -	
MATERIAL: -		SIZE: A100779	CAGE CODE: C=6450840 CUSTOMER DRAWING: - SCALE: 1:1 SHEET: 3 OF 16 REV: H4

LOC	DIST	REVISIONS			
		REV	DATE	BY	APPROV
ES	00	-	SEE SHEET 1		

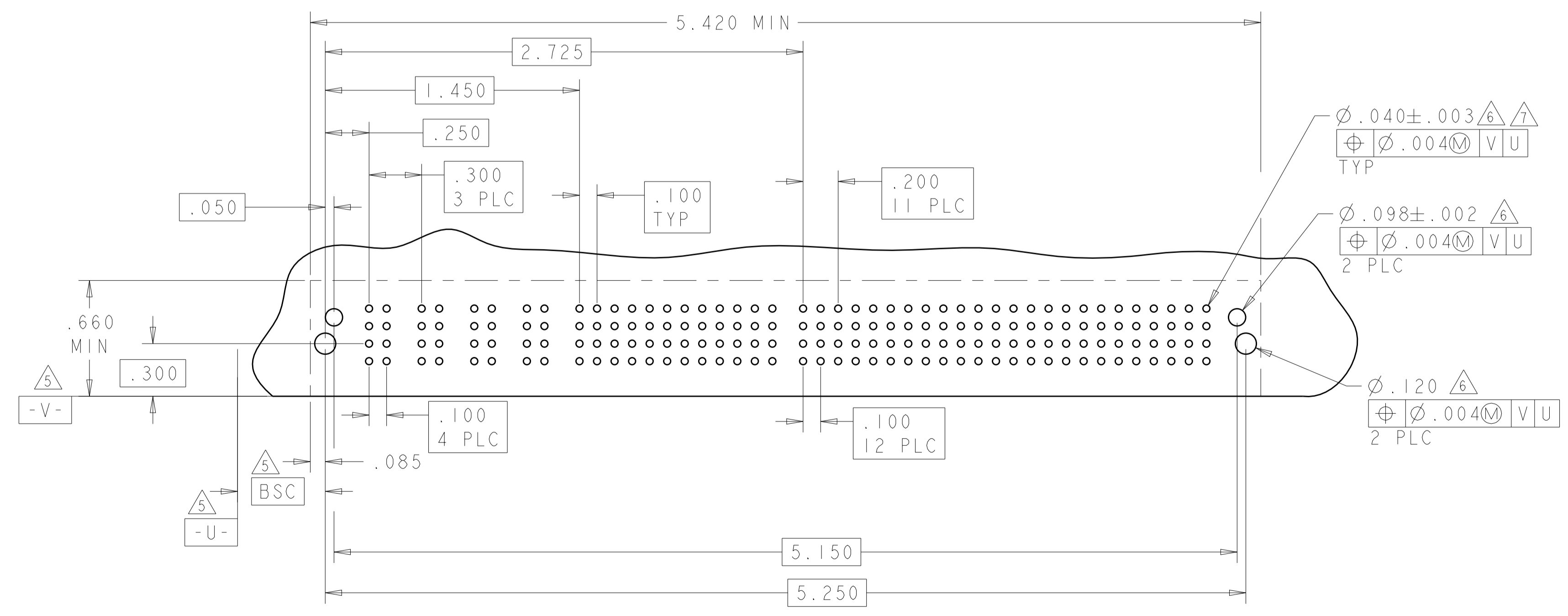
PART NUMBER	ROWS	POWER												SIGNAL												POWER							
		P1	P2	P3	P4	P5	P6	P7	P8	P9	P10	P11	P12	1	2	3	4	5	6	7	8	9	10	11	12	LP1	LP2	LP3	LP4	LP5	LP6	LP7	LP8
6450840-3	D													Z5	Z5	Z5	Z5	Z5	Z5	Z5	Z5	Z5	Z5	Z5									
	C													Y5	Y5	Y5	Y5	Y5	Y5	Y5	Y5	Y5	Y5	Y5	LT	LT	LT	LT	LT	LT	LT	LT	
	B	TT	TT	TT	TT	TT	TT	TT	TT	TT	TT	TT	TT	R5	R5	R5	R5	R5	R5	R5	R5	R5	R5	R5									
	A	HD												O5	O5	O5	O5	O5	O5	O5	O5	O5	O5	O5									

12P + 48S + 8LP



PART NUMBER	ROWS	POWER				SIGNAL												POWER														
		P1	P2	P3	P4	1	2	3	4	5	6	7	8	9	10	11	12	P5	P6	P7	P8	P9	P10	P11	P12	P13	P14	P15	P16			
6450840-4	D					Z5	Z5	Z5	Z5	Z5	Z5	Z5	Z5	Z5	Z5	Z5	Z5															
	C					Y5	Y5	Y5	Y5	Y5	Y5	Y5	Y5	Y5	Y5	Y5	Y5	TT	TT	TT	TT	TT	TT	TT	TT	TT	TT	TT	TT	TT	TT	
	B					R5	R5	R5	R5	R5	R5	R5	R5	R5	R5	R5	R5															
	A	HD				O5	O5	O5	O5	O5	O5	O5	O5	O5	O5	O5	O5															

4ACP + 48S + 12HDP



DESCRIPTION	IDENTIFIER
HOLD DOWN	HD
.120 SIGNAL PRESS FIT CON, ROW A, MLBF	O1
.120 SIGNAL PRESS FIT CON, ROW B, MLBF	R1
.120 SIGNAL PRESS FIT CON, ROW C, MLBF	Y1
.120 SIGNAL PRESS FIT CON, ROW D, MLBF	Z1
.120 SIGNAL PRESS FIT CON, ROW A, STD	O5
.120 SIGNAL PRESS FIT CON, ROW B, STD	R5
.120 SIGNAL PRESS FIT CON, ROW C, STD	Y5
.120 SIGNAL PRESS FIT CON, ROW D, STD	Z5
.120 PRESS FIT LOWER POWER CON	LT
.120 PRESS FIT POWER CON	TT

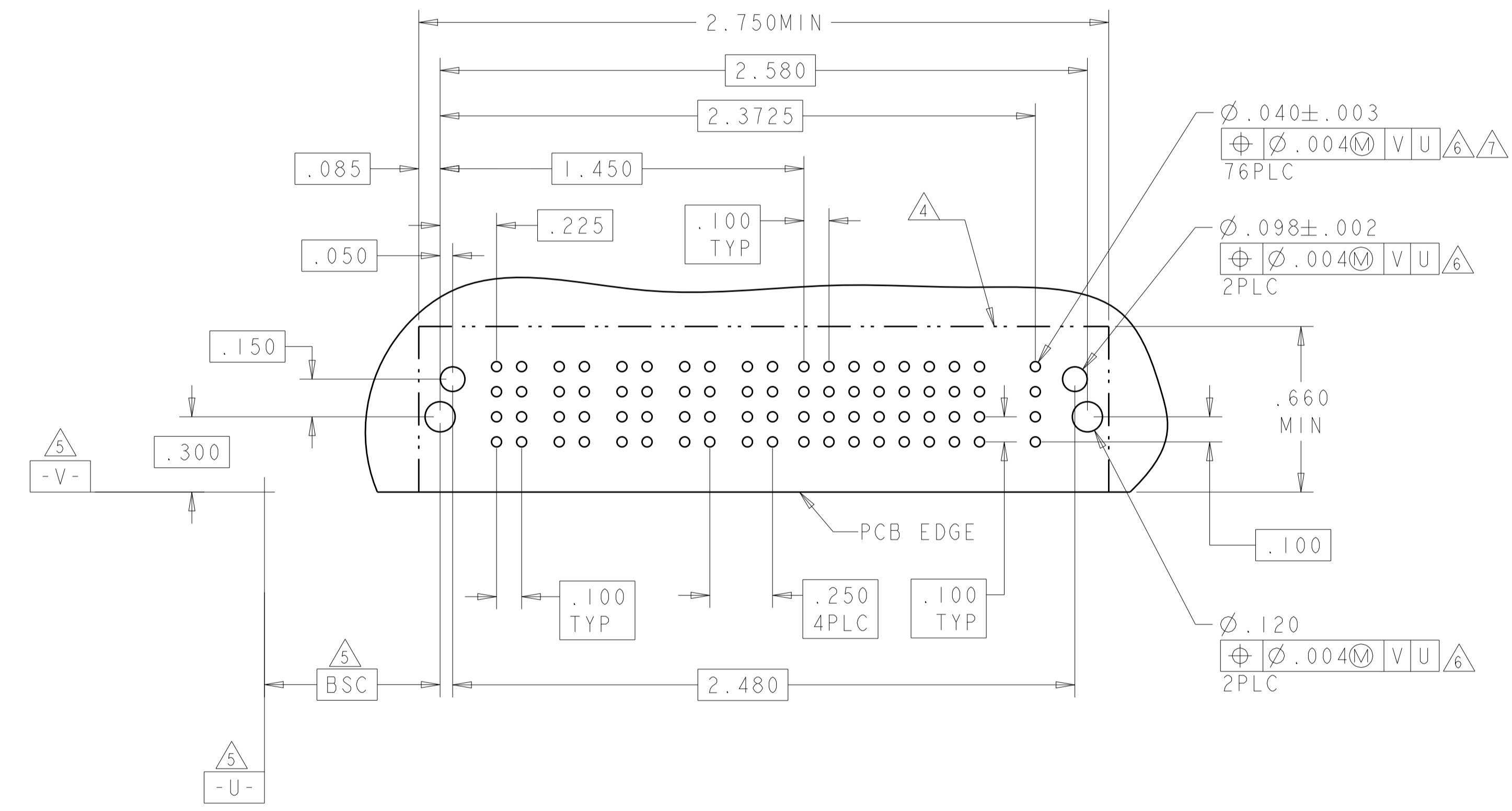
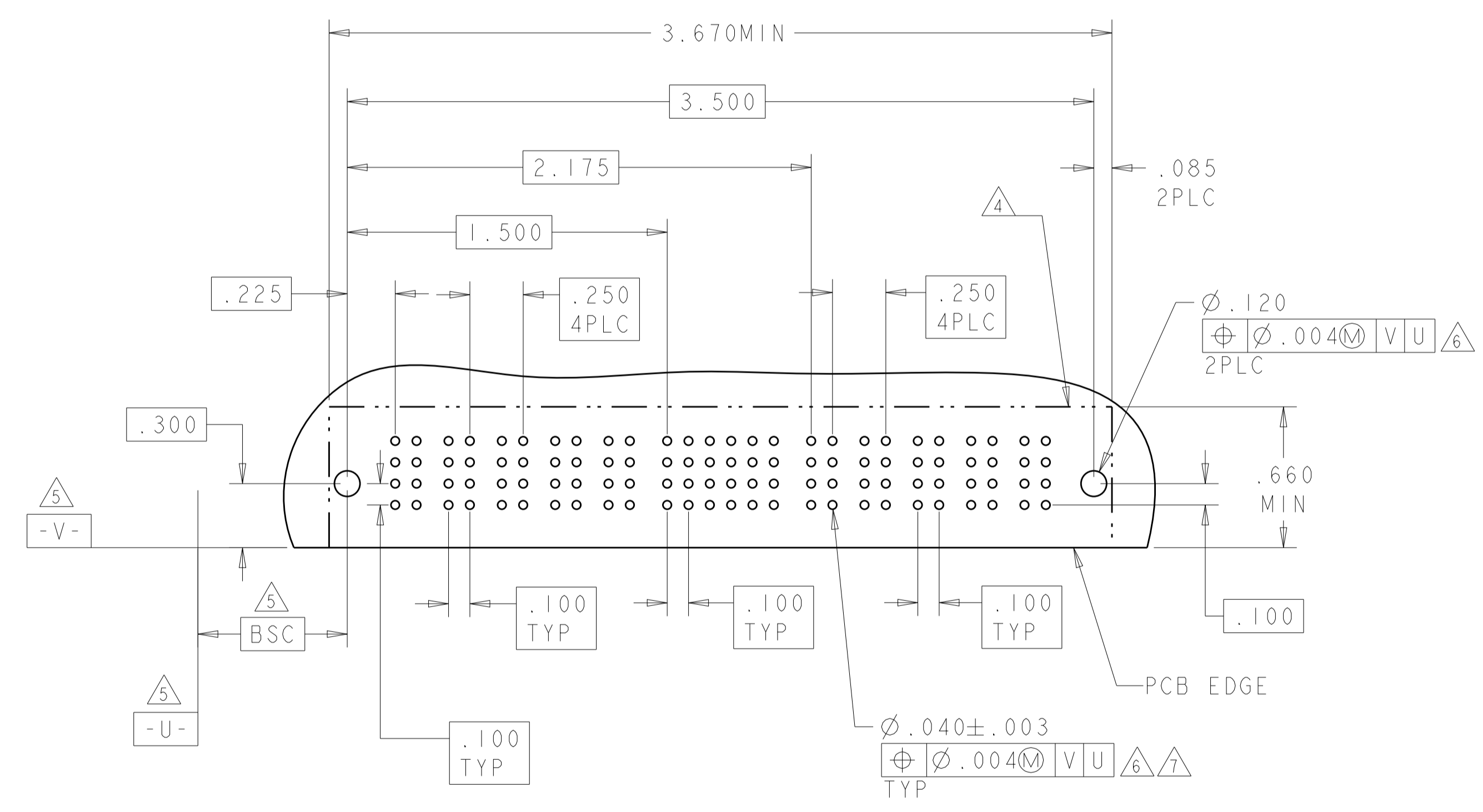
THIS DRAWING IS A CONTROLLED DOCUMENT.		DWN: ALEX SHOAL CHK: Sunny Zhao	14DEC2007 20DEC2007			NAME: RIGHT ANGLE HEADER W/ LP CONTACT AND SHORT END MODULES MULTI-BEAM XLE			
DIMENSIONS: INCHES		TOLERANCES UNLESS OTHERWISE SPECIFIED:				PRODUCT SPEC: 108-2292		APPLICATION SPEC: 114-13251	
MATERIAL:		FINISH:				WEIGHT:		SCALE: 1:1	
CUSTOMER DRAWING						A100779C=6450840		SHEET 4 OF 16	

LOC	DIST	REVISIONS			
P	LTN	DESCRIPTION	DATE	OWN	APVD
ES	00	SEE SHEET 1			

PART NUMBER	ROWS	POWER					SIGNAL						POWER				
		P1	P2	P3	P4	P5	1	2	3	4	5	6	P6	P7	P8	P9	P10
6450840-5	D						Z5	Z5	Z5	Z5	Z5	Z5					
	C						Y5	Y5	Y5	Y5	Y5						
	B	TT	TT	TT	TT	TT	R5	R5	R5	R5	R5	TT	TT	TT	TT	TT	
	A						O5	O5	O5	O5	O5						
5P + 24S + 5P																	

PART NUMBER	ROWS	POWER					SIGNAL								POWER	
		P1	P2	P3	P4	P5	1	2	3	4	5	6	7	8	LP1	LP2
6450840-6	D						Z5	Z5	Z5	Z5	Z5	Z5	Z5	Z5	Z1	
	C						Y5	Y5	Y5	Y5	Y5	Y5	Y5	Y5		
	B	TT	TT	TT	TT	TT	R5	R5	R5	R5	R5	R5	R5	R5	LT	
	A	HD					O5	O5	O5	O5	O5	O5	O5	O5		
5P + 32S + 2LP																

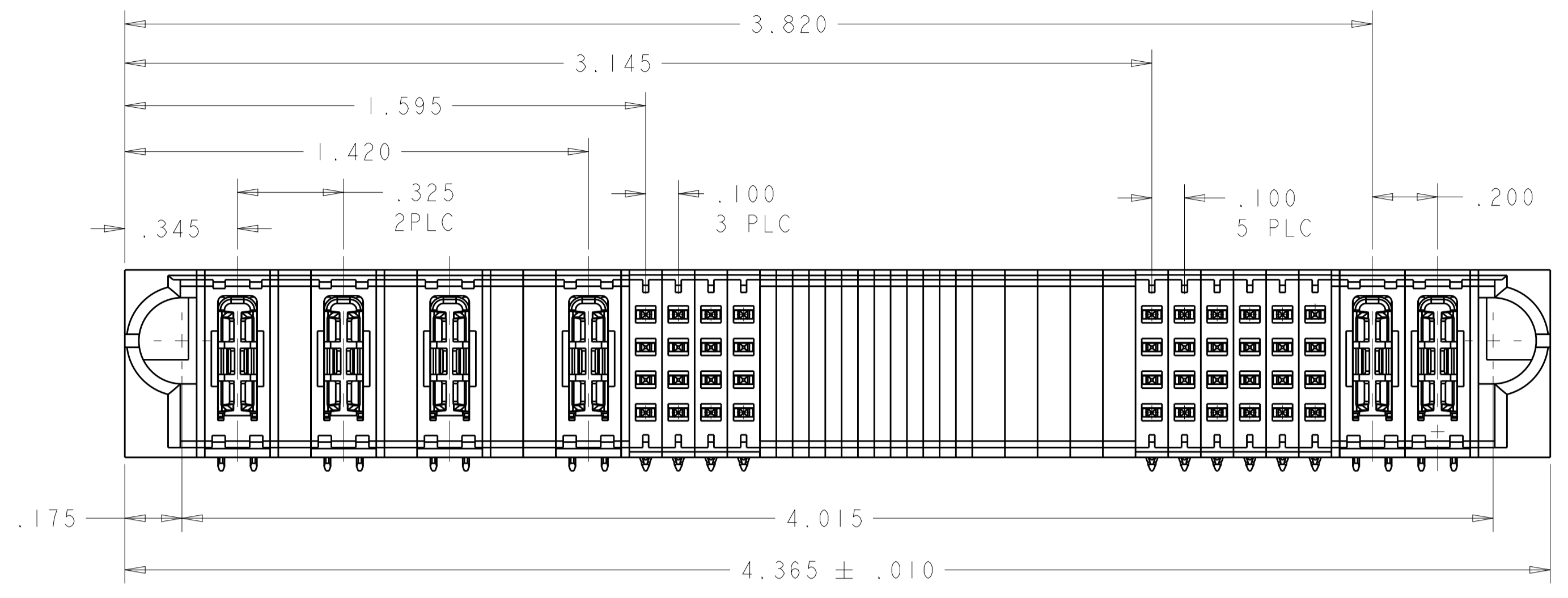
NO CONTACT LOADED



THIS DRAWING IS A CONTROLLED DOCUMENT.		OWN: ALEX SHOAL 14DEC2007	 TE Connectivity
DIMENSIONS: INCHES		CHK: Sunny Zhao 20DEC2007	
TOLERANCES UNLESS OTHERWISE SPECIFIED:		APVD: Sunny Zhao 20DEC2007	NAME: RIGHT ANGLE HEADER W/ LP CONTACT AND SHORT END MODULES MULTI-BEAM XLE
0 PLC ±. 2 PLC ±.01 3 PLC ±.005 4 PLC ±.0050 ANGLES ±.7°		PRODUCT SPEC: 108-2292	SIZE: A1
MATERIAL: -		APPLICATION SPEC: 114-13251	CAGE CODE: C=6450840
FINISH: -		WEIGHT: -	RESTRICTED TO: -
		Customer Drawing	SCALE: 1:1 SHEET 5 OF 16 REV: H4

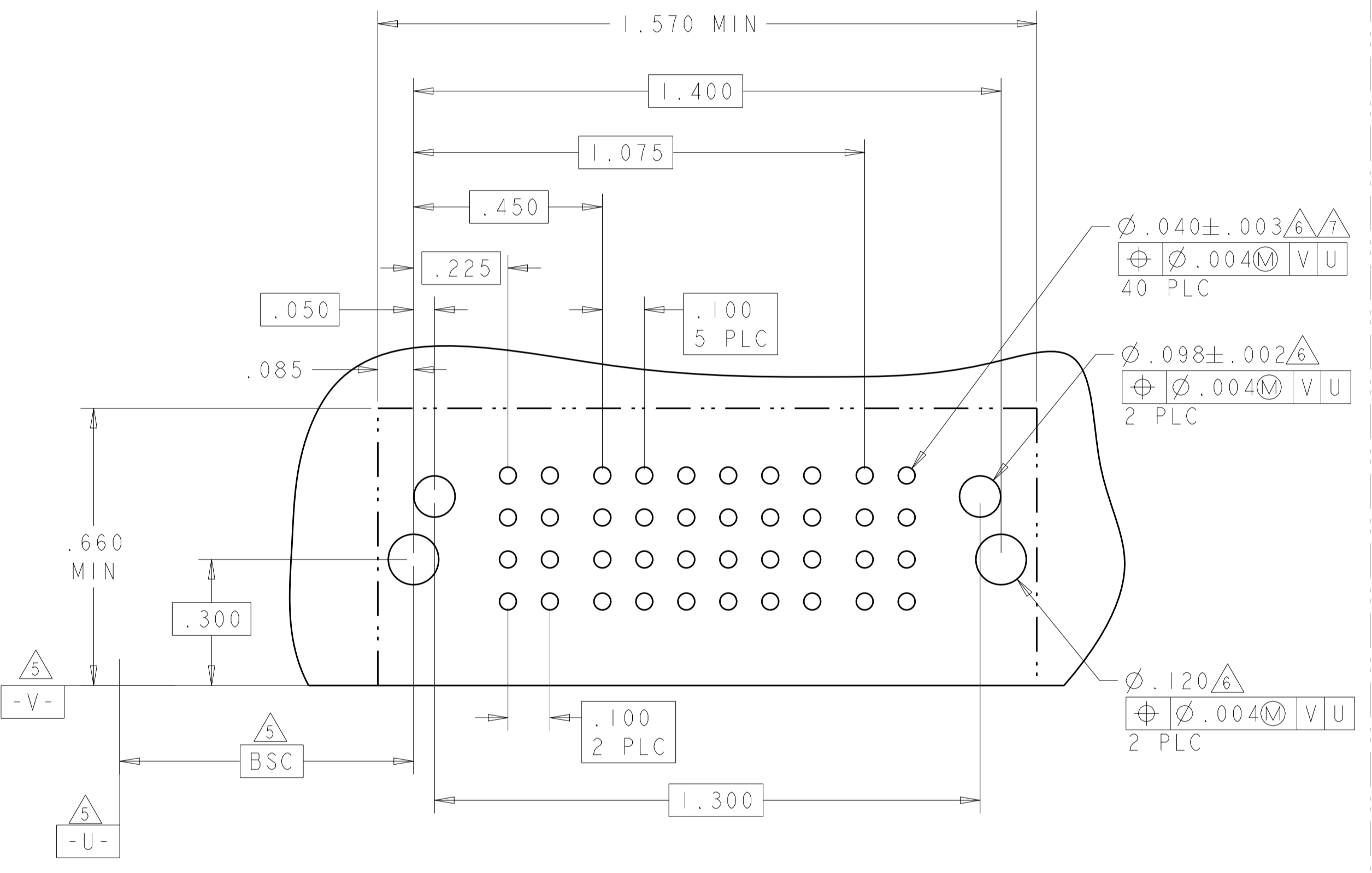
LOC	DIST	REV	DATE	APPD
ES	00			

PART NUMBER	ROWS	POWER	SIGNAL						POWER		
			P1	1	2	3	4	5		6	P2
6450840-7	D C B A	TT	HD	Z5	Z5	Z5	Z5	Z5	Z5	TT	HD
				Y5	Y5	Y5	Y5	Y5	Y5		
				R5	R5	R5	R1	R5	R5		
				O5	O5	O5	O5	O5	O5		
IP + 24S + IP											

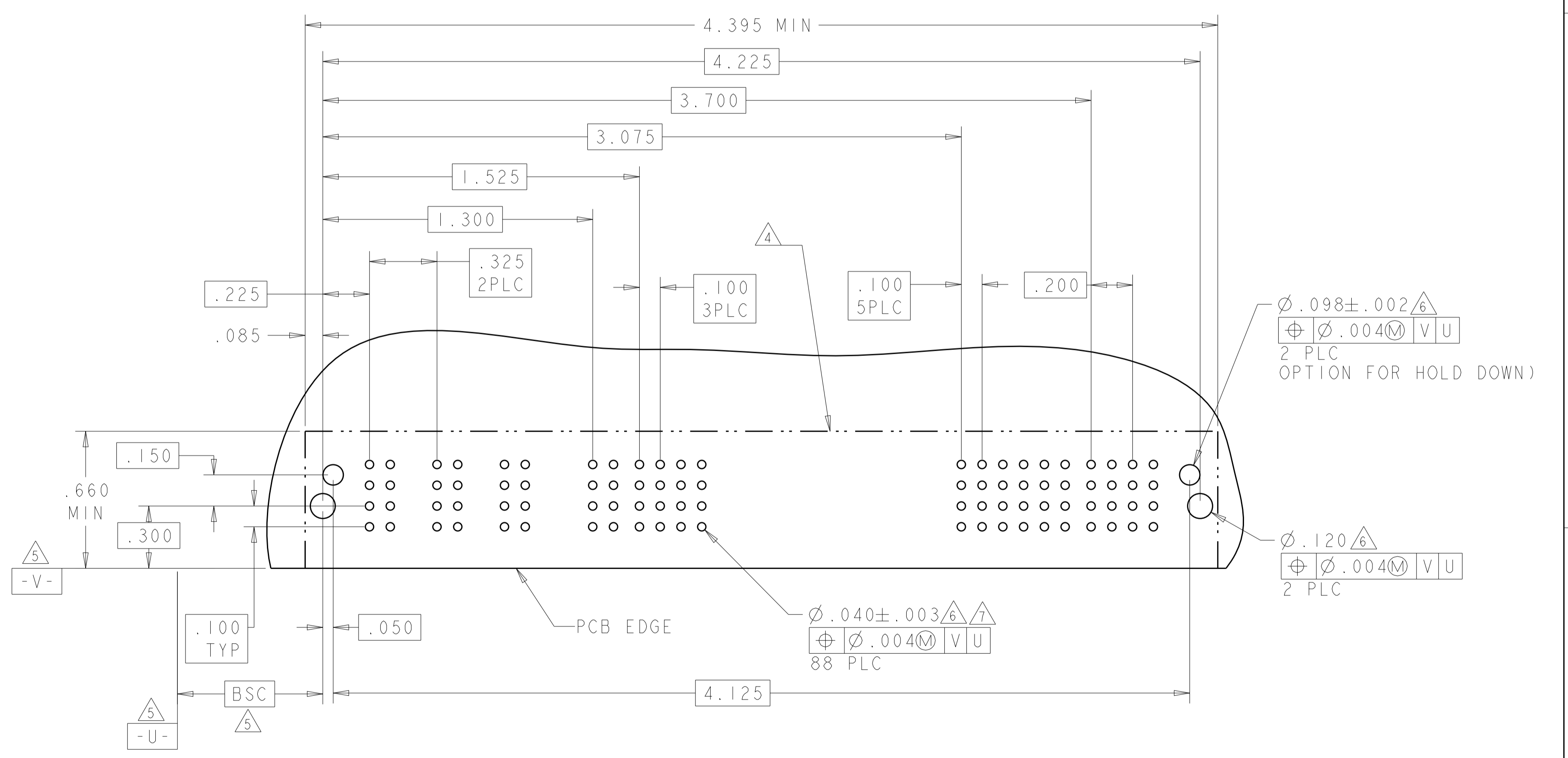


PART NUMBER: 6450840-8

PART NUMBER	ROWS	POWER				SIGNAL				BLANK	SIGNAL				POWER		
		P1	P2	P3	P4	1	2	3	4		5	6	7	8	9	10	P5
6450840-8	D C B A	TT	TT	TT	TT	Z5	Z5	Z5	Z5	BLANK	Z5	Z5	Z5	Z5	TT	TT	
						Y5	Y5	Y5	Y5		Y5	Y5	Y5	Y5			
						R5	R5	R5	R5		R5	R5	R5	R5			
						O5	O5	O5	O5		O5	O5	O5	O5			
4P + 16S + 24S + 2HDP																	



PART NUMBER	ROWS	POWER	SIGNAL						POWER		
			P1	1	2	3	4	5		6	P2
1-6450840-5	D C B A	TT	HD	Z5	Z5	Z5	Z5	Z5	Z5	TT	HD
				Y5	Y5	Y5	Y5	Y5	Y5		
				R5	R5	R5	R5	R5	R5		
				O5	O5	O1	O5	O5	O5		
IP + 24S + IP											



LAYOUT OF 1-6450840-5 IS SAME AS 6450840-7.

THIS DRAWING IS A CONTROLLED DOCUMENT. OWN: ALEX SHOAL 14DEC2007
 CHK: Sunny Zhao 20DEC2007
 APVD: Sunny Zhao 20DEC2007

DIMENSIONS: INCHES
 TOLERANCES UNLESS OTHERWISE SPECIFIED:
 0 PLC ±.
 1 PLC ±.01
 2 PLC ±.01
 3 PLC ±.005
 4 PLC ±.005
 ANGLES ±.0050

MATERIAL: FINISH:

PRODUCT SPEC: 108-2292
 APPLICATION SPEC: 114-13251
 WEIGHT: Customer Drawing

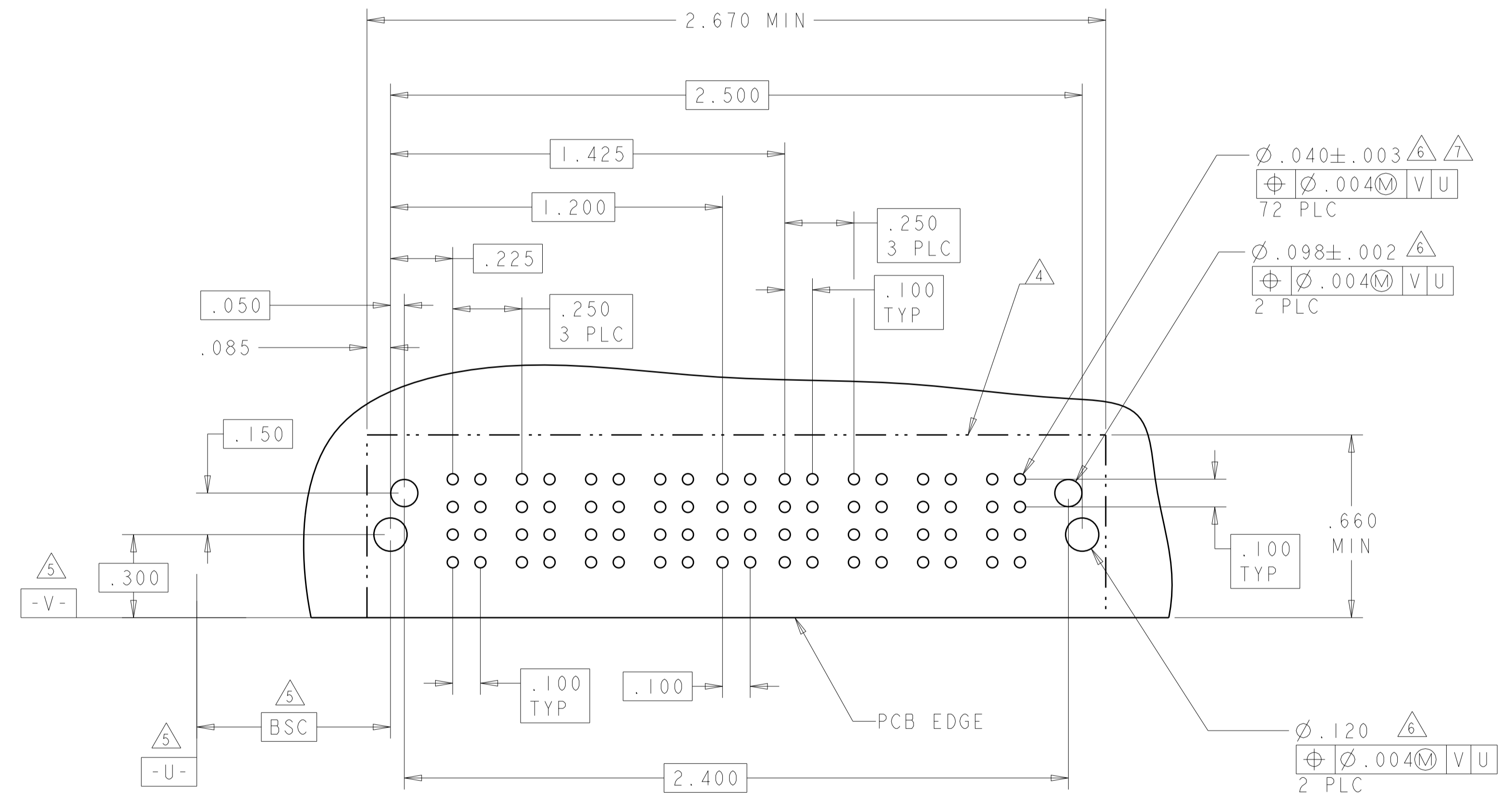
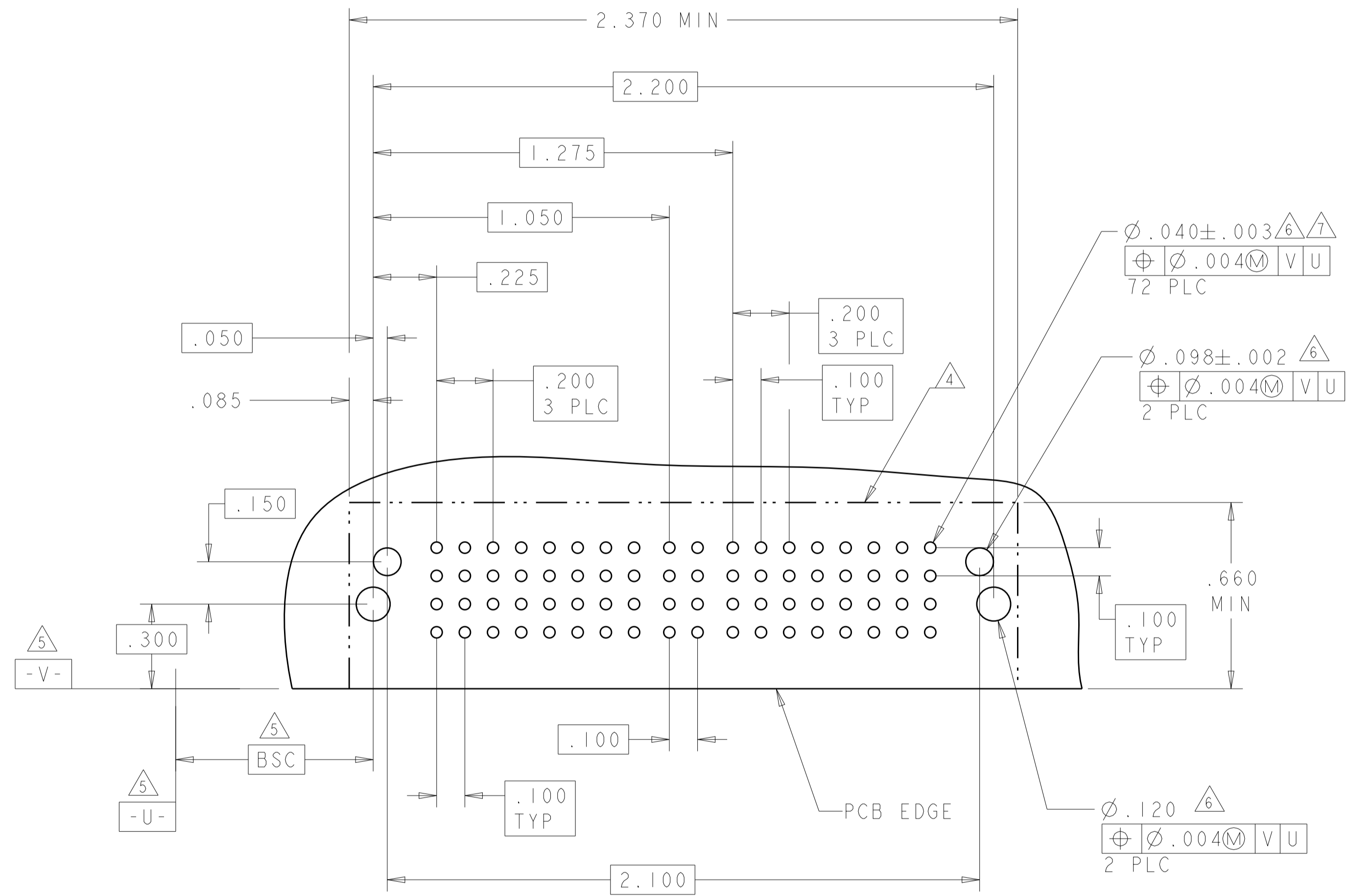
NAME: RIGHT ANGLE HEADER W/ LP CONTACT AND SHORT END MODULES MULTI-BEAM XLE
 SIZE: CAGE CODE DRAWING NO: A100779C=6450840
 RESTRICTED TO: REV: H4

SCALE: 1:1 SHEET 6 OF 16

LOC	DIST	REV	DATE	BY	APPV
ES	00				
REVISIONS					

PART NUMBER	ROWS	POWER				SIGNAL	POWER				
		P1	P2	P3	P4	1 2	P5	P6	P7	P8	
6450840-9	D C B A	TT	TT	TT	TT	Z5 Z5 Y5 Y5 R5 R5 O5 O5	TT	TT	TT	TT	
4HDP + 8S + 4HDP											

PART NUMBER	ROWS	POWER				SIGNAL	POWER				
		P1	P2	P3	P4	1 2	P5	P6	P7	P8	
1-6450840-0	D C B A	TT	TT	TT	TT	Z5 Z5 Y5 Y5 R5 R5 O5 O5	TT	TT	TT	TT	
4P + 8S + 4P											



THIS DRAWING IS A CONTROLLED DOCUMENT.

DIMENSIONS: INCHES	TOLERANCES UNLESS OTHERWISE SPECIFIED: 0 PLC ±. 1 PLC ±.01 2 PLC ±.01 3 PLC ±.005 4 PLC ±.0050 ANGLES ±.7°	FINISH	APPROVED: Alex Shoal CHK: Sunny Zhao DATE: 14DEC2007	APPROVED: Sunny Zhao DATE: 20DEC2007	NAME: RIGHT ANGLE HEADER W/ LP CONTACT AND SHORT END MODULES MULTI-BEAM XLE
MATERIAL			PRODUCT SPEC: 108-2292	APPLICATION SPEC: 114-13251	SIZE: A100779
			WEIGHT	Customer Drawing	SCALE: 1:1

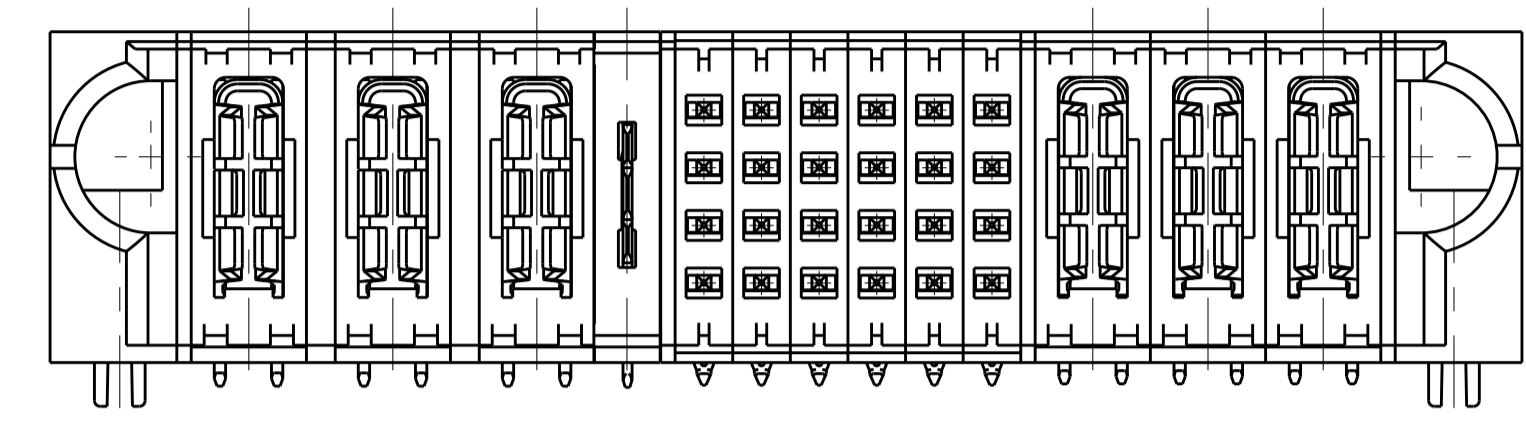
STC TE Connectivity

Customer Drawing

SCALE: 1:1 SHEET 7 OF 16 REV: H4

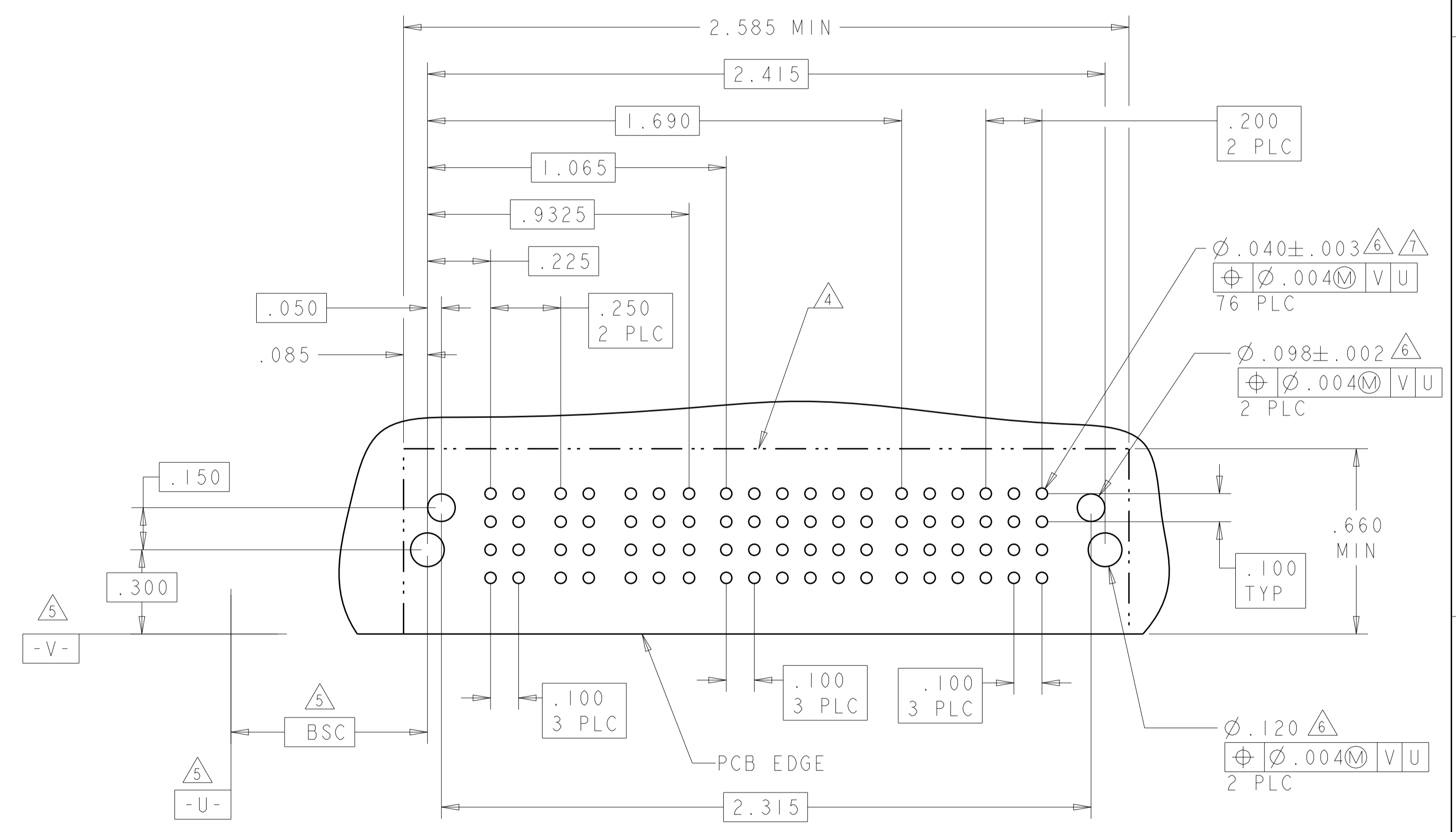
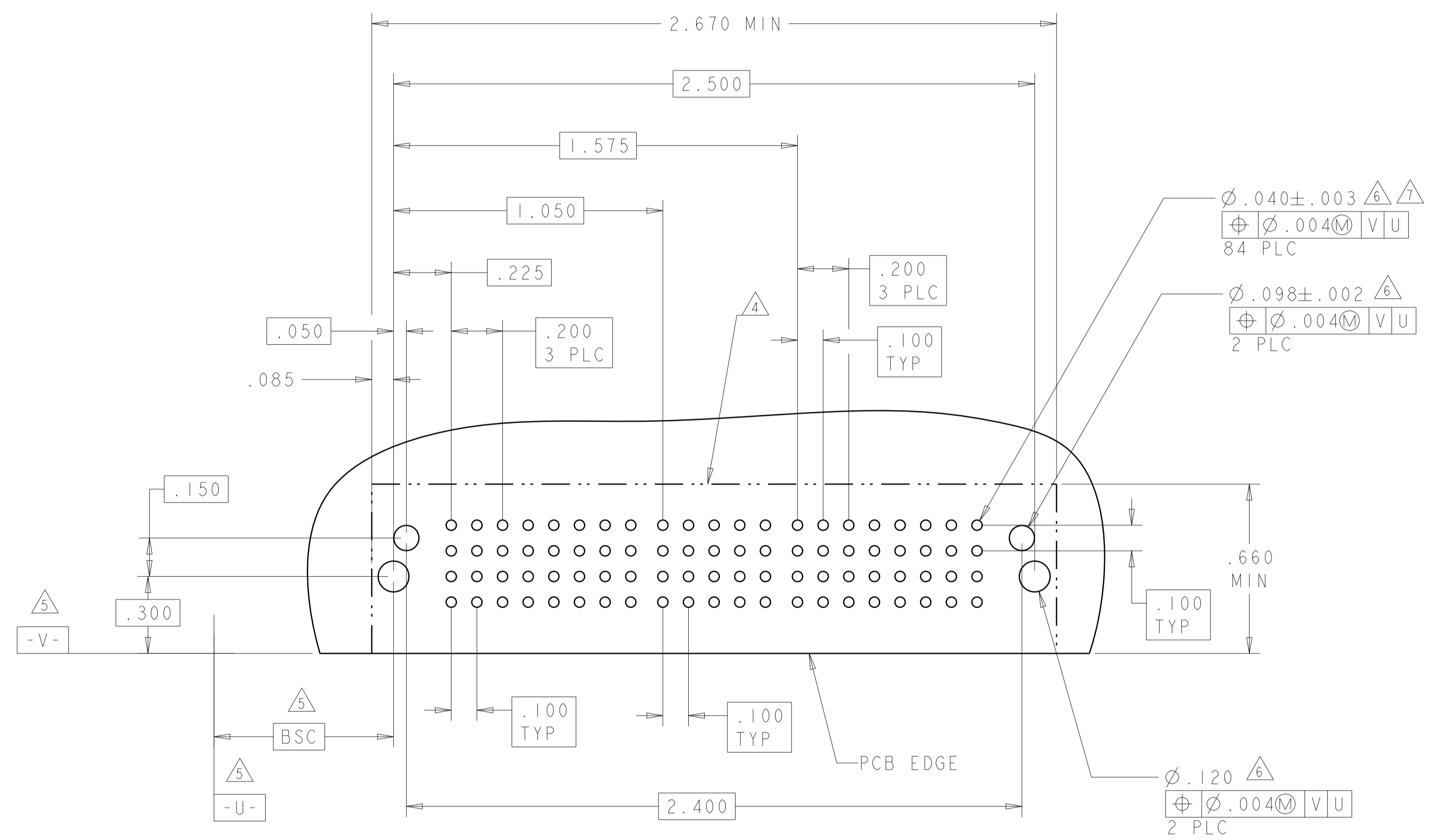
LOC	DIST	REVISIONS			
P	LTN	DESCRIPTION	DATE	DMN	APVD
ES	00	SEE SHEET 1	-	-	-

PART NUMBER	ROWS	POWER				SIGNAL					POWER				
		P1	P2	P3	P4	1	2	3	4	5	P5	P6	P7	P8	
1-6450840-1	D	TT	TT	TT	TT	Z5	Z5	Z5	Z5	Z5	TT	TT	TT	TT	
	C					Y5	Y5	Y5	Y5	Y5					
	B					R5	R5	R5	R5	R5					
A	HD					O5	O5	O5	O5	O5					HD
4HDP + 20S + 4HDP															



FOR PART NUMBER 6450840-2
 UNSPECIFIED DIM REFER TO SHEET 1

PART NUMBER	ROWS	POWER				SIGNAL						POWER			
		P1	P2	P3	LP1	1	2	3	4	5	6	P4	P5	P6	
6450840-2	D	TT	TT	TT	LT	Z5	Z5	Z5	Z5	Z5	Z5	TT	TT	TT	
	C					Y5	Y5	Y5	Y5	Y5					
	B					R5	R5	R5	R5	R5					
A	HD					O5	O5	O5	O5	O5				HD	
3P + 1LP + 24S + 3HDP															

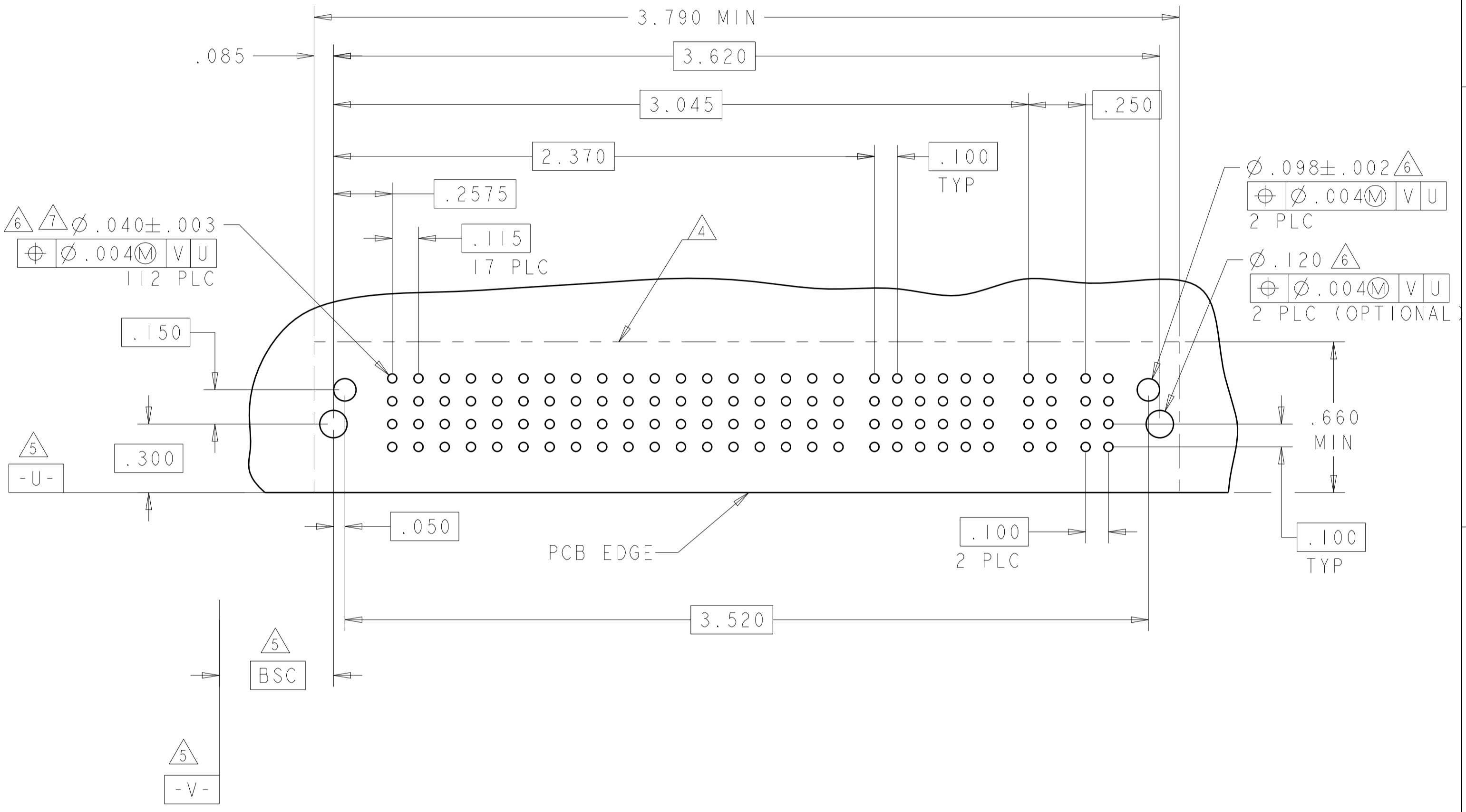
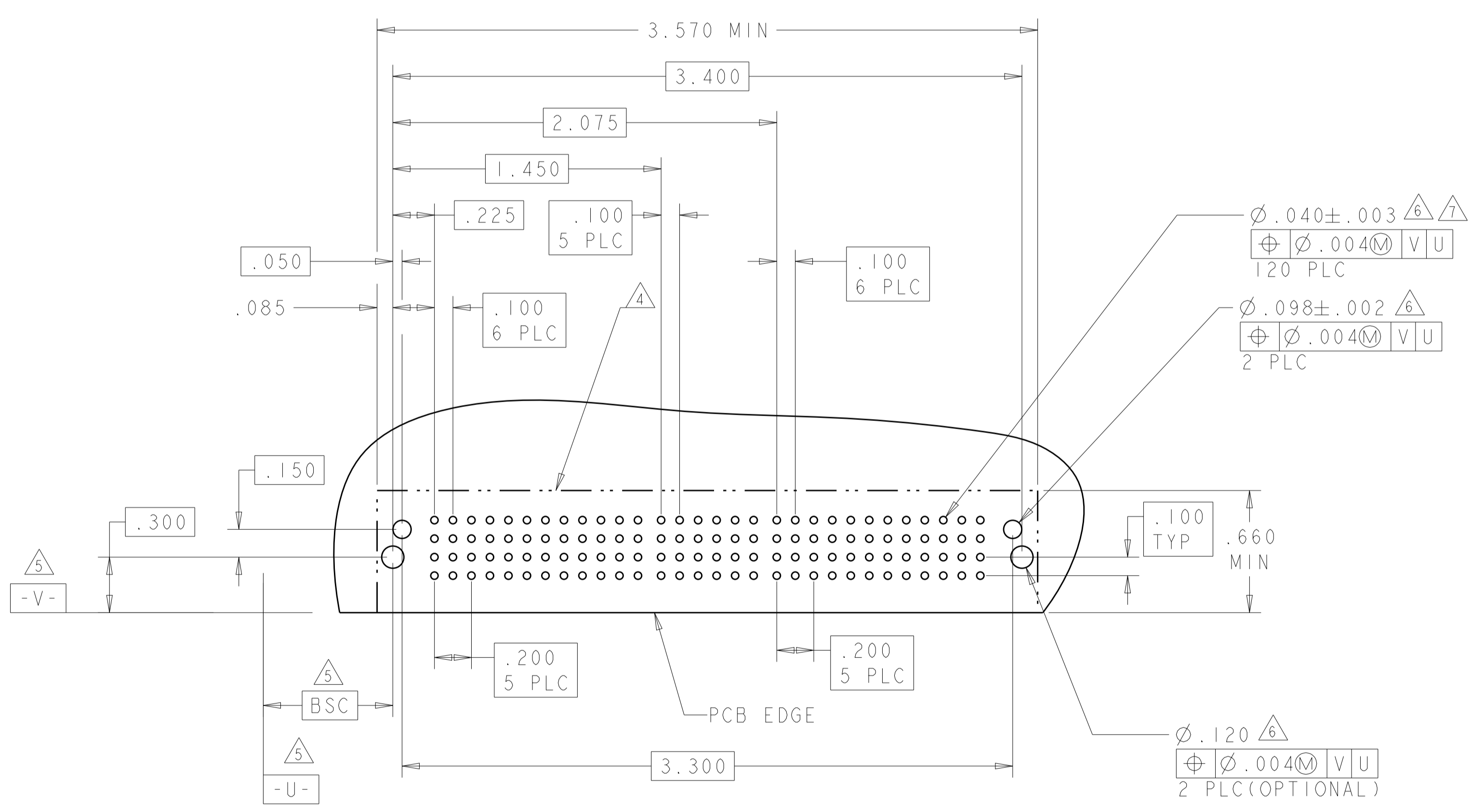


THIS DRAWING IS A CONTROLLED DOCUMENT.		OWN: ALEX SHOAL 14DEC2007	TE Connectivity
DIMENSIONS: INCHES		CHK: Sunny Zhao 20DEC2007	
TOLERANCES UNLESS OTHERWISE SPECIFIED:		APVD: Sunny Zhao 20DEC2007	NAME: RIGHT ANGLE HEADER W/ LP CONTACT AND SHORT END MODULES MULTI-BEAM XLE
0 PLC ±.01 1 PLC ±.01 2 PLC ±.01 3 PLC ±.005 4 PLC ±.0050 ANGLES ±.010		PRODUCT SPEC: 108-2292	SIZE: A1
MATERIAL: FINISH:		APPLICATION SPEC: 114-13251	CAGE CODE: 6450840
		WEIGHT: Customer Drawing	RESTRICTED TO: H4
		SCALE: 1:1	SHEET 8 OF 16

LOC	DIST	REVISIONS					
		P	LTN	DESCRIPTION	DATE	OWN	APVD
ES	00	-	-	SEE SHEET 1	-	-	-

PART NUMBER	ROWS	POWER						SIGNAL						POWER											
		P1	P2	P3	P4	P5	P6	1	2	3	4	5	6	P7	P8	P9	P10	P11	P12						
1-6450840-2	D	TT	TT	TT	TT	TT	TT	Z5	Z5	Z5	Z5	Z5	Z5	TT	TT	TT	TT	TT	TT						
	Y5							Y5	Y5	Y5	Y5	Y5													
	R5							R5	R5	R5	R5	R5													
	O5							O5	O5	O5	O5	O5													
6HDP + 24S + 6HDP																									

PART NUMBER	ROWS	LOW POWER																		SIGNAL						POWER	
		LP1	LP2	LP3	LP4	LP5	LP6	LP7	LP8	LP9	LP10	LP11	LP12	LP13	LP14	LP15	LP16	LP17	LP18	1	2	3	4	5	6	P1	P2
2-6450840-0	D	LT	LT	LT	LT	LT	LT	LT	LT	LT	LT	LT	LT	LT	LT	LT	LT	LT	LT	Z5	Z5	Z5	Z5	Z5	Z5	TT	TT
	Y5																			Y5	Y5	Y5	Y5	Y5			
	R5																			R5	R5	R5	R5	R5			
	O5																			O5	O5	O5	O5	O5			
18LP + 24S + 2P																											

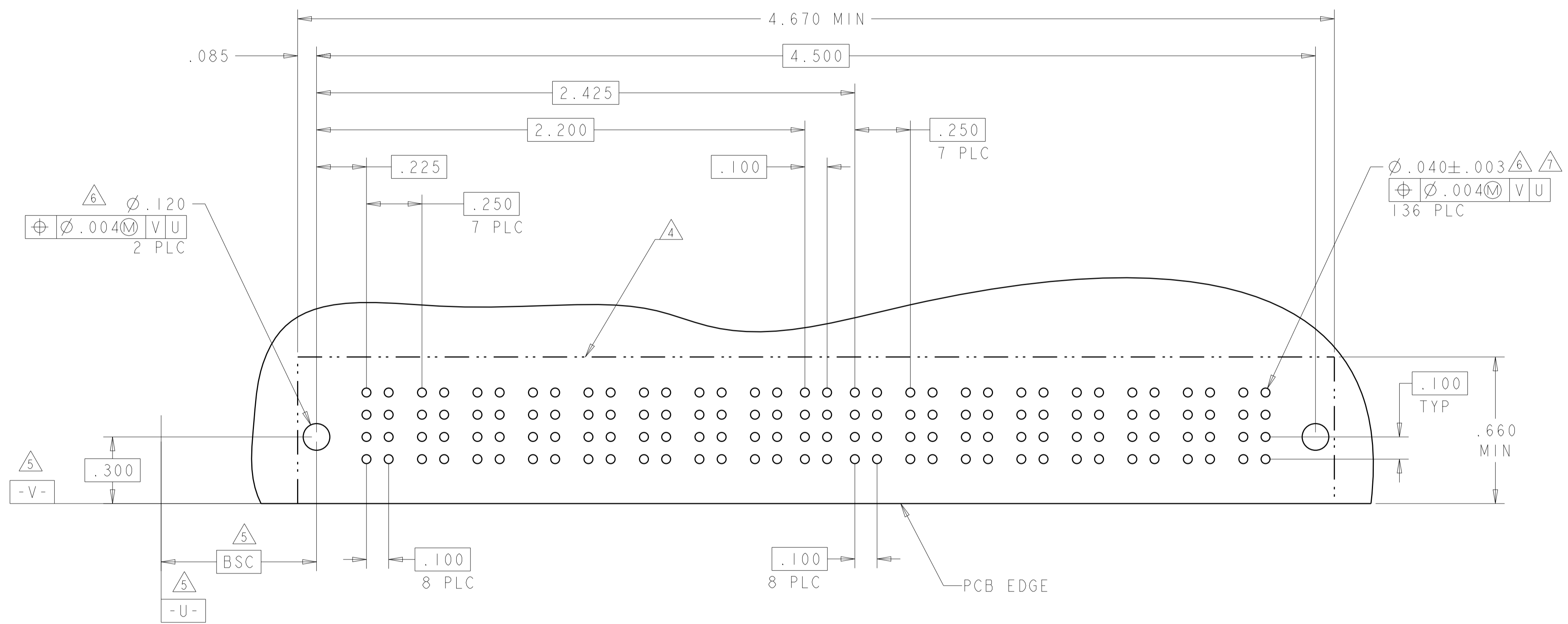


THIS DRAWING IS A CONTROLLED DOCUMENT.

DIMENSIONS: INCHES	TOLERANCES UNLESS OTHERWISE SPECIFIED:	OWN: ALEX SHOAL 14DEC2007	CHK: Sunny Zhao 20DEC2007	APVD: Sunny Zhao 20DEC2007	NAME: RIGHT ANGLE HEADER W/ LP CONTACT AND SHORT END MODULES MULTI-BEAM XLE
	0 PLC ±	PRODUCT SPEC: 108-2292	APPLICATION SPEC: 114-13251	WEIGHT: -	SIZE: A100779
	1 PLC ±.01	RESTRICTED TO: -	SCALE: 1:1	SHEET: 9	OF: 16
	2 PLC ±.01	Customer Drawing	REV: H4		
	3 PLC ±.005				
	4 PLC ±.0050				
	ANGLES ±.2°				
MATERIAL: -	FINISH: -				

LOC	DIST	REVISIONS					
		P	LTN	DESCRIPTION	DATE	DWN	APVD
ES	00	-	-	SEE SHEET 1	-	-	-

PART NUMBER	ROWS	POWER								SIGNAL		POWER							
		P1	P2	P3	P4	P5	P6	P7	P8	1	2	P9	P10	P11	P12	P13	P14	P15	P16
1-6450840-6	D C B A	TT	TT	TT	TT	TT	TT	TT	TT	Z5	Z5	TT	TT	TT	TT	TT	TT	TT	TT
										Y5	Y5								
										R5	R5								
8P + 8S + 8P																			

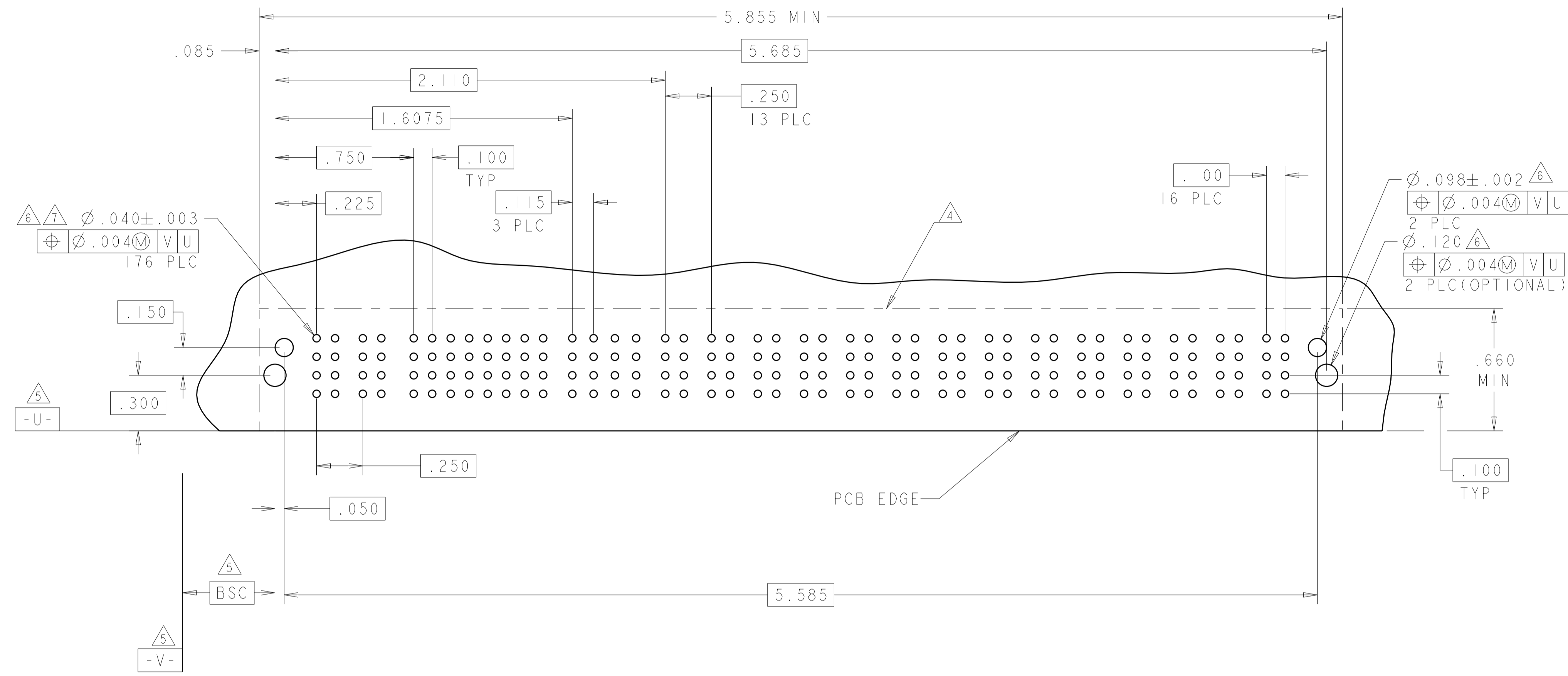


THIS DRAWING IS A CONTROLLED DOCUMENT.		DWN	ALEX SHOAL	14DEC2007	TE Connectivity
DIMENSIONS: INCHES		CHK	Sunny Zhao	20DEC2007	
TOLERANCES UNLESS OTHERWISE SPECIFIED: 0 PLC ±. 1 PLC ±.01 2 PLC ±.01 3 PLC ±.005 4 PLC ±.0050 ANGLES ±.7°		APVD	Sunny Zhao	20DEC2007	NAME
		PRODUCT SPEC		RIGHT ANGLE HEADER W/ LP CONTACT AND SHORT END MODULES MULTI-BEAM XLE	
MATERIAL		APPLICATION SPEC		RESTRICTED TO	
FINISH		114-13251		SIZE CAGE CODE DRAWING NO	
		WEIGHT		A100779C=6450840	
		Customer Drawing		SCALE 1:1 SHEET 10 OF 16 REV H4	

LOC	DIST	REVISIONS			
P	LTN	DESCRIPTION	DATE	OWN	APVD
-	-	SEE SHEET 1	-	-	-

PART NUMBER	ROWS	POWER		SIGNAL								LOW POWER				POWER														
		P1	P2	1	2	3	4	5	6	7	8	LP1	LP2	LP3	LP4	P3	P4	P5	P6	P7	P8	P9	P10	P11	P12	P13	P14	P15	P16	
2-6450840-1	D	TT	TT	Z5	Z5	Z5	Z5	Z5	Z5	Z5	Z5	Z5																		
	C			Y5	Y5	Y5	Y5	Y5	Y5	Y5	Y5	Y5																		
	B	R5	R5	R5	R5	R5	R5	R5	R5	R5																				
	A	HD	O5	O5	O5	O5	O5	O5	O5	O5																				

2P + 32S + 4LP + 14P



THIS DRAWING IS A CONTROLLED DOCUMENT.

DWN: ALEX SHOAL 14DEC2007	CHK: Sunny Zhao 20DEC2007	APVD: Sunny Zhao 20DEC2007	NAME: RIGHT ANGLE HEADER W/ LP CONTACT AND SHORT END MODULES MULTI-BEAM XLE
DIMENSIONS: INCHES	TOLERANCES UNLESS OTHERWISE SPECIFIED:	PRODUCT SPEC: 108-2292	APPLICATION SPEC: 114-13251
0 PLC ±	1 PLC ±.01	2 PLC ±.01	3 PLC ±.005
4 PLC ±.0050	ANGLES ±.2°	WEIGHT: -	RESTRICTED TO: -
MATERIAL: -	FINISH: -	SCALE: 1:1	SHEET 11 OF 16 REV H4

Customer Drawing

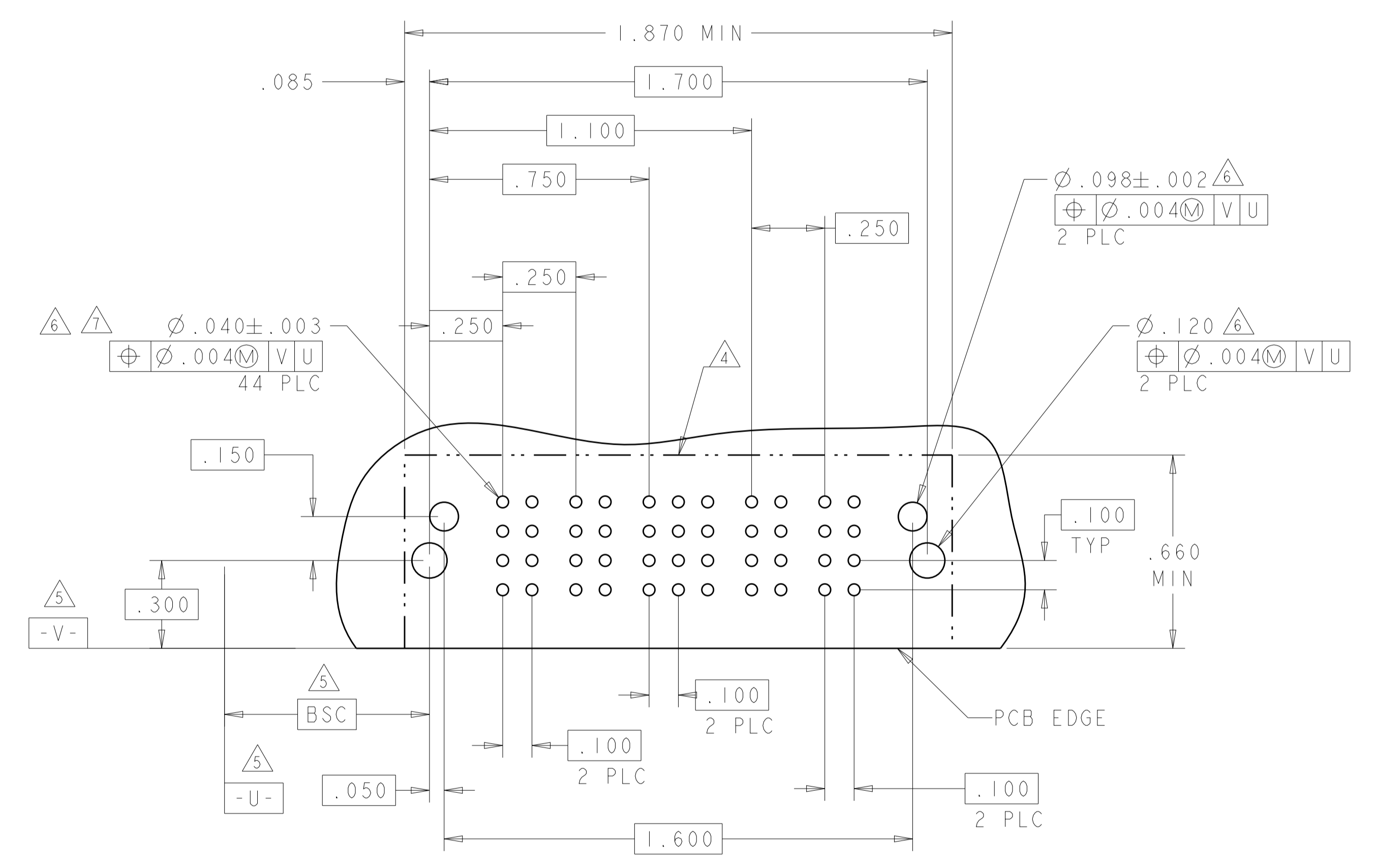
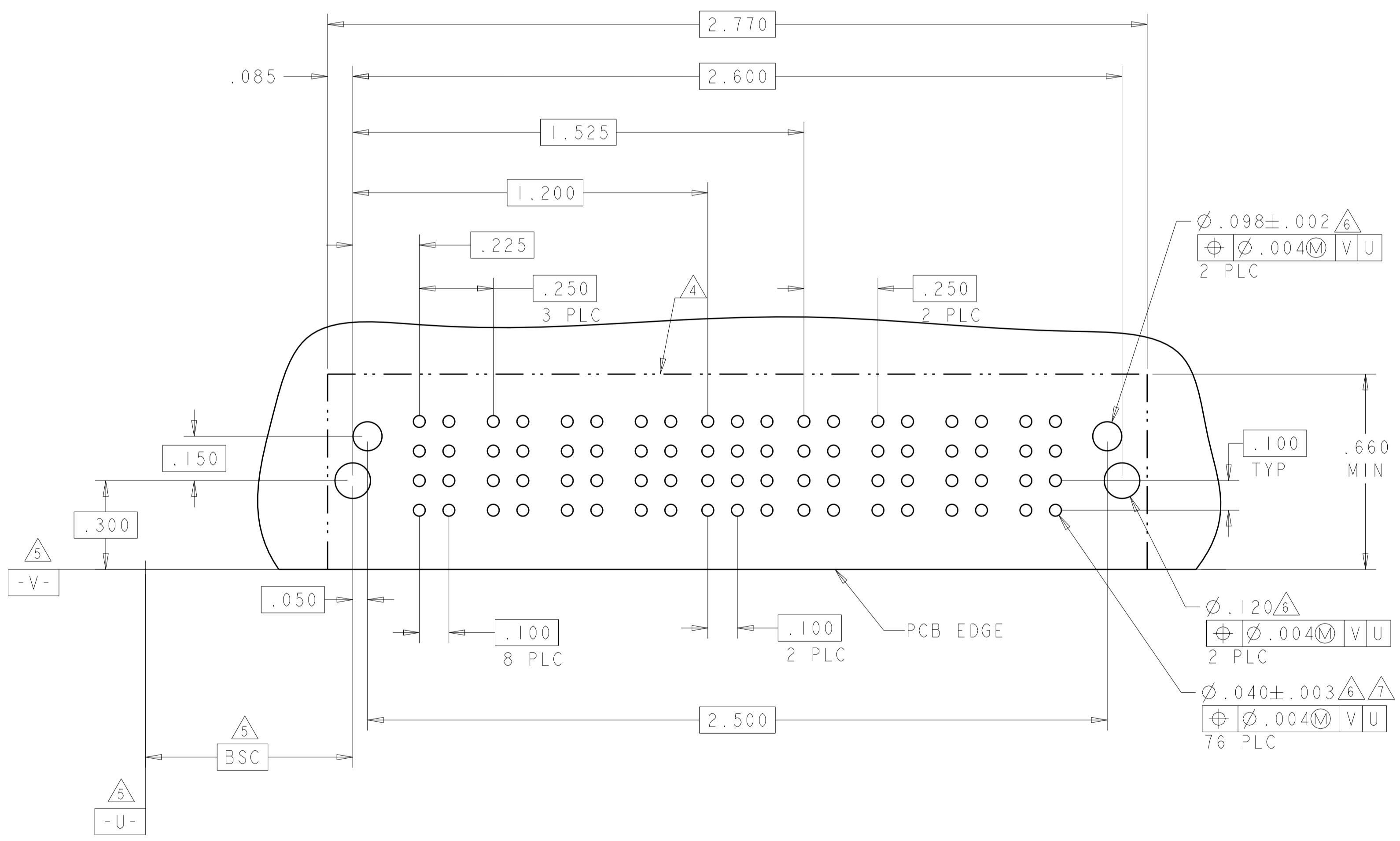
LOC		DIST		REVISIONS			
ES	00	P	LTN	DESCRIPTION	DATE	DMN	APVD
				SEE SHEET 1			

PART NUMBER	ROWS	POWER				SIGNAL			POWER			
		P1	P2	P3	P4	1	2	3	P5	P6	P7	P8
2-6450840-2	D					Z5	Z5	Z5				
	C	TT	TT	TT	TT	Y5	Y5	Y5	TT	TT	TT	TT
	B					R5	R5	R5				
	A	HD				O5	O5	O5				HD

4P + 12S + 4P

PART NUMBER	ROWS	POWER		SIGNAL				POWER	
		P1	P2	1	2	3	4	P3	P4
2-6450840-5	D	TT	TT	Z5	Z5	Z5			
	C			Y5	Y5	Y5		TT	TT
	B			R5	R5	R5			
	A	HD		O5	O5	O5			HD

2P + 16S + 2P



THIS DRAWING IS A CONTROLLED DOCUMENT. DWN: ALEX SHOAL 14DEC2007
 CHK: Sunny Zhao 20DEC2007
 APVD: Sunny Zhao 20DEC2007

TE Connectivity

NAME: RIGHT ANGLE HEADER W/ LP CONTACT AND SHORT END MODULES MULTI-BEAM XLE

PRODUCT SPEC: 108-2292
 APPLICATION SPEC: 114-13251

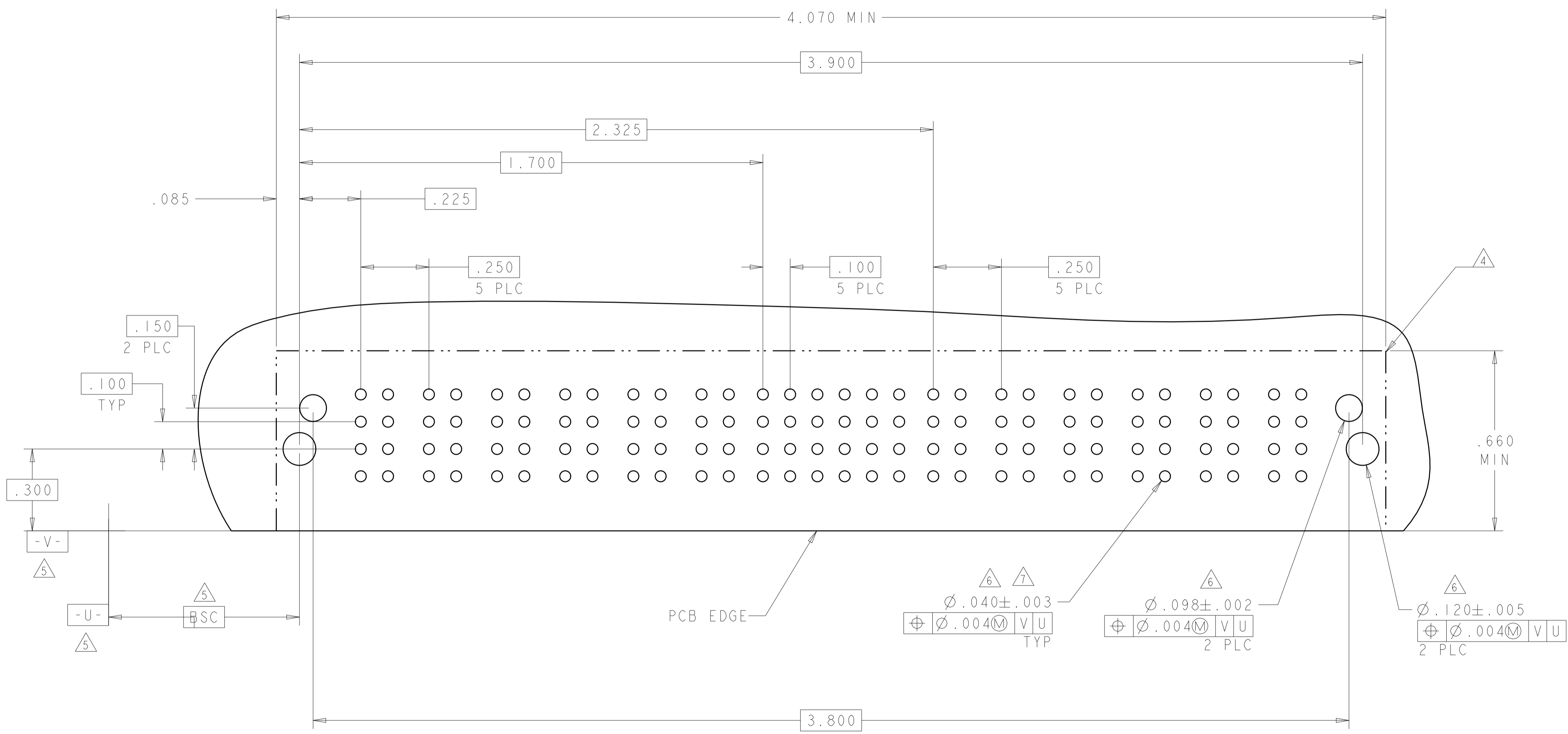
SIZE: A1
 CAGE CODE: 100779
 DRAWING NO: 6450840

RESTRICTED TO: -
 SCALE: 1:1
 SHEET: 12 OF 16
 REV: H4

LOC	DIST	REVISIONS			
P	LTN	DESCRIPTION	DATE	DMN	APVD
ES	00	SEE SHEET 1			

PART NUMBER	ROWS	POWER						SIGNAL						POWER					
		P1	P2	P3	P4	P5	P6	1	2	3	4	5	6	P7	P8	P9	P10	P11	P12
2-6450840-7	D							Z5	Z5	Z5	Z5	Z5	Z5						
	C							Y5	Y5	Y5	Y5	Y5	Y5						
	B							R5	R5	R5	R5	R5	R5						
	A	HD						O1	O5	O5	O5	O5	O5						
6P + 24S + 6P																			

G7



THIS DRAWING IS A CONTROLLED DOCUMENT.		DMN: ALEX SHOAL 14DEC2007	
DIMENSIONS: INCHES		CHK: Sunny Zhao 20DEC2007	
TOLERANCES UNLESS OTHERWISE SPECIFIED:		APVD: Sunny Zhao 20DEC2007	NAME: RIGHT ANGLE HEADER W/ LP CONTACT AND SHORT END MODULES MULTI-BEAM XLE
0 PLC ±. 1 PLC ±.01 2 PLC ±.01 3 PLC ±.005 4 PLC ±.0050 ANGLES ±7°		PRODUCT SPEC: 108-2292	SIZE: A100779
MATERIAL: -		APPLICATION SPEC: 114-13251	CAGE CODE: C=6450840
FINISH: -		WEIGHT: -	RESTRICTED TO: -
		Customer Drawing	SCALE: 1:1 SHEET 14 OF 16 REV: H4

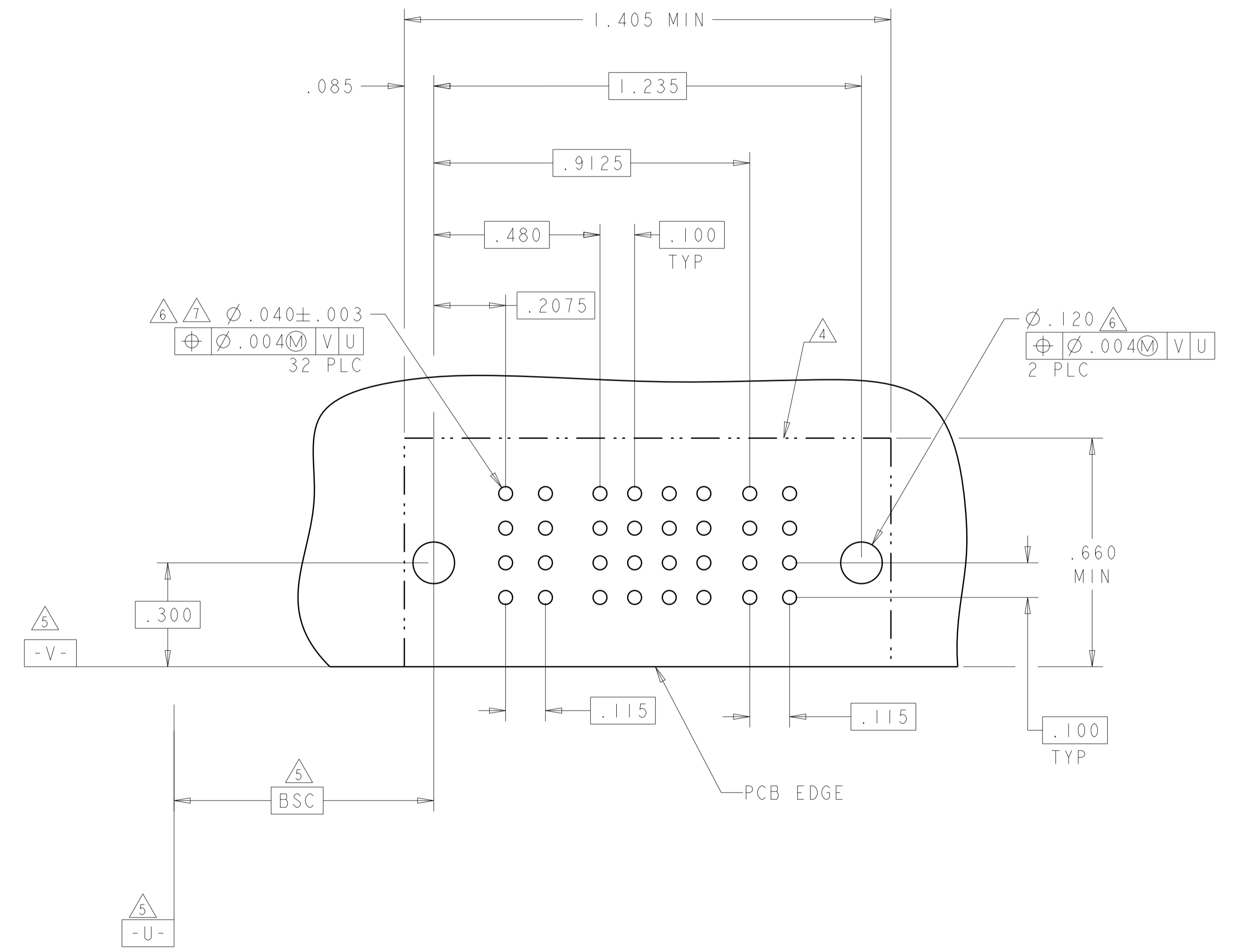
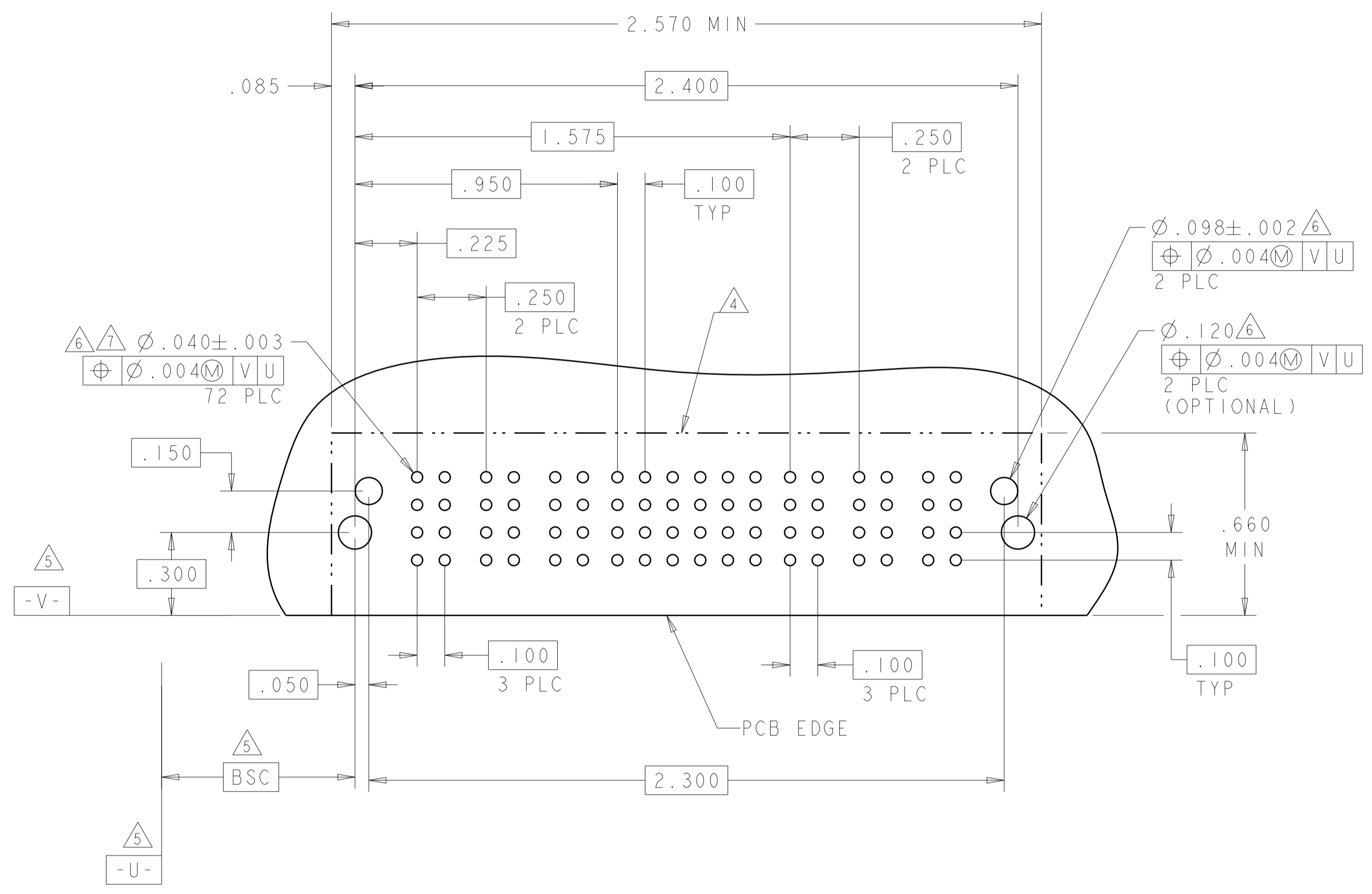
LOC	DIST	REVISIONS			
P	LTN	DESCRIPTION	DATE	OWN	APVD
ES	00	SEE SHEET 1			

PART NUMBER	ROWS	POWER			SIGNAL						POWER		
		P1	P2	P3	1	2	3	4	5	6	P4	P5	P6
2-6450840-9	D	TT	TT	TT	Z5	Z5	Z5	Z5	Z5	Z5	TT	TT	TT
	C				Y5	Y5	Y5	Y5	Y5	Y5			
	B				R5	R5	R5	R5	R5	R5			
	A				O1	O5	O5	O5	O5	O5			

3P + 24S + 3P

PART NUMBER	ROWS	LOW POWER		SIGNAL				LOW POWER	
		LP1	LP2	1	2	3	4	LP3	LP4
3-6450840-1	D	LT	LT	Z1	Z5	Z5	Z5	LT	LT
	C			Y5	Y5	Y5	Y5		
	B			R5	R5	R5	R5		
	A			O5	O5	O5	O5		

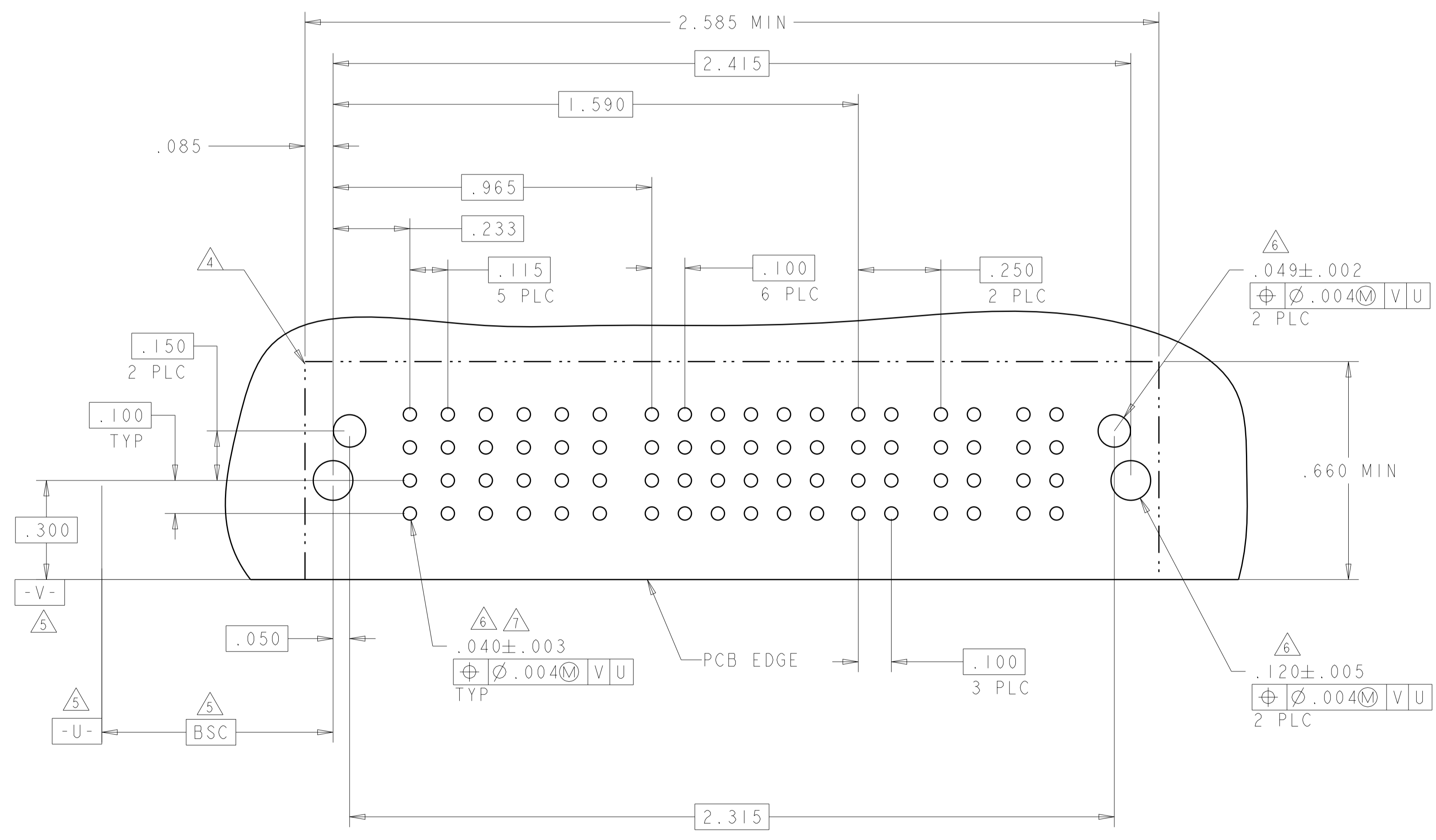
2LP + 16S + 2LP



THIS DRAWING IS A CONTROLLED DOCUMENT.		OWN: ALEX SHOAL 14DEC2007	TE Connectivity
DIMENSIONS: INCHES		CHK: Sunny Zhao 20DEC2007	
TOLERANCES UNLESS OTHERWISE SPECIFIED:		APVD: Sunny Zhao 20DEC2007	NAME: RIGHT ANGLE HEADER W/ LP CONTACT AND SHORT END MODULES MULTI-BEAM XLE
0 PLC ±. 1 PLC ±.01 2 PLC ±.01 3 PLC ±.005 4 PLC ±.0050 ANGLES ±.0°		PRODUCT SPEC: 108-2292	
MATERIAL: -		APPLICATION SPEC: 114-13251	SIZE: A100779
FINISH: -		WEIGHT: -	CAGE CODE: C=6450840
Customer Drawing		SCALE: 1:1	SHEET 15 OF 16 REV: H4

LOC	DIST	REVISIONS					
		P	LTN	DESCRIPTION	DATE	DMN	APVD
ES	00	-	-	SEE SHEET 1	-	-	-

PART NUMBER	ROWS	POWER						SIGNAL						POWER				
		LP1	LP2	LP3	LP4	LP5	LP6	1	2	3	4	5	6	P1	P2	P3		
3-6450840-3	D C B A	[HD]	[LT]	[LT]	[LT]	[LT]	[LT]	[LT]	Z5	Z5	Z5	Z5	Z5	Z5	[TT]	[TT]	[TT]	[HD]
			[LT]	[LT]	[LT]	[LT]	[LT]	[LT]	Y5	Y5	Y5	Y5	Y5	Y5				
			[LT]	[LT]	[LT]	[LT]	[LT]	[LT]	R5	R5	R5	R5	R5	R5				
6LP + 24S + 3P								O5	O5	O5	O5	O5	O5					



THIS DRAWING IS A CONTROLLED DOCUMENT.		DMN	ALEX SHOAL	14DEC2007	
DIMENSIONS: INCHES		CHK	Sunny Zhao	20DEC2007	
TOLERANCES UNLESS OTHERWISE SPECIFIED:		APVD	Sunny Zhao	20DEC2007	NAME
0 PLC	±	PRODUCT SPEC			RIGHT ANGLE HEADER
1 PLC	±.01	APPLICATION SPEC			W/ LP CONTACT AND SHORT END MODULES
2 PLC	±.01	APPLIC. SPEC			MULTI-BEAM XLE
3 PLC	±.005	SIZE			CAGE CODE
4 PLC	±.0050	WEIGHT			DRAWING NO
ANGLES	±.2°	RESTRICTED TO			A100779
FINISH		SCALE			1:1
MATERIAL		SHEET			16 OF 16
Customer Drawing		REV			H4

X-ON Electronics

Largest Supplier of Electrical and Electronic Components

Click to view similar products for [Power to the Board](#) category:

Click to view products by [TE Connectivity](#) manufacturer:

Other Similar products are found below :

[10131318-08512GRLF](#) [6450171-4](#) [6450552-7](#) [6600323-8](#) [6643429-1](#) [6646040-2](#) [6651939-1](#) [6766604-1](#) [120959-1](#) [1393557-2](#) [1393532-2](#)
[1393532-3](#) [1393532-4](#) [1393557-1](#) [1600812-5](#) [1-6450861-2](#) [1645595-1](#) [1743490-1](#) [1744132-7](#) [1761122-1](#) [1766169-1](#) [1766250-1](#) [18362](#)
[1892109-1](#) [1-967627-6](#) [2226808-1](#) [2-6450860-5](#) [2-6450860-6](#) [2-6450870-0](#) [93003-0502](#) [953552-1](#) [1-6450161-4](#) [1-6450850-6](#) [1645526-2](#) [1-](#)
[6600130-0](#) [1743419-1](#) [1766150-1](#) [2005243-2](#) [211110-1](#) [2-6600130-2](#) [TE34-12-16P-F0](#) [51700-10201602AALF](#) [5-6450830-6](#) [5646956-4](#)
[36662-0005](#) [40585-3000](#) [4-6450830-9](#) [4-6600333-3](#) [51142-0214](#) [10125416-4050LF](#)