

Sockets & Accessories, R10 Relays

- Sockets for 2 - 6 pole relays
- Solder, PCB or screw terminal sockets
- Choice of grounding provision on sockets
- Hold down springs
- Plates and brackets permit various mounting options



Approvals

UL E59244, CSA LR15734
Technical data of approved types on request

Technical Data

| | |
|-------------------------|--------------------------|
| Socket contact material | Spring brass, tin plated |
| Socket body material | |
| 2 and 4 pole models | Polyester |
| 6 and 8 pole models | Phenolic |
| Maximum current | 10A |
| Voltage drop | 30mV max. at 10A |
| Dielectric strength | 1,000Vrms |
| Insulation resistance | 10 ⁹ megΩ |

Solder and PC terminal sockets

Rugged, molded socket body retains floating terminals of either solder or printed circuit pin configuration. PC terminal sockets are offered with pins in either 0.1" (2.54mm) grid or in-line arrangement.

Grounding provisions

Pre-installed on sockets
Not for use at 5A AC and above.
Grounding Strip: Mounting stud of relay contacts grounding strip. Grounding strip is grounded with screw or rivet through round hole in socket.
Grounding Terminal (PC sockets only): Mounting stud of relay contacts ground terminal through square hole in socket.

Strip



Terminal



Ordering Code



| Product Code | Poles | Terminal type | Grounding provision | Part number |
|--------------|-------|----------------------|---------------------|-------------|
| 27E125 | 2 | solder terminals | strip | 1393143-8 |
| 27E126 | 4 | | | 1393143-9 |
| 27E127 | 6 | | | 1-1393143-0 |
| 27E162 | 2 | | none | 1-1393143-6 |
| 27E163 | 4 | | | 1-1393143-7 |
| 27E164 | 6 | | | 1-1393143-8 |
| 27E128 | 2 | PCB terminals, .180" | strip | 1-1393143-1 |
| 27E129 | 4 | (4.57mm) long, | | 1-1393143-2 |
| 27E130 | 6 | staggered layout | | 1-1393143-3 |
| 27E212 | 2 | | none | 2-1393143-4 |
| 27E213 | 4 | | | 2-1393143-5 |
| 27E271 | 6 | | | 3-1393143-1 |
| 27E193 | 2 | | terminal | 2-1393143-1 |
| 27E194 | 4 | | | 2-1393143-2 |
| 27E636 | 2 | PCB terminals, 210" | strip | 5-1393143-0 |
| 27E637 | 4 | (5.33mm) long, | | 5-1393143-1 |
| | | staggered layout | | |
| 27E342 | 2 | PCB terminals, .180" | none | 3-1393143-6 |
| 27E629 | 4 | (4.57mm) long, | | 4-1393143-8 |
| 27E630 | 6 | in-line layout | | 4-1393143-9 |

All accessories must be ordered separately.

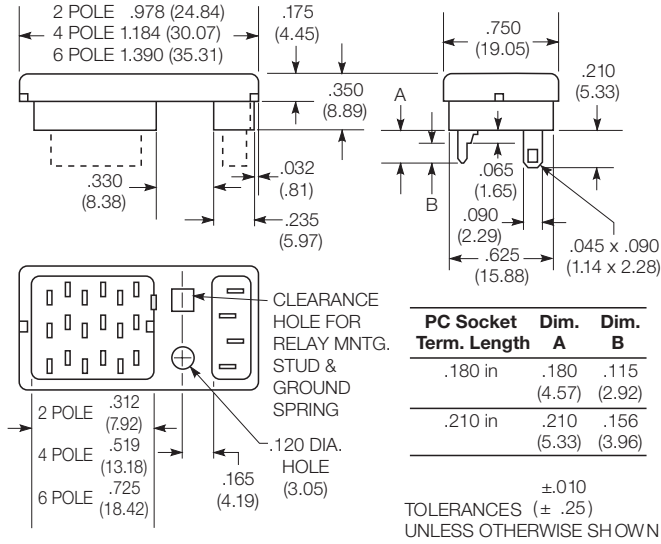
Caution:

Printed circuit sockets are manufactured with "floating" (loose) terminals. This permits them to align with holes in the circuit board and with the relay terminals. During the mounting and soldering of the socket, vertical float should be eliminated and the terminals seated on the board. (This may be accomplished by inserting a dummy relay in the socket.) Failure to eliminate float may cause fracture of the solder joint or separation of the copper conductor from the printed circuit board when a relay is inserted in the socket after soldering.

Sockets & Accessories, R10 Relays (Continued)

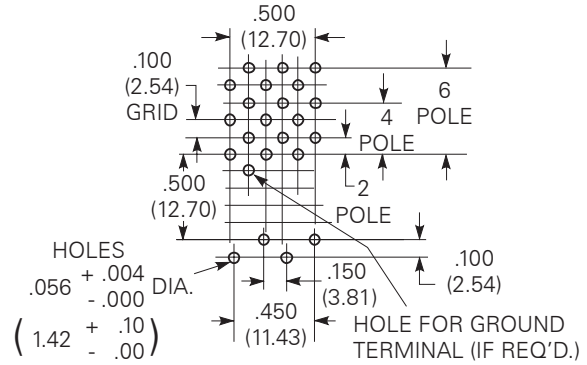
Dimensions

Solder and PC terminal sockets



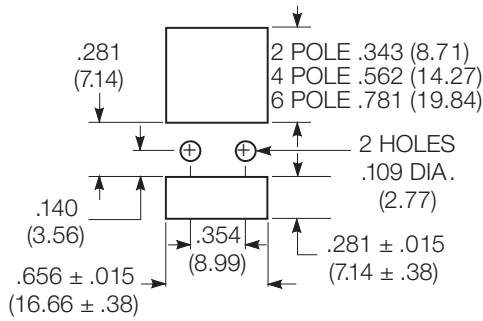
PCB layout

Sockets with staggered PC terminals

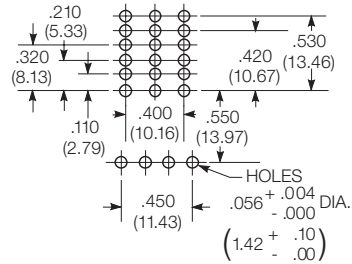


PCB layout (top view)

Sockets with solder terminals



Sockets with inline PC terminals



Sockets & Accessories, R10 Relays (Continued)

Ordering Code

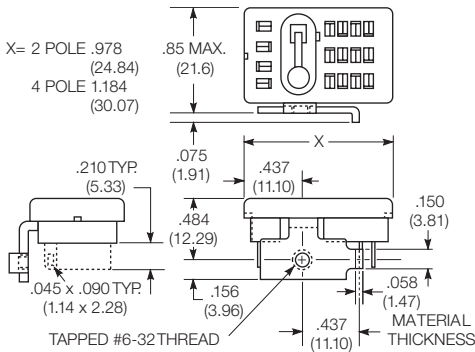
| Product Code | Poles | Terminal type | Mout type | Grounding provision | Part number |
|--------------|-------|---------------|-------------------|---------------------|-------------|
| 27E317 | 2 | solder | bracket | strip | 3-1393143-4 |
| 27E152 | 4 | | | | 1-1393143-5 |
| 27E446 | 2 | solder | flange | strip | 4-1393143-1 |
| 27E447 | 4 | | | | 4-1393143-2 |
| 27E448 | 6 | | | | 4-1393143-3 |
| 27E460 | 2 | screw | track/ chassis | none | 1393837-1 |
| 27E461 | 4 | | | | 4-1393143-4 |
| 27E462 | 6 | | | | 4-1393143-5 |

All accessories must be ordered separately.

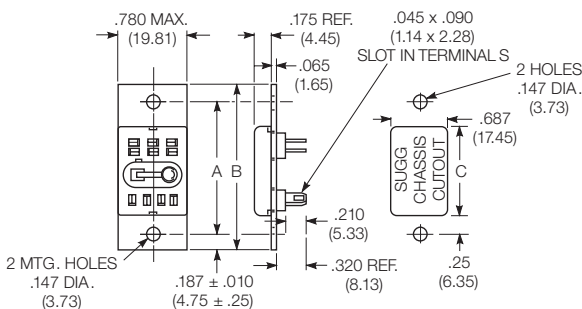


Dimensions

Bracket Mount socket 27E317 and 27E152
Allows solder terminal relay to mount flat on a chassis.

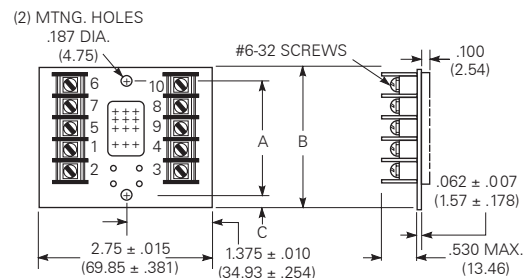


Flange mount socket 27E446, 27E447, 27E448
Solder terminal socket with tin-plated terminals and grounding strip pre-assembled on .065" (1.65mm) steel mounting plate. Requires only one chassis cutout.



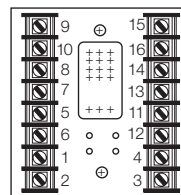
Track mount sockets 27E460, 27E461, 27E462
Provides front wiring, screw terminal connections for R10 family relays. No grounding provision.

2 pole terminal wiring code

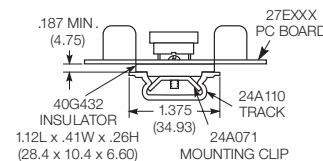


| Socket | Poles | Dim A | Dim B | Dim C |
|--------|-------|------------------|------------------|------------------|
| 27E446 | 2 | 1.437 (36.50) | 1.822 (46.27) | .937 (23.80) |
| 27E447 | 4 | 1.687 (42.85) | 2.072 (52.63) | 1.125 (28.58) |
| 27E448 | 6 | 1.875 (47.63) | 2.260 (57.40) | 1.343 (34.11) |

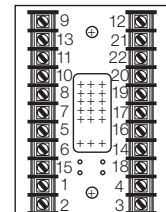
4 pole terminal wiring code



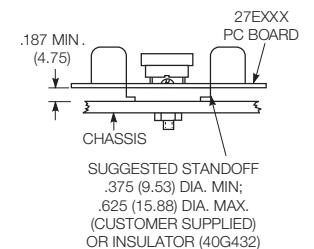
Suggested track mounting



6 pole terminal wiring code



Suggested chassis mounting



Sockets & Accessories, R10 Relays (Continued)

Ordering Code

| Product Code | Description | Part number |
|--------------|---|-------------|
| 20C249 | Hold down spring for 2 pole R10 relays | 3-1393159-5 |
| 20C250 | Hold down spring for 4 pole R10 relays | 3-1393159-6 |
| 20C251 | Hold down spring for 6 pole R10 relays | 3-1393159-7 |
| 20C266 | Hold down spring for 8 pole R10 relays | 4-1393159-1 |
| 20C259 | Hold down strap for R10 relays in PC sockets | 4-1393159-0 |
| 20C300 | Hold down spring for 2 pole R10S relays | 4-1393159-4 |
| 20C301 | Hold down spring for 4 pole R10S relays | 4-1393159-5 |
| 37D645 | Mounting strip - accepts 10 relays or sockets | 7-1393143-3 |
| 24A110 | Mounting track | 1419111-6 |
| 24A071 | Steel mounting clip with #6-32 screw - use with 27E46_ sockets on 24A110 track | 1419111-5 |
| 40G432 | Plastic insulator - use with use with 27E46_ sockets on chassis or with 24A071 clip on 24A110 track | 9-1393159-5 |

All accessories must be ordered separately.

Hold down spring



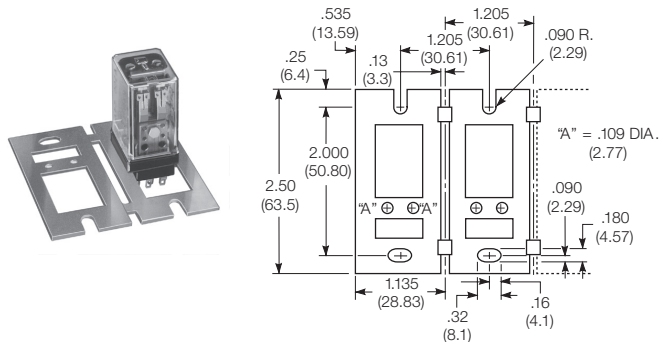
Hold down strap (PC sockets only)



Dimensions


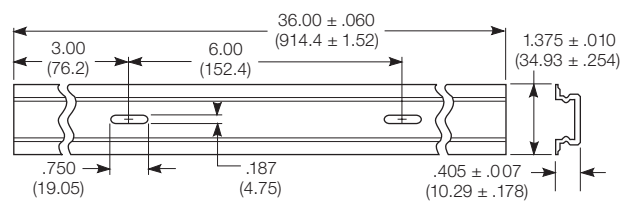
37D645 – Mounting Strip

Strip of .060" (1.52mm) aluminum contains ten pre-punched, breakaway mounting plates. Each plate accommodates a 2, 4, 6 or 8 pole solder terminal R10 relay or socket to facilitate chassis- or rack mounting.



24A110 – Mounting track

Mounting track is designed to accept snap-mount sockets, as well as other P&B screw terminal sockets. Track is made of lightweight, sturdy extruded aluminum and is shipped in three-foot (914cm) lengths with mounting holes on six-inch (152mm) centers. Track can be cut to shorter lengths or used end-to-end.



X-ON Electronics

Largest Supplier of Electrical and Electronic Components

Click to view similar products for [Relay Sockets & Fixings](#) category:

Click to view products by [TE Connectivity](#) manufacturer:

Other Similar products are found below :

[00008258500](#) [00111976502](#) [0000-825-81-00](#) [60SY4S05](#) [M41G](#) [670-0125](#) [670-0127](#) [6700152](#) [670-0153](#) [6700156](#) [D258-2TS00](#) [70-309](#) [7-1393143-3](#) [7-1616360-5](#) [8000-DG2-5](#) [911361](#) [9-1616339-5](#) [PJF11N](#) [GDA12HA](#) [GDA12HD](#) [GDA12SA](#) [GDA12SD](#) [GDA16HD](#) [GDA22HA](#) [GDA95A](#) [GDA95D](#) [GFX20](#) [PT08QN](#) [PT 1/8 D = 3.2](#) [GUA1](#) [GUA2-11](#) [GUA4-04](#) [GUA4-31](#) [GUM5R](#) [GUR-120](#) [GUR-24](#) [GUR-240](#) [GUR-277](#) [GURX-277](#) [GUW12](#) [GUW95](#) [GUZ63L](#) [R99-11 FOR MY\(NAMEPLATE\)](#) [D52PR2T](#) [RES100K](#) [1310H-HDC](#) [1390H-1ST](#) [1393824-3](#) [1390H-2PC](#) [1410-2SM](#)