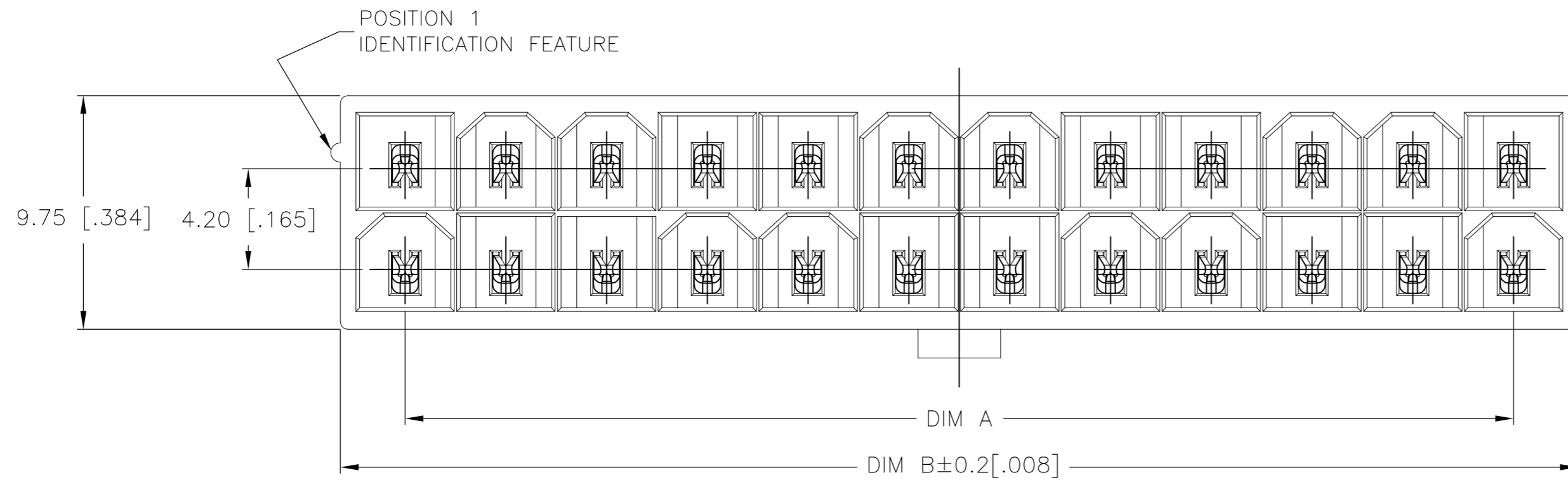
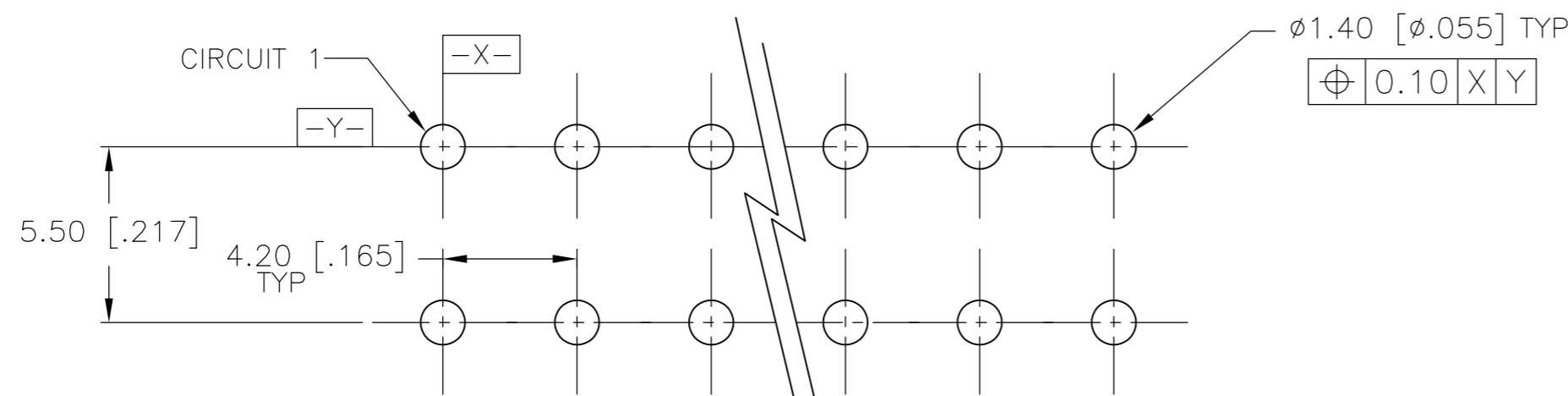
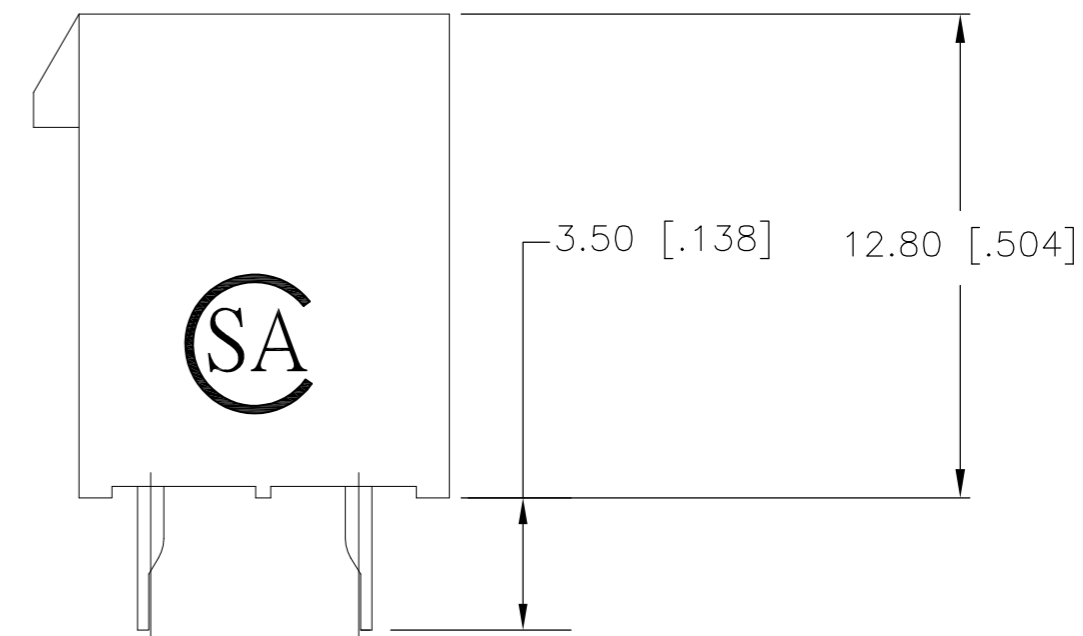
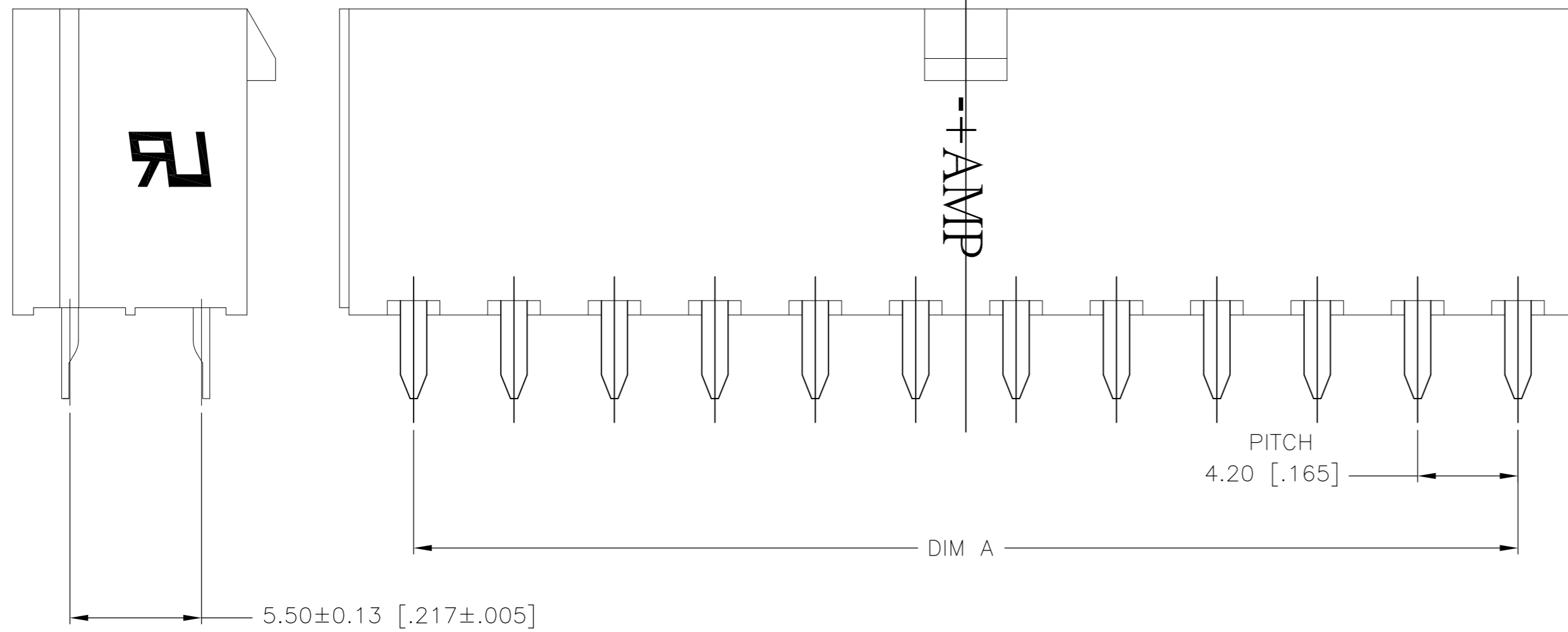


THIS DRAWING IS UNPUBLISHED. RELEASED FOR PUBLICATION
 © COPYRIGHT - By - ALL RIGHTS RESERVED.

REVISIONS					
P	LTR	DESCRIPTION	DATE	DWN	APVD
A		FIRST RELEASED	15AUG2017	WH	DZ



- 1 MATERIAL: HOUSING: POLYAMIDE, UL94V-2, WHITE
CONTACTS: HIGH PERFORMANCE COPPER ALLOY
- 2 CONTACT FINISH: POST-TIN PLATING
- 3 FLAMMABILITY V2 FOR THICKNESS 0.38mm, 1.5mm AND 3.0mm PER IEC 60695-11-10.
- 4 GLOW-WIRE FLAMMABILITY (GWFI) 800°C FOR THICKNESS 0.38mm AND 0.75mm PER IEC 60695-2-12.
- 5 GLOW-WIRE FLAMMABILITY (GWFI) 960°C FOR THICKNESS 1.5mm AND 3.0mm PER IEC 60695-2-12.
- 6 GLOW-WIRE IGNITION (GWIT) 825°C FOR THICKNESS 0.38mm, 0.75mm, 1.5mm AND 3.0mm PER IEC 60695-2-13.
- 7 MATES WITH VAL-U-LOK(TM) RECEPTACLE HOUSINGS:
X-1586019-X(UL94-V0)
X-1586765-X(UL94-V2,GLOW WIRE)



PCB LAYOUT: COMPONENT SIDE
 RECOMMENDED BOARD THICKNESS 1.60 [.063]

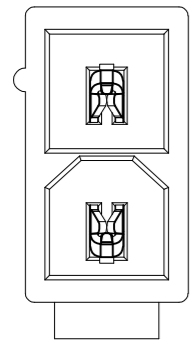
24	46.2±0.2 [1.819±.008]	51.6 [2.031]	2-2825272-4
22	42.0±0.2 [1.654±.008]	47.4 [1.866]	2-2825272-2
20	37.8±0.2 [1.488±.008]	43.2 [1.701]	2-2825272-0
18	33.6±0.2 [1.323±.008]	39.0 [1.536]	1-2825272-8
16	29.4±0.2 [1.157±.008]	34.8 [1.370]	1-2825272-6
14	25.2±0.2 [.992±.008]	30.6 [1.205]	1-2825272-4
12	21.0±0.2 [.827±.008]	26.4 [1.039]	1-2825272-2
10	16.8±0.1 [.661±.004]	22.2 [.874]	1-2825272-0
8	12.6±0.1 [.496±.004]	18.0 [.709]	2825272-8
6	8.4±0.1 [.331±.004]	13.8 [.543]	2825272-6
4	4.2±0.1 [.165±.004]	9.6 [.378]	2825272-4
2		5.4 [.213]	2825272-2
POS	DIM A	DIM B	PART NUMBER

2-2825272-4 SHOWN

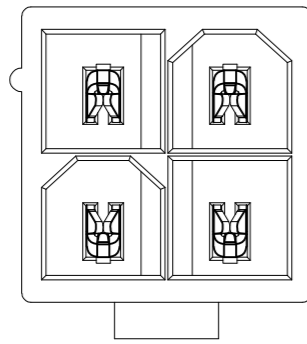
THIS DRAWING IS A CONTROLLED DOCUMENT.		DWN WARREN HUO 15AUG2017	TE Connectivity	
DIMENSIONS: mm [INCHES]		CHK DANIEL ZHANG 15AUG2017		
TOLERANCES UNLESS OTHERWISE SPECIFIED:		APVD DANIEL ZHANG 15AUG2017	NAME	
0 PLC ± -		PRODUCT SPEC	108-150000	
1 PLC ± 0.5 [.02]		APPLICATION SPEC	114-13172	
2 PLC ± 0.25 [.010]		WEIGHT	A2 00779 C=2825272	
3 PLC ± -		CUSTOMER DRAWING	SCALE N/A SHEET 1 OF 2 REV A	
4 PLC ± -				
ANGLES ± -				
FINISH				

THIS DRAWING IS UNPUBLISHED. RELEASED FOR PUBLICATION
 © COPYRIGHT - By - ALL RIGHTS RESERVED.

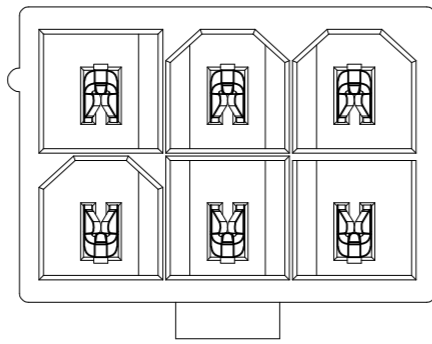
REVISIONS				
P	LTR	DESCRIPTION	DATE	APVD
-	-	SEE SHEET 1	-	-



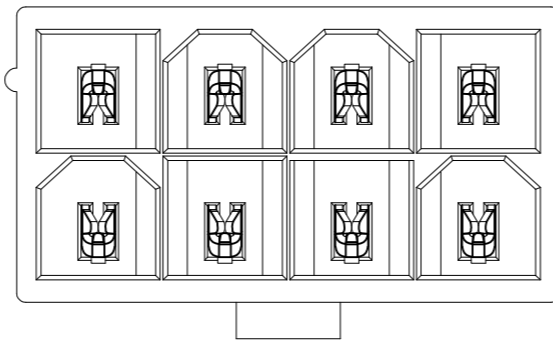
2825272-2



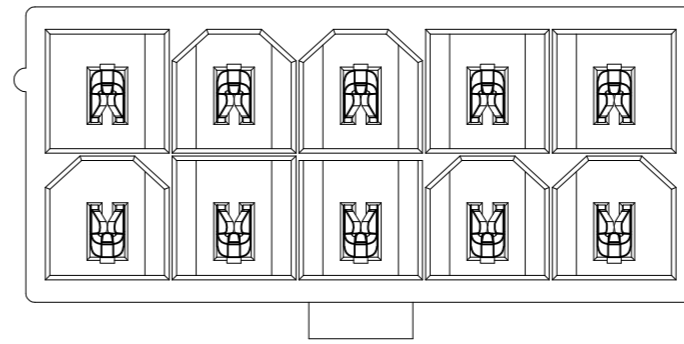
2825272-4



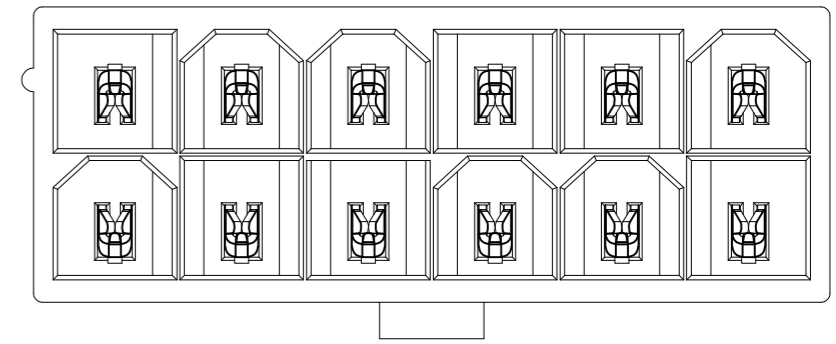
2825272-6



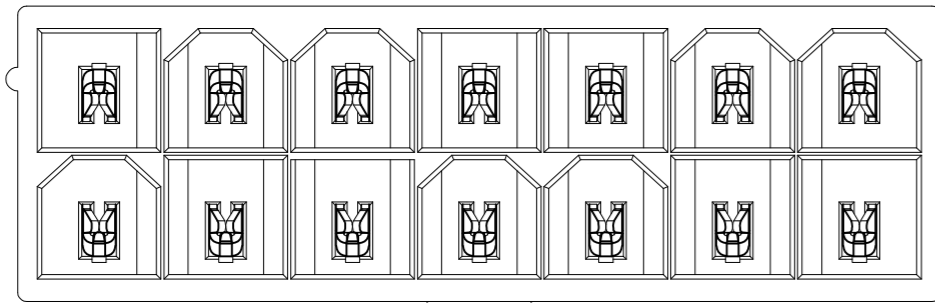
2825272-8



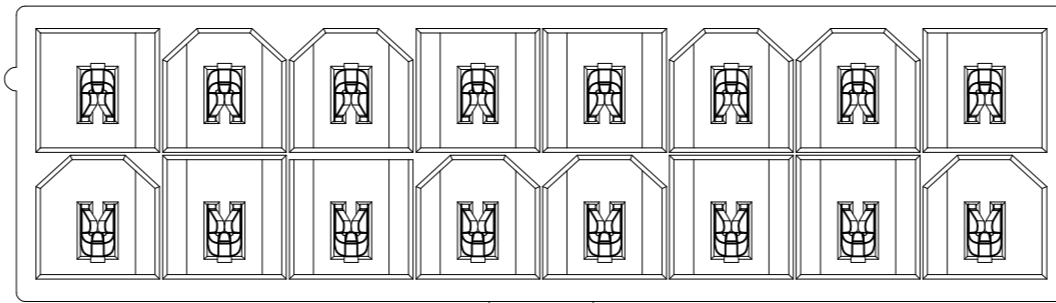
1-2825272-0



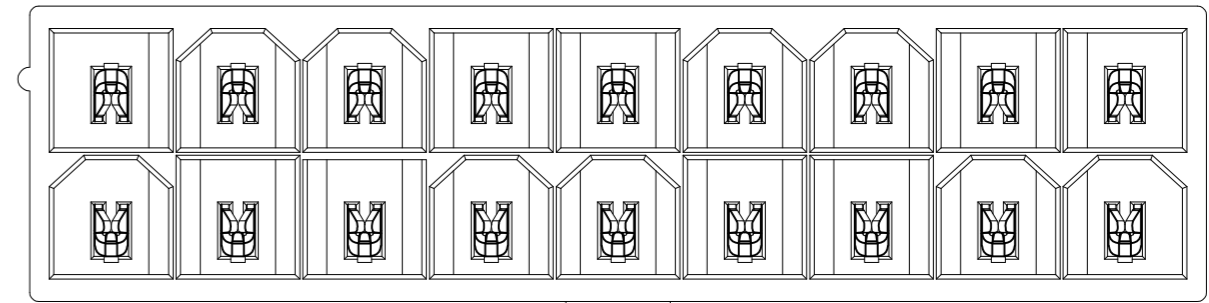
1-2825272-2



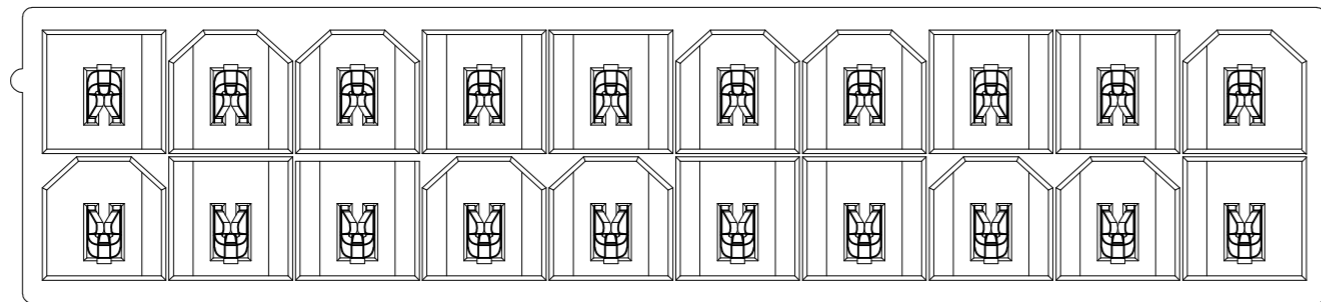
1-2825272-4



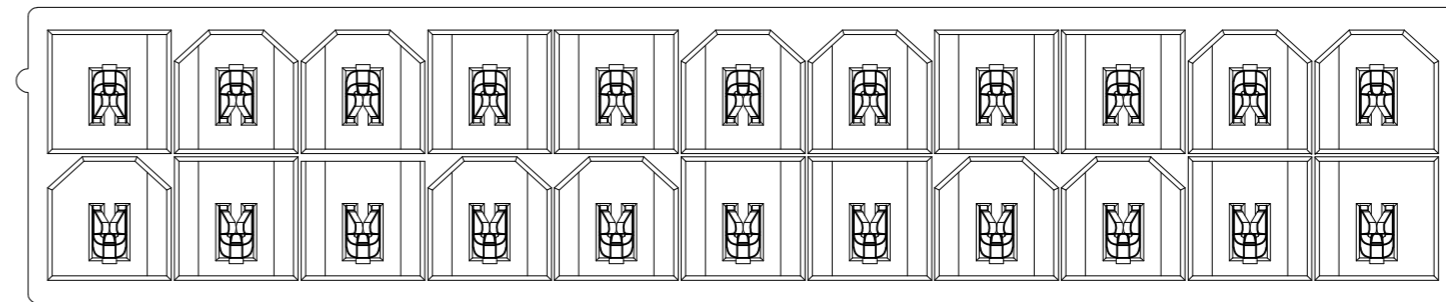
1-2825272-6



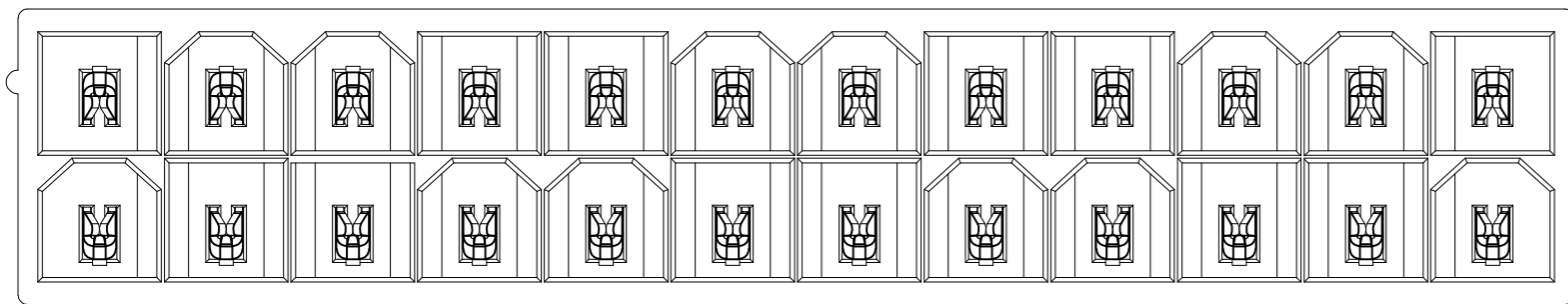
1-2825272-8



2-2825272-0



2-2825272-2



2-2825272-4

THIS DRAWING IS A CONTROLLED DOCUMENT.		DWN WARREN HUO 15AUG2017	TE Connectivity VERTICAL HEADER WITHOUT PEGS, WITH DRAIN HOLES VAL-U-LOK(TM), HCS		
DIMENSIONS: mm [INCHES]		CHK DANIEL ZHANG 15AUG2017			APVD DANIEL ZHANG 15AUG2017
		TOLERANCES UNLESS OTHERWISE SPECIFIED: 0 PLC ± - 1 PLC ± 0.5 [.02] 2 PLC ± 0.25 [.010] 3 PLC ± - 4 PLC ± - ANGLES ± - FINISH		PRODUCT SPEC 108-150000 APPLICATION SPEC 114-13172	NAME SIZE CAGE CODE DRAWING NO RESTRICTED TO
MATERIAL		WEIGHT		A2 00779 C-2825272 SCALE N/A SHEET 2 of 2 REV A	
		CUSTOMER DRAWING			

X-ON Electronics

Largest Supplier of Electrical and Electronic Components

Click to view similar products for [Power to the Board](#) category:

Click to view products by [TE Connectivity](#) manufacturer:

Other Similar products are found below :

[6450171-4](#) [6450552-7](#) [6600323-8](#) [6643429-1](#) [6646040-2](#) [6651939-1](#) [6766604-1](#) [120959-1](#) [1393557-2](#) [1393532-2](#) [1393532-3](#) [1393532-4](#)
[1393557-1](#) [1600812-5](#) [1-6450861-2](#) [1744132-7](#) [1761122-1](#) [1766250-1](#) [1892109-1](#) [2-6450860-5](#) [2-6450870-0](#) [1-6450161-4](#) [1-6450850-6](#) [1-6450869-6](#) [1645526-2](#) [1-6600130-0](#) [2005243-2](#) [377-0020-11130](#) [TE34-12-16P-F0](#) [5-6450830-6](#) [5646956-4](#) [377-0080-11131A](#) [4-6450830-9](#)
[4-6600333-3](#) [10125416-4050LF](#) [6600320-3](#) [3-6450860-5](#) [1888123-2](#) [6450166-1](#) [6643978-1](#) [6766605-1](#) [701-15-02109](#) [N11444](#) [6651938-1](#)
[6450810-7](#) [46437-1112](#) [1-1589677-8](#) [5646956-5](#) [6450813-2](#) [6450129-4](#)