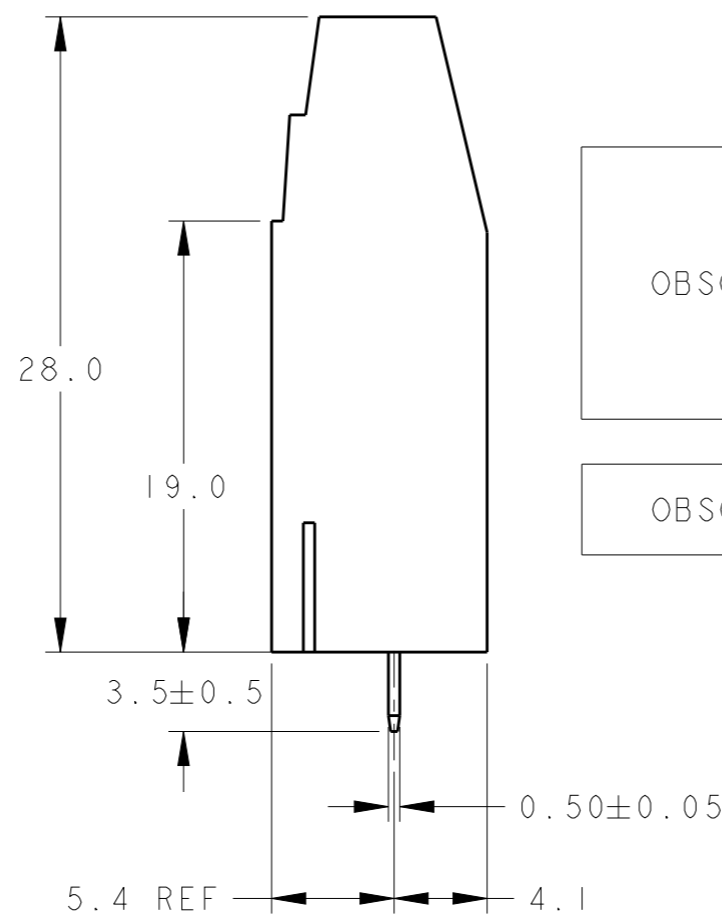
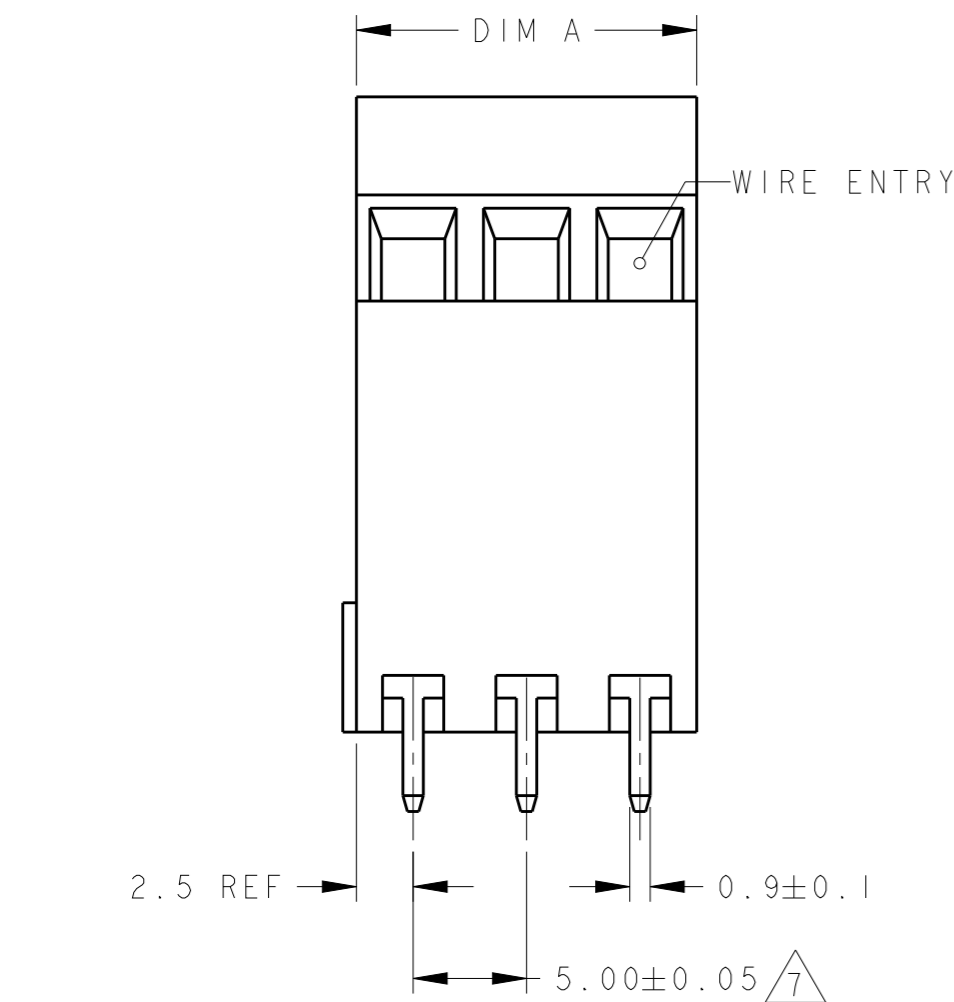
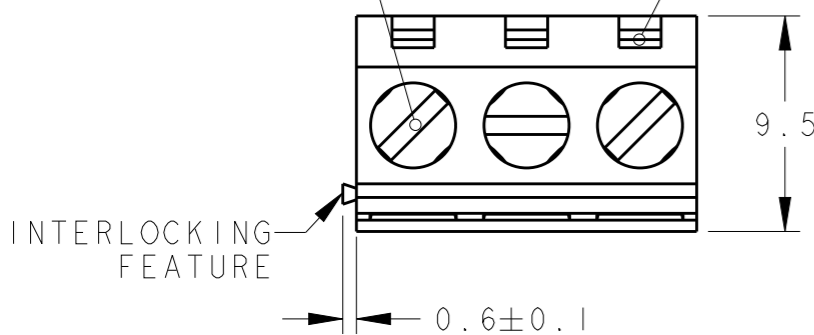


THIS DRAWING IS UNPUBLISHED. RELEASED FOR PUBLICATION 20  
 © COPYRIGHT 20 BY - ALL RIGHTS RESERVED.

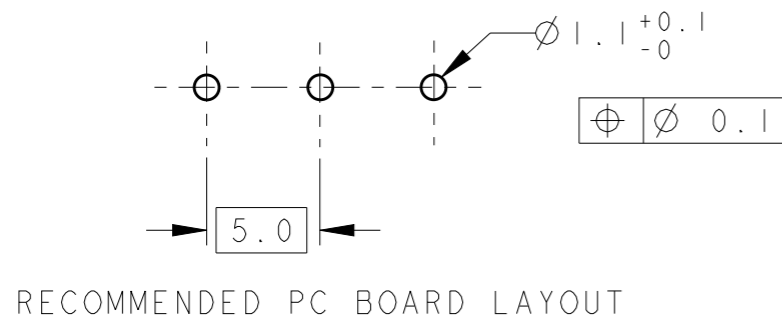
REVISIONS

P	LTR	DESCRIPTION	DATE	DWN	APVD
	F4	PN 1-282884-1 RELEASED FOR PRODUCTION	20SEP2018	RK	PS

CLAMPING SCREW TEST FACILITY



OBSOLETE	-	50.0	10	<del>1-282884-7</del>
	-	45.0	9	<del>1-282884-6</del>
	-	40.0	8	<del>1-282884-5</del>
	-	30.0	6	<del>1-282884-4</del>
	SEE SHEET 2	15.0	3	<del>1-282884-3</del>
OBSOLETE	-	40.0	8	<del>1-282884-2</del>
	SEE SHEET 2	15.0	3	<del>1-282884-1</del>
	SEE SHEET 2	50.0	10	<del>1-282884-0</del>
	SEE SHEET 2	40.0	8	<del>282884-9</del>
	SEE SHEET 2	10.0	2	<del>282884-8</del>
	SEE SHEET 2	10.0	2	<del>282884-7</del>
	SEE SHEET 2	15.0	3	<del>282884-6</del>
	SEE SHEET 2	15.0	3	<del>282884-5</del>
	SEE SHEET 2	10.0	2	<del>282884-4</del>
	-	15.0	3	<del>282884-3</del>
-	10.0	2	<del>282884-2</del>	
MARKING	DIM. A	No POS.	PART NUMBER	



THIS DRAWING IS A CONTROLLED DOCUMENT.

DIMENSIONS: mm	TOLERANCES UNLESS OTHERWISE SPECIFIED:
	0 PLC ±-
	1 PLC ±0.3
	2 PLC ±0.25
	3 PLC ±-
	4 PLC ±-
	ANGLES ±2°
MATERIAL SEE NOTES	FINISH SEE NOTES

THIS DRAWING IS A CONTROLLED DOCUMENT.

DWN E. ZANOLINI 02NOV2001	CHK D. BIEVENOUR 02NOV2001	APVD D. BIEVENOUR 02NOV2001
PRODUCT SPEC 108-21066		
APPLICATION SPEC 114-20079		
WEIGHT -		
CUSTOMER DRAWING		

**STE** TE Connectivity

NAME  
TERMINAL BLOCK, PCB MOUNT  
3RD LEVEL  
STACKING W/ INTERLOCK, 5 mm PITCH

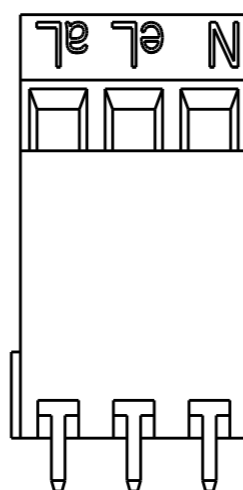
SIZE A300779	CAGE CODE C-282884	DRAWING NO	RESTRICTED TO
SCALE 3:1		SHEET 1 OF 3	REV F4

REVISIONS

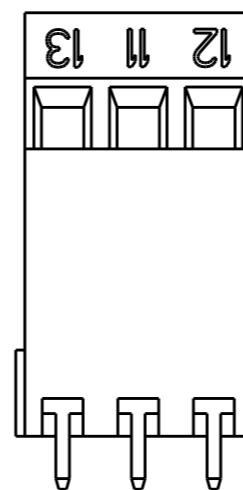
P	LTR	DESCRIPTION	DATE	DWN	APVD
-	-	SEE SHEET 1	-	-	-



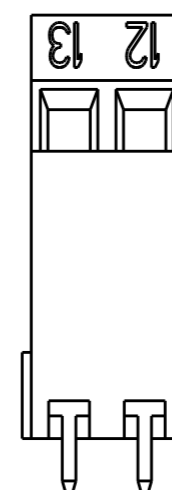
282884-4 AS SHOWN




282884-5 AS SHOWN



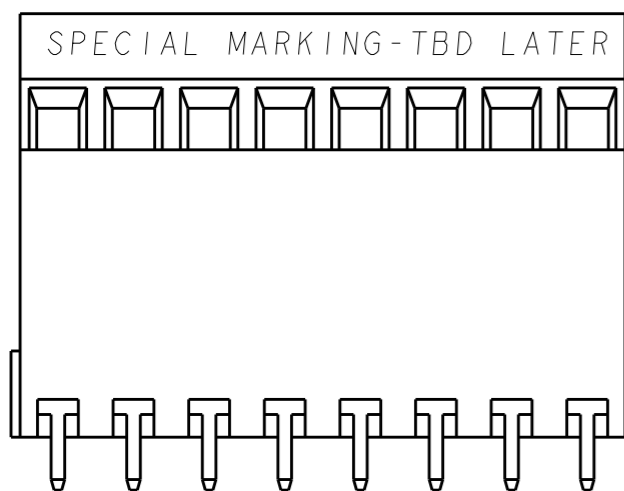
282884-6 AS SHOWN



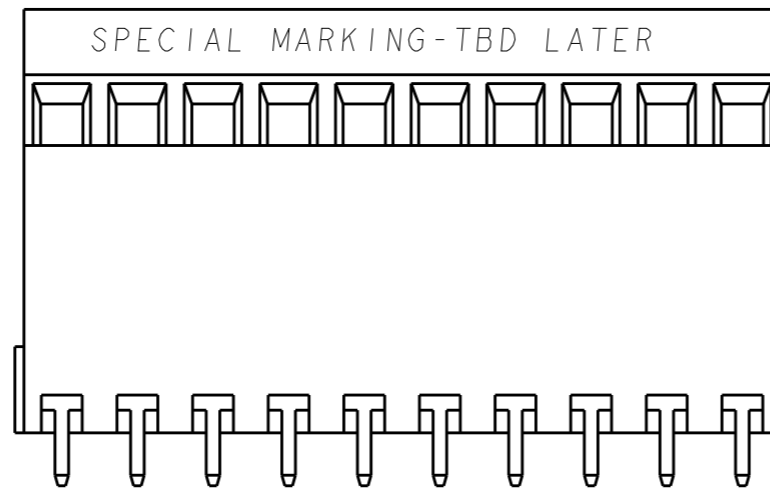
282884-7 AS SHOWN



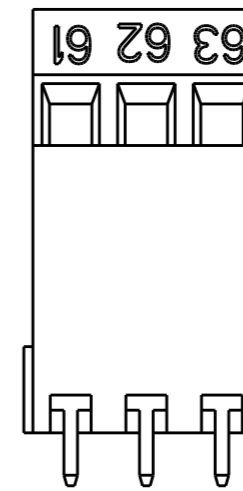
282884-8 AS SHOWN



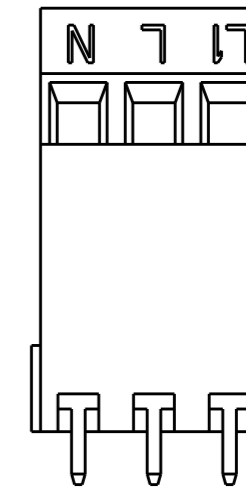
~~282884-9 AS SHOWN~~  
OBSOLETE



~~282884-0 AS SHOWN~~  
OBSOLETE



1-282884-1 AS SHOWN

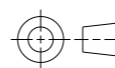


~~282884-3 AS SHOWN~~  
OBSOLETE



THIS DRAWING IS A CONTROLLED DOCUMENT.

DIMENSIONS:  
mm



TOLERANCES UNLESS OTHERWISE SPECIFIED:

- 0 PLC ±
- 1 PLC ±0.3
- 2 PLC ±0.25
- 3 PLC ±
- 4 PLC ±
- ANGLES ±2°

MATERIAL  
SEE NOTES

FINISH  
SEE NOTES

DWN 02NOV2001

E. ZANOLINI

CHK 02NOV2001

D. BIEVENOUR

APVD 02NOV2001

D. BIEVENOUR

PRODUCT SPEC

108-21066

APPLICATION SPEC

114-20079

WEIGHT -

CUSTOMER DRAWING



TE Connectivity

NAME  
TERMINAL BLOCK, PCB MOUNT  
3RD LEVEL  
STACKING W/ INTERLOCK, 5 mm PITCH

SIZE CAGE CODE DRAWING NO RESTRICTED TO

A300779 C-282884

SCALE 3:1 SHEET 2 OF 3 REV F4

4

3

2

1

THIS DRAWING IS UNPUBLISHED.

RELEASED FOR PUBLICATION

20

©

COPYRIGHT 20

BY -

ALL RIGHTS RESERVED.

REVISIONS

P	LTR	DESCRIPTION	DATE	DWN	APVD
-		SEE SHEET 1	-	-	-

1. MATERIALS AND FINISH

HOUSING: PA 6-6, UL 94-V0, COLOR GREEN.

CLAMP: BRASS, NICKEL PLATED.

TERMINAL: BRASS, TIN PLATED.

CLAMPING SCREW: M3, BRASS, NICKEL PLATED.

2. MECHANICAL

MIN. PC BOARD HOLES DIAMETER : 1.1 mm

MAX. PC BOARD THICKNESS : 2.4 mm

WIRE STRIPPING LENGTH : 5.0-6.0 mm

RECOMMENDED TIGHTENING TORQUE FOR SCREW : 0.5 Nm.

3. ELECTRICAL

WIRE RANGE : 16-30 AWG

MAX. VOLTAGE : 300 V

MAX. CURRENT : 13.5 A

CONTACT RESISTANCE : &lt;15 m Ohm

INSULATION RESISTANCE : &gt;1000 M Ohm (500V DC)

4. END-TO-END STACKABLE W/INTERLOCK WITHOUT LOSS OF CENTERLINE SPACING.

5. RECOGNIZED UNDER THE COMPONENT PROGRAM OF UNDERWRITERS LABORATORIES INC., FILE NO E60677.

6. OPERATING TEMPERATURE RANGE: -40°C TO +110°C

7  NOT CUMULATIVE TOLERANCE.

8  INK MARKING, BLACK COLOR

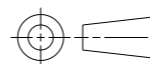
9  PART NUMBER IS OBTAINED BY ASSEMBLYING AND GLUING TOGETHER No.4 CONNECTORS P/N 282884-2

10  PART NUMBER IS OBTAINED BY ASSEMBLYING AND GLUING TOGETHER No.5 CONNECTORS P/N 282884-2

THIS DRAWING IS A CONTROLLED DOCUMENT.

DIMENSIONS:

mm



TOLERANCES UNLESS OTHERWISE SPECIFIED:

0 PLC	±
1 PLC	±0.3
2 PLC	±0.25
3 PLC	±
4 PLC	±
ANGLES	±2°

MATERIAL  
SEE NOTESFINISH  
SEE NOTES

DWN 02NOV2001

E. ZANOLINI

CHK 02NOV2001

D. BIEVENOUR

APVD 02NOV2001

D. BIEVENOUR

PRODUCT SPEC

108-21066

APPLICATION SPEC

114-20079

WEIGHT

-

CUSTOMER DRAWING



TE Connectivity

NAME  
TERMINAL BLOCK, PCB MOUNT  
3RD LEVEL  
STACKING W/ INTERLOCK, 5 mm PITCH

SIZE	CAGE CODE	DRAWING NO	RESTRICTED TO
A3	00779	C-282884	-

A300779C-282884

SCALE 3:1

SHEET 3 OF 3

REV F4

1470-19 (3/13)

## X-ON Electronics

Largest Supplier of Electrical and Electronic Components

*Click to view similar products for [Fixed Terminal Blocks](#) category:*

*Click to view products by [TE Connectivity](#) manufacturer:*

Other Similar products are found below :

[MBE-1512](#) [MBE-154](#) [MBE-156](#) [MBES-153](#) [MBES-156](#) [MH-2512](#) [MHE-132](#) [MHE-163](#) [MI-254 \(35\)](#) [MI-272](#) [880507](#) [MPT-275](#)  
[15602-04-08-21](#) [BA311TU](#) [BA411SU](#) [MV-152](#) [MV-252-D](#) [MV-253/NCNOC](#) [MV-254-D](#) [MV-255](#) [MV-462](#) [MV-493](#) [MVE-252](#) [MVE-253](#)  
[MVE-273](#) [MVEB-153](#) [1700096](#) [1705142](#) [1712417](#) [1713020](#) [1713088](#) [1745195](#) [1760594](#) [1776118-2](#) [1790852](#) [1-796689-8](#) [1-796692-6](#)  
[1800001](#) [1800114](#) [1995279](#) [20020314-C121B01LF](#) [20020316-G041B01LF](#) [CB2-12](#) [KP03215000J0G](#) [KP04215000J0G](#) [S451](#) [282802-2](#)  
[29.007](#) [29.116](#) [30.103](#)