

4

3

2

1

REVISIONS			
EC	REV	DESCRIPTION	DATE
CPR	A1	REVISED PER ECO-11-005140	25MAR11

- 7. CONTACTS PURCHASED SEPARATELY.
- 6. ELCON EQUIVALENT SERIES 298-08-01100.
- 5. ITEMS PROVIDED TO THIS SPECIFICATION TO BE PERMANENTLY IDENTIFIED PER THE FOLLOWING IDENTIFIER:

TE CONNECTIVITY PART NUMBER      YEAR      WEEK  
 XXXXXXXX-X      XXXX      0601

△ A REFERENCE DIMENSION (X.XX) IS WITHOUT TOLERANCE AND USED FOR INFORMATION ONLY.

- 3. FINISHES:  
RETENTION CLIPS: BRITE DIP PICKLED PER INDUSTRY STANDARDS.
- 2. MATERIALS:  
INSULATORS: THERMOPLASTIC, GLASS REINFORCED, UL94V-0 FLAMMABILITY RATED, COLOR-BLACK.  
RETENTION CLIPS: COPPER OR STAINLESS STEEL.

1. PART NUMBER CHANGES AND OR DESIGN CHANGES AFFECTING ITEM INTERCHANGEABILITY REQUIRE PRIOR TE CONNECTIVITY APPROVAL AND AUTHORIZATION BY REVISION TO THIS DRAWING.

NOTES: UNLESS OTHERWISE SPECIFIED

PART NUMBER
1648206-1

<p>THIRD ANGLE PROJECTION</p> <p>UNLESS OTHERWISE SPECIFIED DIMENSIONS ARE IN INCHES (METRIC)</p> <p>TOLERANCES</p> <p>ANGLES ± .5°</p> <p>DECIMALS</p> <p>.XXX ± .010 (.25)</p> <p>.XX ± .02 (.3)</p>	INCH OR INCH (MM) MM	DRAWN R. F. A. CHECKED APPROVED APPROVED S. FLICKINGER DCA APPROVED ACAD FILE NUMBER	DATE 3/1/06   3/3/06		TITLE CONNECTOR, SOCKET SIZE #12, #20, #12 CONFIG. LOWER DRAWER	SIZE B	DWG NUMBER C= 1648206	REV. A1
	PART NUMBER 1648206-1		DRAWN R. F. A. CHECKED APPROVED APPROVED S. FLICKINGER DCA APPROVED ACAD FILE NUMBER		DATE 3/1/06   3/3/06			
	UNLESS OTHERWISE SPECIFIED DIMENSIONS ARE IN INCHES (METRIC)		TOLERANCES		ANGLES ± .5°		DECIMALS	
	.XXX ± .010 (.25)		.XX ± .02 (.3)		TITLE CONNECTOR, SOCKET SIZE #12, #20, #12 CONFIG. LOWER DRAWER		REV. A1	
DWG SCALE 1=1		SH 1 OF 2		C1648206A.DWG		DWG NUMBER C= 1648206		

4

3

2

1

4

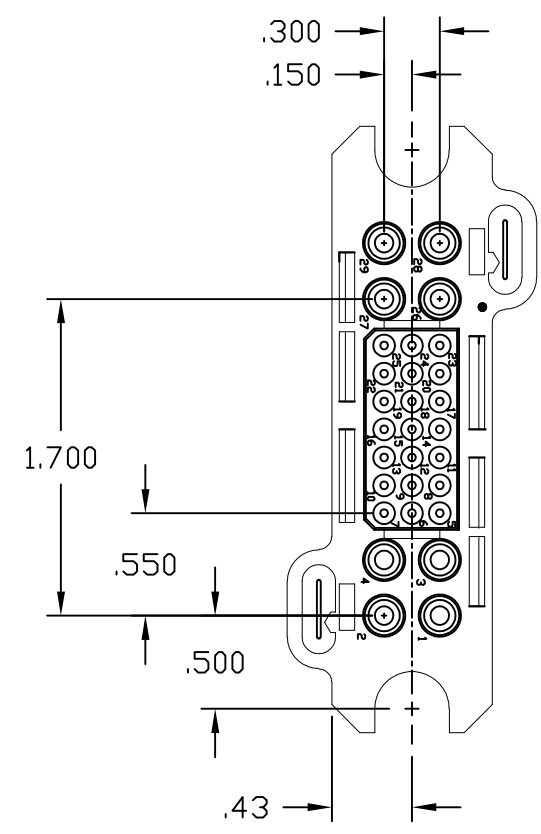
3

2

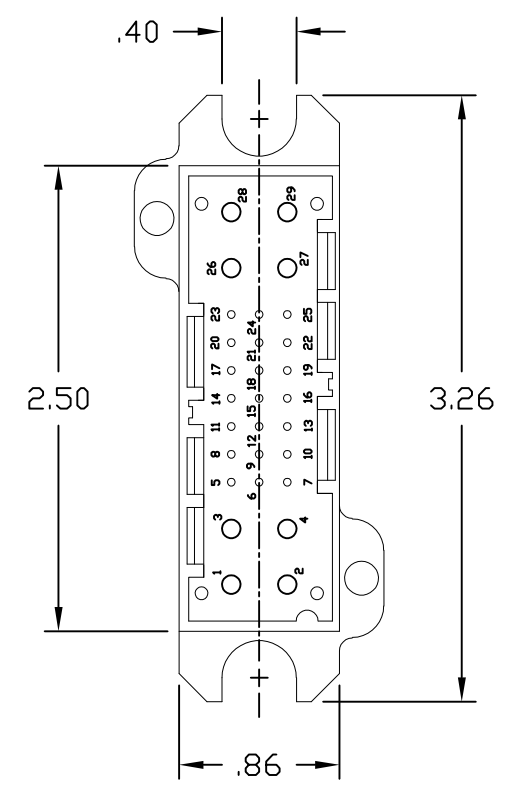
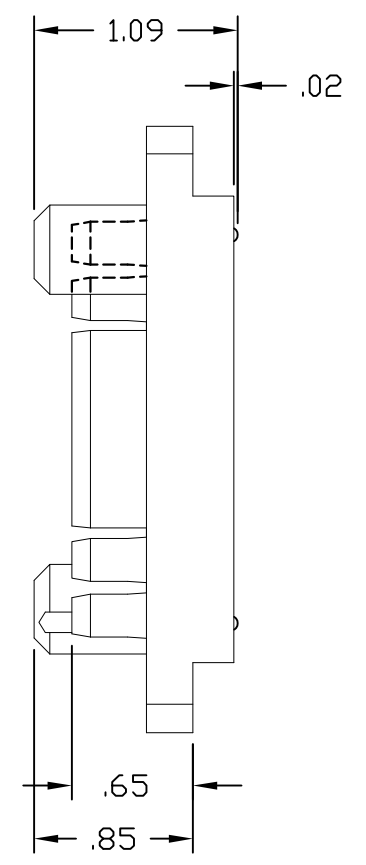
1

REVISIONS

EC	REV	DESCRIPTION	DATE
		SEE SHEET 1	



FRONT VIEW



REAR VIEW

INCH OR INCH (MM)  
 MM  

 THIRD ANGLE PROJECTION  
 UNLESS OTHERWISE SPECIFIED DIMENSIONS ARE IN INCHES (METRIC)  
 TOLERANCES  
 ANGLES ± .5°  
 DECIMALS  
 .XXX ± .010 (.25)  
 .XX ± .02 (.3)

DRAWN R. F. A.	DATE 3/1/06
CHECKED	
APPROVED	
APPROVED S. FLIKINGER	3/3/06
DCA APPROVED	
ACAD FILE NUMBER	C1648206A.DWG

TITLE  
 CONNECTOR, SOCKET  
 SIZE #12, #20, #12 CONFIG.  
 LOWER DRAWER  
 SIZE B DWG NUMBER C= 1648206 REV. A1  
 DWG SCALE 1=1 SH 2 OF 2

4

3

2

1

## X-ON Electronics

Largest Supplier of Electrical and Electronic Components

*Click to view similar products for [Heavy Duty Power Connectors](#) category:*

*Click to view products by [TE Connectivity](#) manufacturer:*

Other Similar products are found below :

[647757-1](#) [6643411-1](#) [6646058-2](#) [6646137-1](#) [6646138-1](#) [6646479-1](#) [6646608-1](#) [6646786-1](#) [6646940-1](#) [6651091-1](#) [6651525-1](#) [6651529-1](#)  
[6651788-1](#) [696475-1](#) [702-32-01109](#) [703-25-02205](#) [73000005059](#) [73000005642](#) [73080255059](#) [73080965046](#) [765-15-0080A](#) [765-16-0080B](#)  
[765-18-0080D](#) [829992-1](#) [902-77-02113](#) [PS00/A0620/6300](#) [PS25/A0420/63](#) [129-1J](#) [1409400](#) [AN0024023](#) [E6374G1](#) [e6389g2](#) [157-43GW8](#)  
[MS3117-14AC](#) [1643543-1](#) [1650540-1](#) [1651811-2](#) [1766260-1](#) [1766282-1](#) [1766966-1](#) [1791340000](#) [NLDFT-3-BL-L-S120-M40A](#) [NLDFT-N-](#)  
[W-L-C240-M40B](#) [NLS-2-R-C240-M40B](#) [NLS-N-W-C240-M40B](#) [NPS-3-BL-T6](#) [1986615-1](#) [2-1589900-8](#) [2199314-1](#) [KA8102](#)