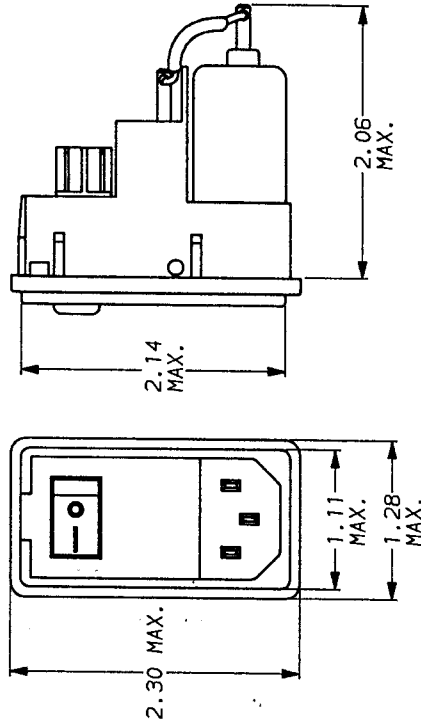
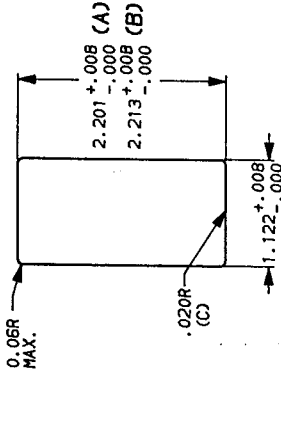


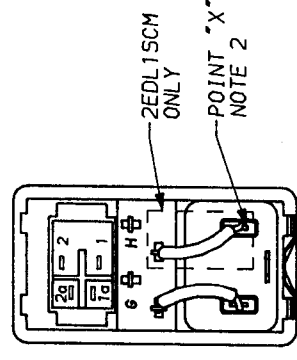
APPROVED BY: C. W. ... DATE: 4-30-72 REV: 6

RECOMMENDED PANEL CUTOUT
(NOT TO SCALE)

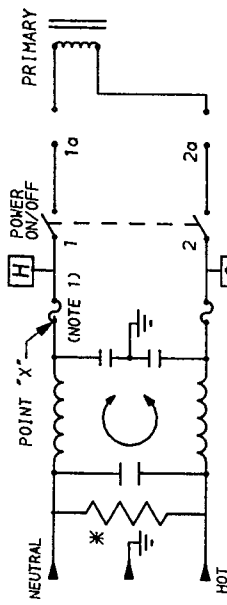
NOTES:
(A) FOR PANEL TH'K. OF .031 -.079
(B) FOR PANEL TH'K. OF .083 -.126
(C) FOR SNAP-IN APPLICATION, THE SIDES OF THE CUTOUT MUST HAVE A .020R. ON THE INSTALLATION SIDE.



NOTE: ALL BACKPLATE TERMINALS ARE .110 FASTONS.



ALTERNATE SWITCH



NOTE:
1.) PROVISION FOR DUAL EUROPEAN STYLE FUSING.
2.) 2EDL1SC JUMPER FROM POINT X TO 1 AND FROM 6 TO 2. 2EDL1SCM JUMPER FROM H TO 1 AND FROM 6 TO 2.

*RESISTOR ADDED TO PRODUCT BUILT AFTER 3-30-92 (9212).

SAFETY ORGANIZATION(S).

THIS FILTER HAS BEEN FORMALLY RECOGNIZED, CERTIFIED OR APPROVED BY THE LISTED AGENCY. THEREFORE, ALL TEST/REQUIREMENTS SPECIFIED IN THE LATEST REVISION OF THE FOLLOWING AGENCY STANDARDS HAVE BEEN MET.

- UL 1283
- CSA 22.2, NO.0, 0.4, B
- VDE 565-3, 625
- SEN 432901
- SEV 1055/TP1977/5.1.1

OPERATING SPECIFICATIONS.

- LINE VOLTAGE/CURRENT, 2 AMP., 120/250 VAC
- 2 AMP./40°C, 250 VAC
- 50-60HZ
- LINE FREQUENCY, .25mA @ 120V 60Hz
- MAX. LEAKAGE CURRENT, EACH LINE TO GROUND .40mA @ 250V 50Hz
- OPERATING AMBIENT TEMP. RANGE, -10°C TO +40°C @ RATED CURRENT, I_r

IN AN AMBIENT, I₀, HIGHER THAN 40°C, THE MAXIMUM OPERATING CURRENT, I₀, IS AS FOLLOWS:

$$I_0 = I_r \sqrt{\frac{85-I_a}{45}}$$

RELIABILITY SPECIFICATIONS.

- STORAGE TEMPERATURE, -25°C TO +85°C
- HUMIDITY, 21 DAYS @ 40°C 95% RH
- CURRENT OVERLOAD TEST, 6 TIMES RATED CURRENT FOR 8 SECONDS

TEST SPECIFICATIONS.

- INDUCTANCE, .79mH NOMINAL
- CAPACITANCE, (MEASURED @ 1 KHz, 0.25 VAC MAX., 25°C ±1°C) LINE TO GROUND, .0028µF ±20%
- LINE TO LINE, .047µF ±20%
- DISCHARGE RESISTOR, 1.5 MΩ
- LINE/GROUND AND LINE/LINE INSULATION RESISTANCE 6000 MΩ (MIN) AT 100 VDC
- (W/O DISCHARGE RESISTOR) 20°C AND 50% RH

RECOMMENDED RECEIVING INSPECTION HIPOT.

- 2250 VDC FOR 1 MINUTE
- 7450 VDC FOR 1 MINUTE

FILTER APPROVAL.

THE BEST WAY TO SELECT AND QUALIFY A FILTER IS FOR YOUR ENGINEERING TO TEST THE UNIT IN YOUR EQUIPMENT.

50Ω - 50Ω (MINIMUM) INSERTION LOSS		TOLERANCE EXCEPT AS NOTED	
FREQUENCY MHz	.05	.15	.50
COMMON dB	6	14	20
DIFF. dB	—	7	16
	10	30	50
	45	50	50
	37	47	50

This document is proprietary to CORCOM INC. and is not to be reproduced nor used for manufacturing purposes except on CORCOM's order or prior written consent.



LIBERTYVILLE, IL 60048

POWER LINE FILTER

SCALE	DATE	DRG. NO.	REV.
NTS	3-4-87	2EDL1SC & 2EDL1SCM	6
DRW. BY	ORIGINATOR	CFW	
LJD			

X-ON Electronics

Largest Supplier of Electrical and Electronic Components

Click to view similar products for [AC Power Entry Modules](#) category:

Click to view products by [TE Connectivity](#) manufacturer:

Other Similar products are found below :

[0098.0050](#) [6167.0002](#) [6609100-2](#) [7-6609955-2](#) [FKI2-50-6/M5](#) [FN361-6-06](#) [FN389-4-22](#) [FN9226B-6-02](#) [FN9233S1-10-06](#) [FN9233S1-8-06](#)
[FN9233S1B-8-06](#) [FN9233S1R-1-06](#) [FN9233S1R-12-06](#) [FN9233SB-1-06](#) [FN9233SB-12-06](#) [FN9233SB-8-06](#) [FN9233SR-10-06](#) [FN9244B-15-06HI](#) [FN9244EB-3-06](#) [FN9244EB-8-06](#) [FN9244ER-15-06](#) [FN9244ER-8-06](#) [FN9244ES1-8-06](#) [FN9244ESB-8-06](#) [FN9244R-12-06](#)
[FN9244S1-12-06](#) [FN9244S1R-3-06](#) [FN9244SB-8-06](#) [FN9244SR-6-06](#) [FN9244U-3-06](#) [FN9244U-8-06](#) [8-6609940-2](#) [PE00SSSXB](#) [Fuse-H-EUR-1](#) [Fuse-H-USA-1](#) [PM00XD000](#) [A-0701-HT-H](#) [15EJMS8](#) [1-6609941-2](#) [200JM6-2](#) [CA121003-6](#) [SK-1015\(F1-5\)](#) [161-R3015-E](#) [1-6609153-2](#) [FN323-1-05](#) [FN9233B-8-06](#) [FN9233EB-1-06](#) [FN9233ES1R-10-06](#) [FN9233R-12-06](#) [FN9233S-10-06](#)