

210 series

Mounting Boards for Input/Output Modules

- LED status indicators, plug-in fuses & pull-up resistors
- Card edge logic connections (2108, 21016 & 21024)
- Screw terminal logic connections (2104A, 2104B, 2104C, 21016A, 21016B & 21016C)
- Screw terminals for field wiring
- UL recognized/CSA certified for 125V max. with 5A fuses; 250V max. with #22 solid copper jumper wire instead of fuses

File E61482

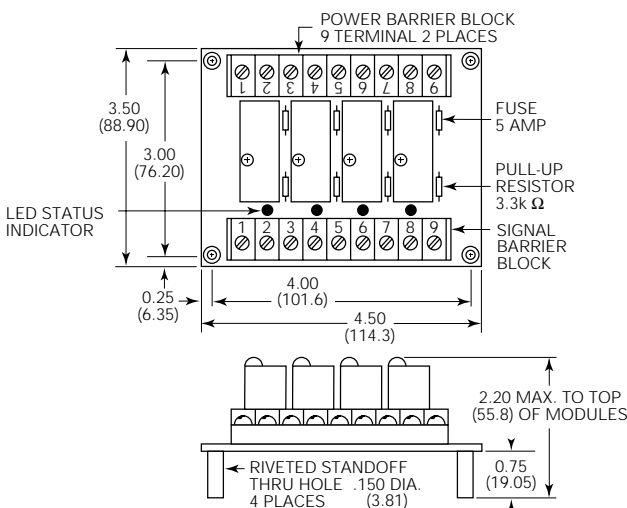
File LR15734-93

Users should thoroughly review the technical data before selecting a product part number. It is recommended that users also seek out the pertinent approvals files of the agencies/laboratories and review them to ensure the product meets the requirements for a given application.

Ordering Information – Boldface items listed below are more likely to be maintained in stock by authorized distributors.

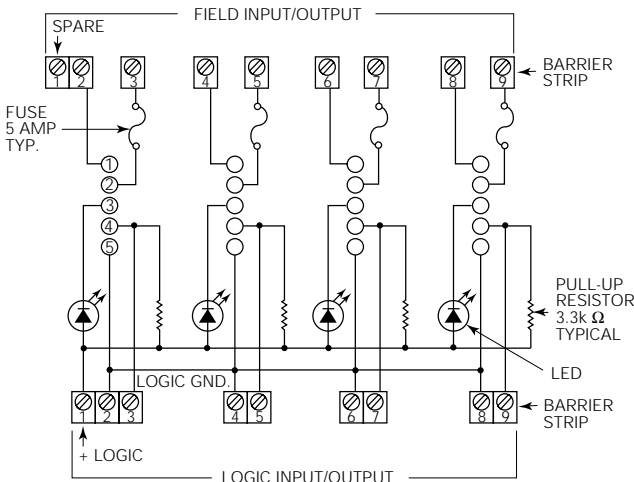
Part Number	2104A	2104B	2104C	2108	21016	21016A	21016B	21016C	21024
Number of I/O Channels	4	4	4	8	16	16	16	16	24
Number of Module Positions	4	4	4	8	16	16	16	16	24
Field Terminals: Screw Terminals	X	X	X	X	X	X	X	X	X
Logic Terminals: Screw Terminals	X	X	X			X	X	X	
Logic Terminals: 26-pin card edge connector				X					
Logic Terminals: 50-pin card edge connector				X	X				X
Designed for neg. true logic; one logic voltage	X			X	X	X			X
Designed for neg. or pos. true logic; mult. logic voltages		X					X		
Designed for neg. true logic; mult. logic voltages			X					X	

2104A, 2104B & 2104C Outline Dimensions



2104A Schematic

Designed to operate with neg. true logic (active low) systems & one logic voltage.



Dimensions are shown for reference purposes only.

Dimensions are in inches over (millimeters) unless otherwise specified.

Suggested Mating Connectors and Fuses

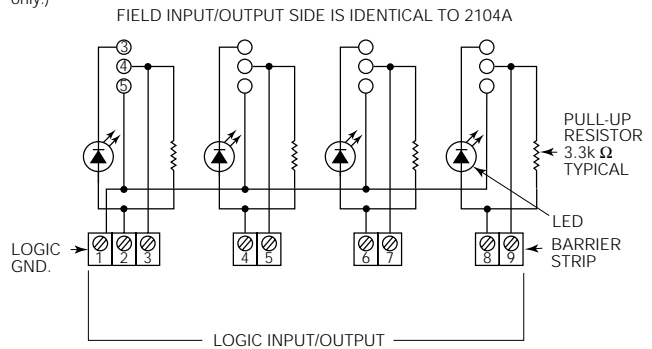
26-pin card edge connector	3M 3462-0001*
50-pin card edge connector	3M 3415-0001*
5 amp fuse	Littelfuse 251-005*
1 amp fuse**	Littelfuse 251-001*

* Or equivalent. Customer assumes ultimate responsibility for applicability.

** Used on 21024 only.

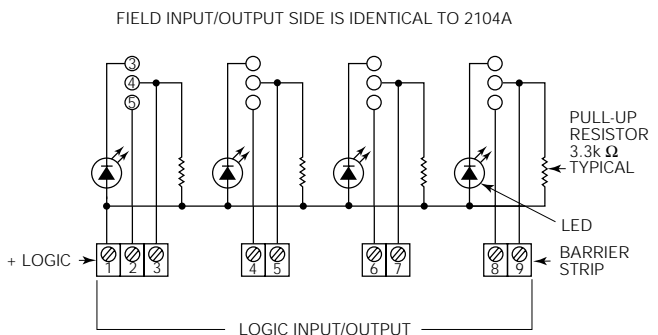
2104B Schematic

Designed to operate with either neg. or pos. true logic (active low or high) systems & different logic voltages. (output modules only - input modules must be used in negative logic systems only.)



2104C Schematic

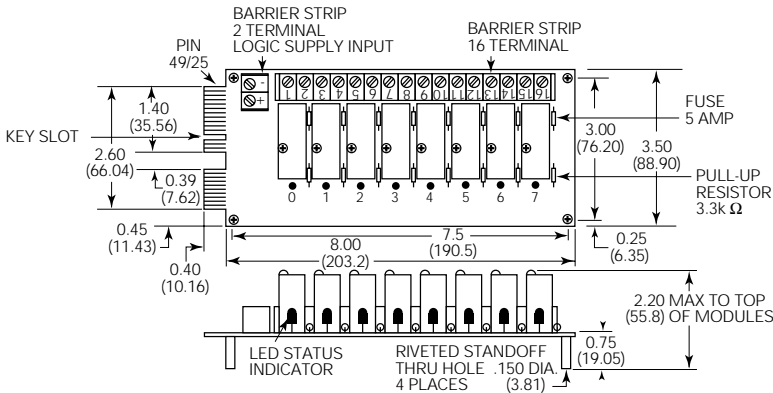
Designed to operate with neg. true logic (active low) systems & different logic voltages.



Specifications and availability subject to change.

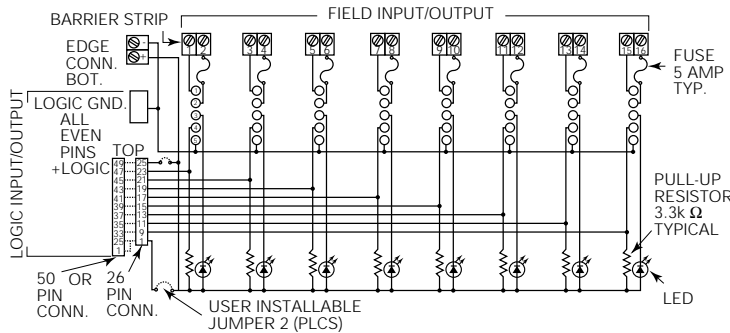
www.tycoelectronics.com
Technical support:
Refer to inside back cover.

2108 Outline Dimensions

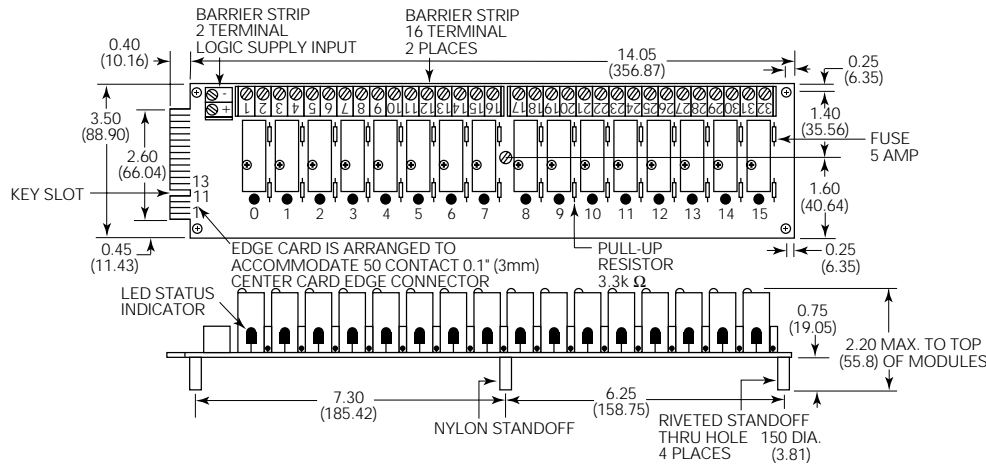


2108 Schematic

Designed to operate with neg. true logic (active low) systems & one logic voltage.

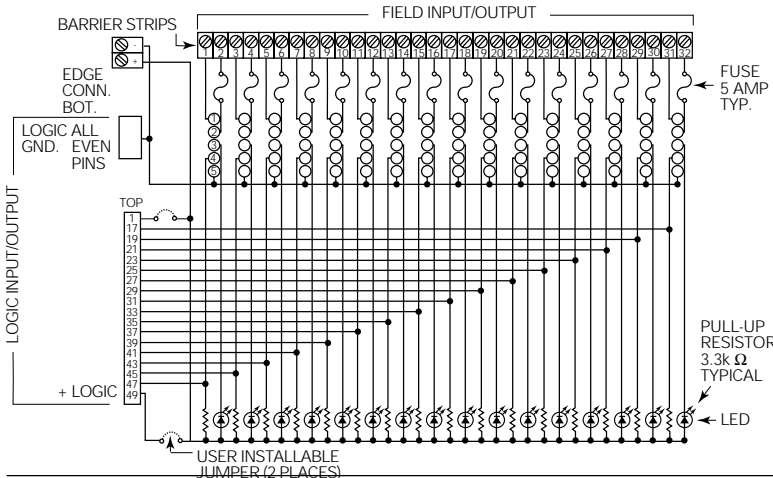


21016 Outline Dimensions



21016 Schematic

Designed to operate with neg. true logic (active low) systems & one logic voltage.



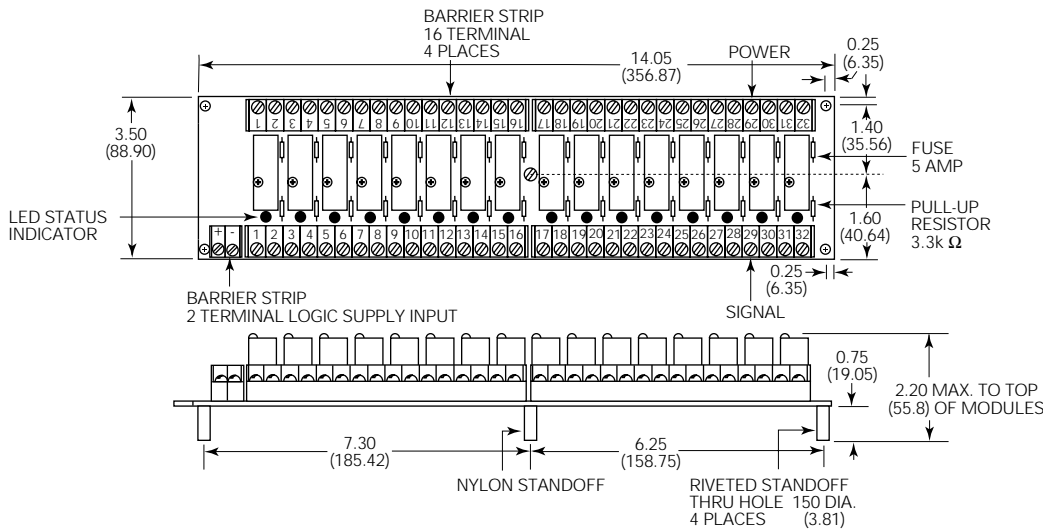
Dimensions are shown for reference purposes only.

Dimensions are in inches over (millimeters) unless otherwise specified.

Specifications and availability subject to change.

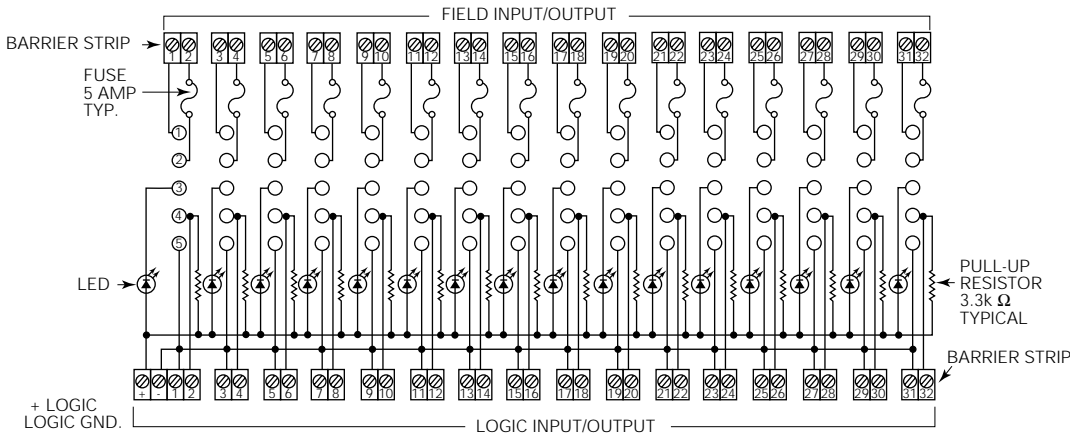
www.tycoelectronics.com
Technical support:
Refer to inside back cover.

2IO16A, 2IO16B & 2IO16C Outline Dimensions



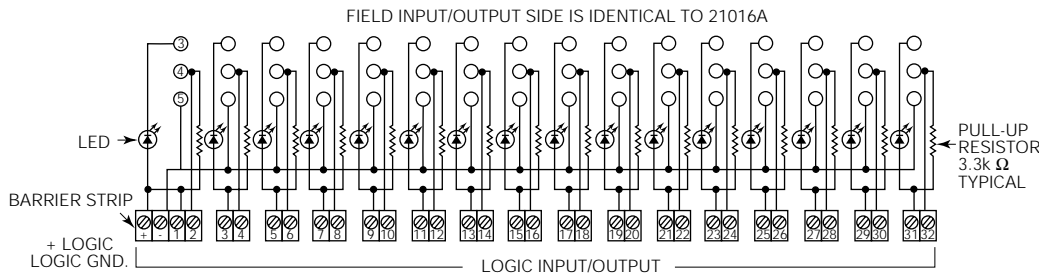
2IO16A Schematic

Designed to operate with neg. true logic (active low) systems & one logic voltage.



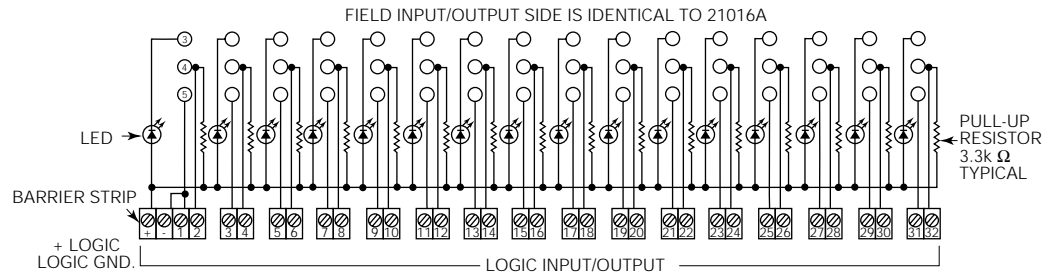
2IO16B Schematic

Designed to operate with either neg. or pos. true logic (active low or high) systems & different logic voltages.
(Note above applies to output modules only. Input modules must use in negative logic systems only.)

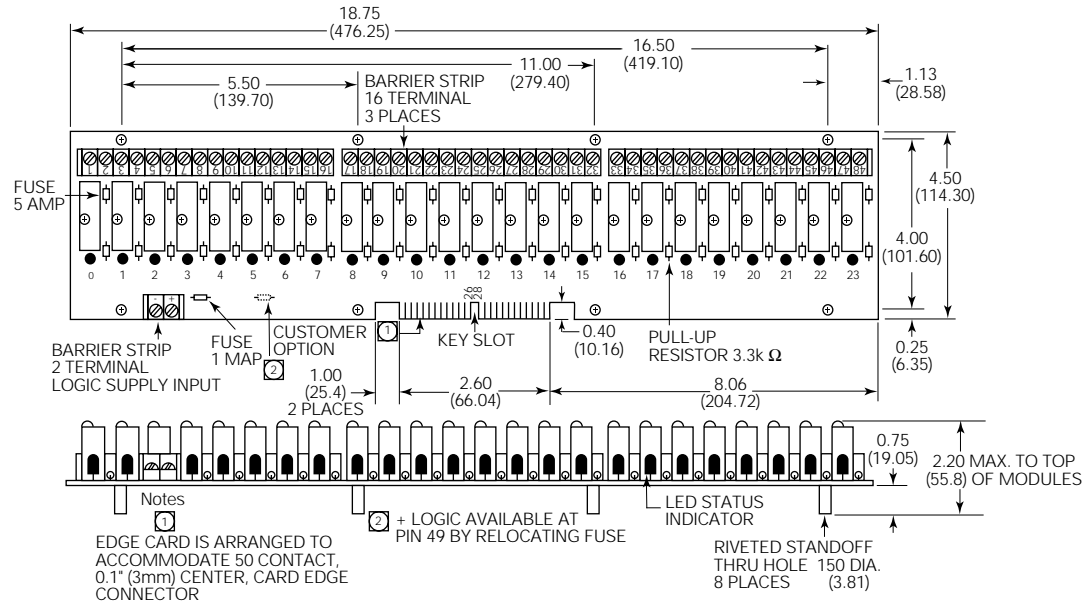


21O16C Schematic

Designed to operate with neg. true logic (active low) systems & different logic voltages.

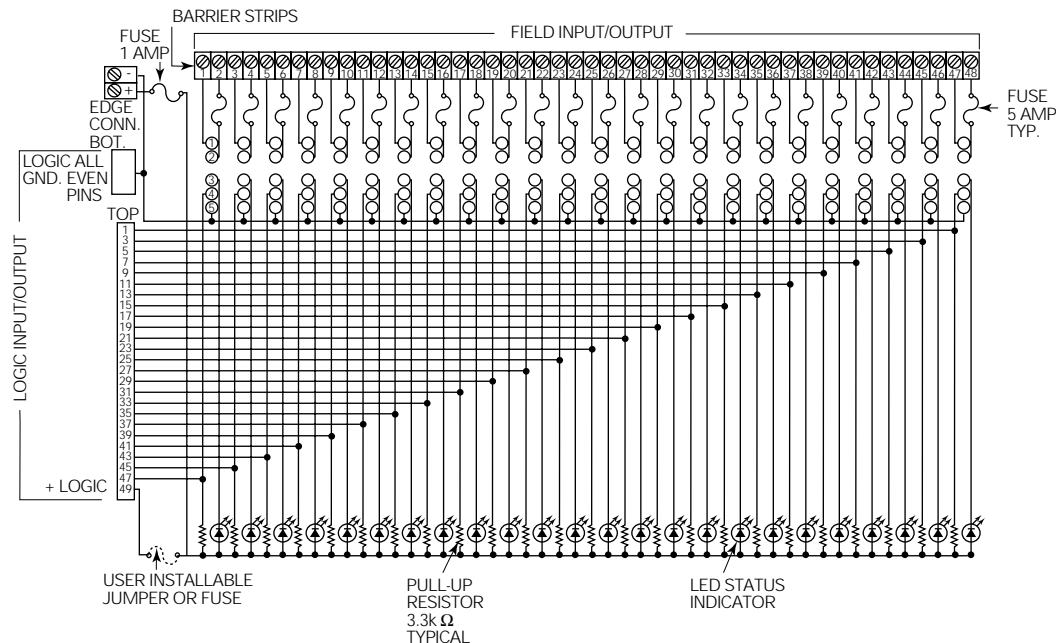


21O24 Outline Dimensions



21O24 Schematic

Designed to operate with neg. true logic (active low) systems & one logic voltage.



X-ON Electronics

Largest Supplier of Electrical and Electronic Components

Click to view similar products for [Relay Sockets & Fixings](#) category:

Click to view products by [TE Connectivity](#) manufacturer:

Other Similar products are found below :

[00008258500](#) [00111976502](#) [0000-825-81-00](#) [60SY4S05](#) [M41G](#) [670-0125](#) [670-0127](#) [6700152](#) [670-0153](#) [6700156](#) [D258-2TS00](#) [70-309](#) [7-1393143-3](#) [7-1616360-5](#) [8000-DG2-5](#) [911361](#) [9-1616339-5](#) [PJF11N](#) [GDA12HA](#) [GDA12HD](#) [GDA12SA](#) [GDA12SD](#) [GDA16HD](#) [GDA22HA](#) [GDA95A](#) [GDA95D](#) [GFX20](#) [PT08QN](#) [PT 1/8 D = 3.2](#) [GUA1](#) [GUA2-11](#) [GUA4-04](#) [GUA4-31](#) [GUM5R](#) [GUR-120](#) [GUR-24](#) [GUR-240](#) [GUR-277](#) [GURX-277](#) [GUW12](#) [GUW95](#) [GUZ63L](#) [R99-11 FOR MY\(NAMEPLATE\)](#) [D52PR2T](#) [RES100K](#) [1310H-HDC](#) [1390H-1ST](#) [1393824-3](#) [1390H-2PC](#) [1410-2SM](#)