

Type 3150 Series

Key Features

- Tiny 4mm potentiometer
- Stable cermet element
- Lightweight - only 0.2g
- Only 1.5mm height above board
- Components marked with value
- 0.2W power dissipation
- Packaged in 1000 pieces on 12mm tape
- Delta terminals / in line terminals
- Top and underside adjust available



Applications

- Audio / Visual
- Calibration
- Instrumentation
- Industrial controls

This is the ultimate in lightweight, low profile skeleton 4mm surface mount potentiometers. Offered in easy, top or underside adjustment, with a plus slot that is ideal for automatic top adjustment. At a weight of 0.2 grams and a profile height that is only 1.5mm above the board, it is a natural choice for new generation hand held equipments. The trimmer is a mere 4mm and is a well proven and popular package supplied on standard 12mm tape for automatic placement, and reflow soldering systems. The central hole is filled with resin to improve ease of pick and placement.

Characteristics - Electrical

Resistance Range:	100R to 1M
Resistance Values:	1, 2 & 5 in each decade
Resistance Tolerance:	± 25%
Resistance Law:	Linear
Temperature Coefficient of Resistance:	± 250ppm/°C (-25°C to +85°C)
Maximum Operating Voltage:	50V DC
Resolution:	Infinite
Contact Resistance Variation:	5% of nominal value
Power Rating:	0.2W @ 70°C
Electrical Rotation:	260° ±20°

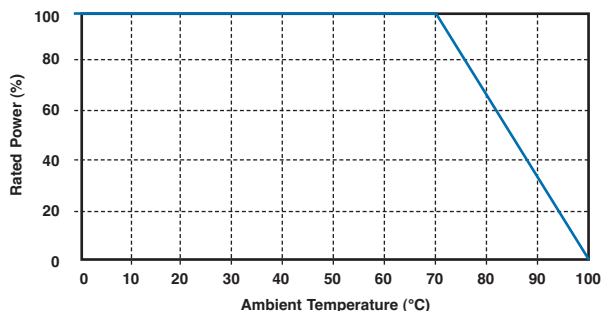
Characteristics - Environmental

Temperature Range:	-40°C to +100°C
Temperature Storage:	-55°C to +100°C
Rotational Life:	20 Cycles ΔR ±15%
Load Life:	ΔR < 5% after 500 hours @ 70°C
Humidity Load Life:	ΔR ± 5% 500 hours at 95% RH under load (60°C)
High Temperature:	ΔR ± 5% 500 hours at 70°C

Characteristics - Mechanical

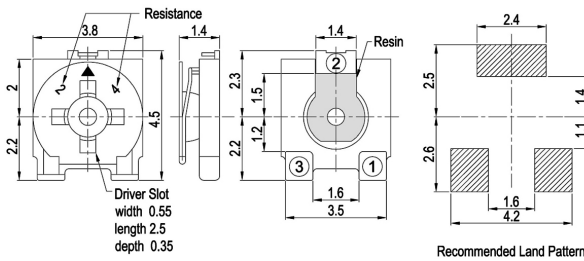
Rotation Torque:	2 - 20mNm
Weight:	0.2g
Terminal Strength:	Horizontal 1Kgf – Vertical 500gf
Mechanical Rotation:	Continuous
Marking:	Resistance code on potentiometer. Date code on reels

Derating Curve

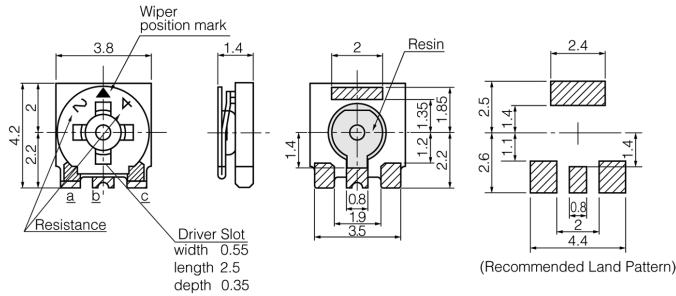


Type 3150 Series

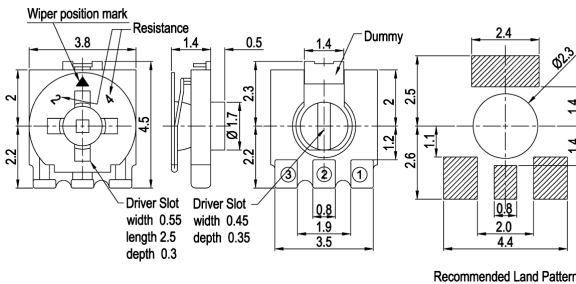
**Dimensions
3150**



3152



3155



Storage Conditions

The product should be stored in a normal, clean, dry, load- and stress-free environment. In cases where the product remains in the packaging after opening, please ensure you shut out moisture, gas, etc.

Storage under the following conditions should be avoided:

- Temperature: less than -10°C and more than +40°C
- Relative humidity: more than 85%
- Atmosphere of corrosive gas
- Long-term storage of over six months
- Exposure to direct sunlight

How to Order

3150	W	102	P
Common Part	Orientation	Resistance Value	Tolerance
3150 - 3 Terminals Offset Top Adjust 3152 - 3 Terminals Inline Top Adjust 3155 - 3 Terminals Inline Top / Underside Adjust	W - Terminals 1 and 3 towards the sprockets holes 3150 and 3152 X - Terminals 1 and 3 away from the sprockets holes 3150 and 3155	The first two digits are significant figures of resistance value and the third denotes the number of zeros following. e.g. 100R: 101 1K: 102 10K: 103	P - 25 %

TE (logo) and Tyco Electronics are trademarks of the Tyco Electronics group of companies and its licensors. Other logos, product and Company names mentioned herein may be trademarks of their respective owners.

X-ON Electronics

Largest Supplier of Electrical and Electronic Components

Click to view similar products for [Trimmer Resistors - SMD category](#):

Click to view products by [TE Connectivity manufacturer](#):

Other Similar products are found below :

[43WR5KLFTR](#) [5712-305-403E17](#) [TS3YJ501MR15](#) [TS3YJ503MR15](#) [TS4YL203MR10](#) [43WR100KLFTR](#) [G32AT-B101](#) [G32AT-B201](#)
[G32AT-B203](#) [G32AT-B501](#) [G32AT-B502](#) [G32AT-B503](#) [G32BT-B502](#) [G32BT-B503](#) [G43AT-B201](#) [G43AT-B203](#) [G43BT-B101](#) [G43SAT1-](#)
[B101](#) [G43SAT1-B102](#) [G43SAT1-B201](#) [G43SAT1-B202](#) [G43SAT1-B501](#) [G43SAT1-B502](#) [G43SAT1-B503](#) [PVG5A102C03R00](#)
[PVG5A203C03R00](#) [35WR5KLFTR](#) [35WR10KLFTR](#) [35WR1KLFTR](#) [CA6XVSMD-100KA2525](#) [CA6XVSMD-10KA2525](#) [CA6XVSMD-](#)
[2K5A2525](#) [1806WSMD-1K](#) [1806WSMD-5K](#) [1806PSMD-5K](#) [3214G-1-203E](#) [43WR10LFTR](#) [PVG5A202C03R00](#) [PVG5A502C03R00](#)
[3314G-1-103E](#) [PVG3G103C01R00](#) [PVG3A205C01R00](#) [PVG3A200C01R00](#) [TC42X-2-104E](#) [PVG5H102C03B00](#) [3214W-1-103G](#) [3224W-2-](#)
[101E](#) [3361S-1-200GLF](#) [3224W-2-201E](#) [3224W-1-502G](#)