

THIS DRAWING IS UNPUBLISHED.

RELEASED FOR PUBLICATION

REVISIONS

© COPYRIGHT - TE Connectivity Ltd.

ALL RIGHTS RESERVED.

P	LTR	DESCRIPTION	DATE	DWN	APVD
	A	INITIAL RELEASE	30OCT2019	RV	MB

Electrical Characteristics

Contact Arrangement — 2 Form C (DPDT)

Contact Material —

Stationary — Silver cadmium oxide

Moveable — Silver cadmium oxide

Contact Resistance —

Before Life — 10 milliohms max.

After life — 20 milliohms max.

(Measured at 10 A @ 28 Vdc)

Mechanical Life Expectancy —

1 million operations

Coil Voltage — 6 to 120 Vdc, 115 Vac

Coil Power — 4.3 watts max. @ 25°C

Duty Cycle — Continuous

Pick-up Voltage — Approximately

50% of nominal coil voltage

Pick-up Sensitivity — 565 mW

Operating Characteristics

Operate Time —

Std — 10 ms max.

QPL — 15 ms max.

AC Coil — 15 ms max.

Release Time —

Std — 10 ms max.

QPL — 15 ms max.

AC Coil — 20 ms max.

Contact Bounce —

Std — 5 ms max. (N.O. and N.C.)

QPL — 2 ms max. (N.O.)

QPL — 5 ms max. (N.C.)

Dielectric Withstanding Voltage —

Between Open Contacts —

500 Vrms 60 Hz

Between Adjacent Contacts —

1000 Vrms 60 Hz

Between Contacts and Coil —

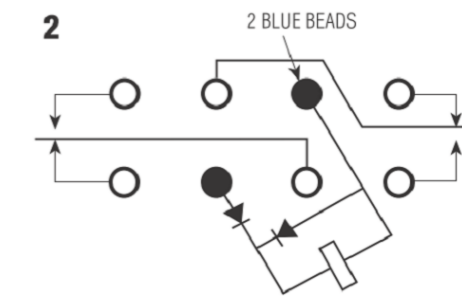
1000 Vrms 60 Hz

Insulation Resistance —

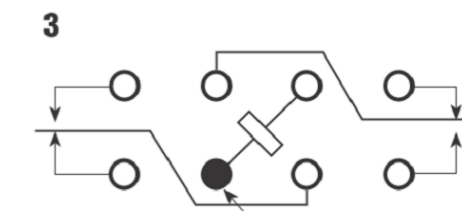
1,000 megohms min. @ 500 Vdc

Coil Data

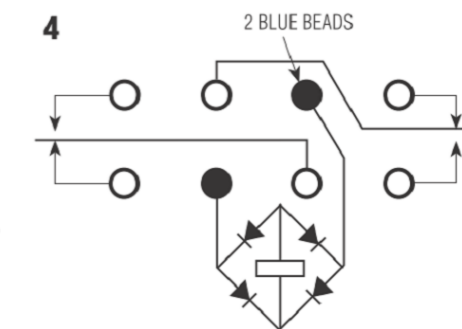
	Nom. Coil Voltage (Vdc)	Coil Resistance in Ohms ±10% @ 25°C	Pickup Voltage Vdc (Max.) @ 25°C	Pickup Voltage Vdc (Max.) @ 125°C	Drop-out Voltage Vdc (Min.) @ 25°C	Drop-out Voltage Vdc (Min.) @ -65°C	Nom. Coil Power (mW) @ 25°C	Max. Coil Voltage	Coil Desig.	Environmental
	6.0	19	3.6	4.5	0.4	0.25	1.89	9.0	AA	Temperature -55°C to +85°C
	12.0	75	7.2	9.0	0.9	0.5	1.92	16.0	AB	Vibration 20G's, 10 to 2,000Hz
	26.5	300	14.4	18.0	1.8	1.0	2.34	32.0	AC	Shock 50G's, 11ms
	48.0	1,200	29.0	36.0	3.6	2.0	1.92	52.0	AD	
	120.0	7,600	72.0	90.0	9.0	5.0	1.89	122.0	AE	
	115 Vac 400 Hz	1,200	72.0	90.0	10.0	5.0	n/a	n/a	AR	
	115 Vac 60-400 Hz	7,600	72.0	90.0	10.0	5.0	n/a	n/a	AS	
	6.0	19	3.3	4.5	0.4	0.25	1.89	9.0	BA	Temperature -65°C to +125°C
	12.0	75	6.5	9.0	0.9	0.5	1.92	16.0	BB	Vibration 20G's, 10 to 2,000Hz
	26.5	300	13.0	18.0	1.8	1.0	2.34	32.0	BC	Shock 50G's, 11ms
	48.0	1,200	26.0	36.0	3.6	2.0	1.92	52.0	BD	
	120.0	7,600	66.0	90.0	9.0	5.0	1.89	122.0	BE	
	115 Vac 400 Hz	1,200	75.0	90.0	10.0	5.0	n/a	n/a	BR	
	115 Vac 60-400 Hz	7,600	75.0	90.0	10.0	5.0	n/a	n/a	BS	
	6.0	19	3.7	5.0	0.4	0.25	1.89	9.0	CA	Temperature -65°C to +125°C
	12.0	75	7.4	10.0	0.9	0.5	1.92	16.0	CB	Vibration 30G's, 10 to 2,000Hz
	26.5	300	14.7	20.0	1.8	1.0	2.34	32.0	CC	Shock 100G's, 6ms
	48.0	1,200	29.4	40.0	3.6	2.0	1.92	52.0	CD	
	120.0	7,600	74.0	100.0	9.0	5.0	1.89	122.0	CE	
	115 Vac 400 Hz	1,200	80.0	100.0	10.0	5.0	n/a	n/a	CR	
	115 Vac 60-400 Hz	7,600	80.0	100.0	10.0	5.0	n/a	n/a	CS	



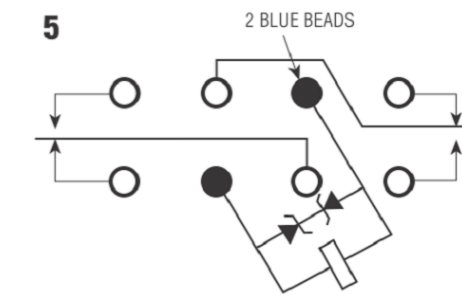
Terminal View



Terminal View

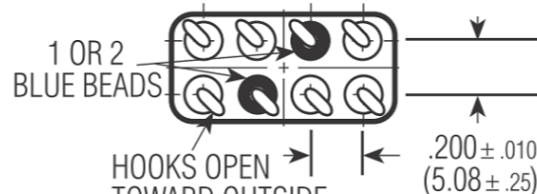
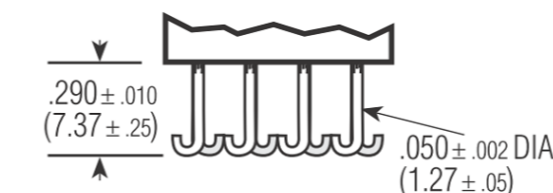


Terminal View



Terminal View

2: SOLDER FINISH



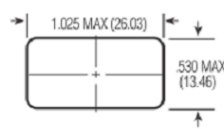
HOOKS OPEN TOWARD OUTSIDE EDGE OF HEADER

Terminals

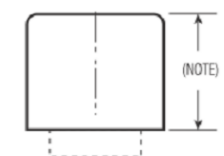
07
Two Pole 10 Amp
High Performance Relay
Qualified to
MIL-R-5757/23
MS 27245 & MS 27247

Product Facts

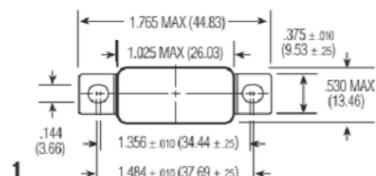
- Hermetically sealed
- Up to 10 amps switching
- High shock & vibration ratings
- Optional terminals & mounting styles
- DC, AC & diode-suppressed coils



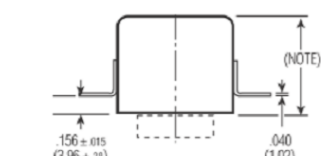
0



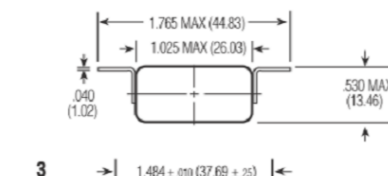
1



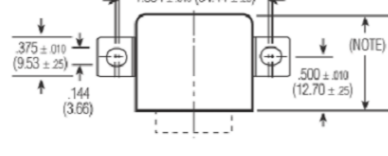
2



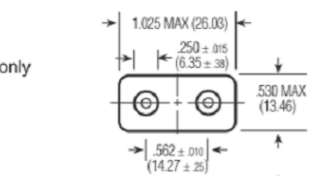
3



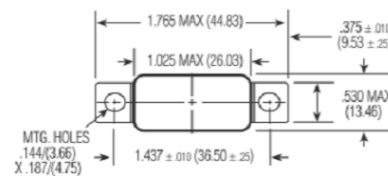
4



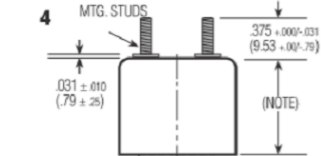
5



6



7



8

07 Mounting Styles

Specifying a Part Number Example:

Type	Rated	Mountings	Schematic	Terminals	Coil	Testing
B07	B	3	3	2	BC	1

ALL DIMENSIONS ARE IN INCHES(MM)

THIS DRAWING IS A CONTROLLED DOCUMENT.		DWN RV 30OCT2019			NAME		C-A07/B07-SERIES		
DIMENSIONS: INCHES		CHK RV 30OCT2019			APVD MB 30OCT2019		SIZE		A3
TOLERANCES UNLESS OTHERWISE SPECIFIED:		PRODUCT SPEC		CAGE CODE		DRAWING NO		RESTRICTED TO	
0 PLC ± -		APPLICATION SPEC		DRAWING NO		C-A07/B07-SERIES		-	
1 PLC ± -		WEIGHT		SCALE		SHEET		1 OF 1	
2 PLC ± -		CUSTOMER DRAWING		SCALE		SHEET		1 OF 1	
3 PLC ± -		SCALE		SHEET		1 OF 1		REV A	
4 PLC ± -		SCALE		SHEET		1 OF 1		REV A	
ANGLES ± -		SCALE		SHEET		1 OF 1		REV A	
MATERIAL		SCALE		SHEET		1 OF 1		REV A	
FINISH		SCALE		SHEET		1 OF 1		REV A	

X-ON Electronics

Largest Supplier of Electrical and Electronic Components

Click to view similar products for [Industrial Relays](#) category:

Click to view products by [TE Connectivity](#) manufacturer:

Other Similar products are found below :

[6-1617801-8](#) [6-1618107-9](#) [7-1618273-3](#) [EV250-4A-02](#) [EV250-6A-01](#) [FCA-125-CX8](#) [FCA-325-159](#) [FCA-410-138](#) [8000-S3121](#) [8-1618273-6](#)
[8-1618393-1](#) [GCA63A220VAC60HZ](#) [GCA63A277VAC60HZ](#) [GCA63A600VAC60HZ](#) [1-1672275-3](#) [1-1833005-4](#) [H-16/S1](#) [A711Z](#) [H-8C](#)
[H-8/S11](#) [H-8/S68](#) [ACC530U20](#) [ACC730U30](#) [RF303ZM4-12](#) [DH18DA](#) [1423675-8](#) [AR4-15F13-C01](#) [AR7-41F11](#) [AVR907](#) [15732A200](#)
[B07B032AC1-0329](#) [B329](#) [B490A](#) [1618279-1](#) [BHR124Y](#) [1810DDB-SX](#) [N417](#) [P30C42A12D1-120](#) [2-1617748-6](#) [2-1618375-1](#) [2-1618396-6](#)
[2-1618398-1](#) [JMAPD-5XL](#) [JMGACD-5M](#) [JMGSC-5LW](#) [JMGSCD-5L](#) [PBO-18A1218](#) [PBO-40A3040](#) [K8DSPH1200480VAC](#) [KA-3C-12A](#)