

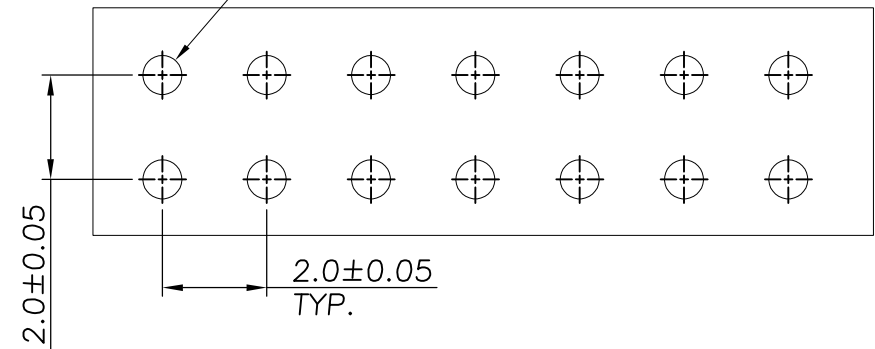
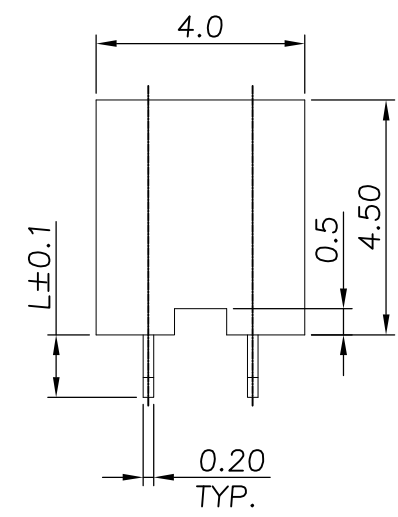
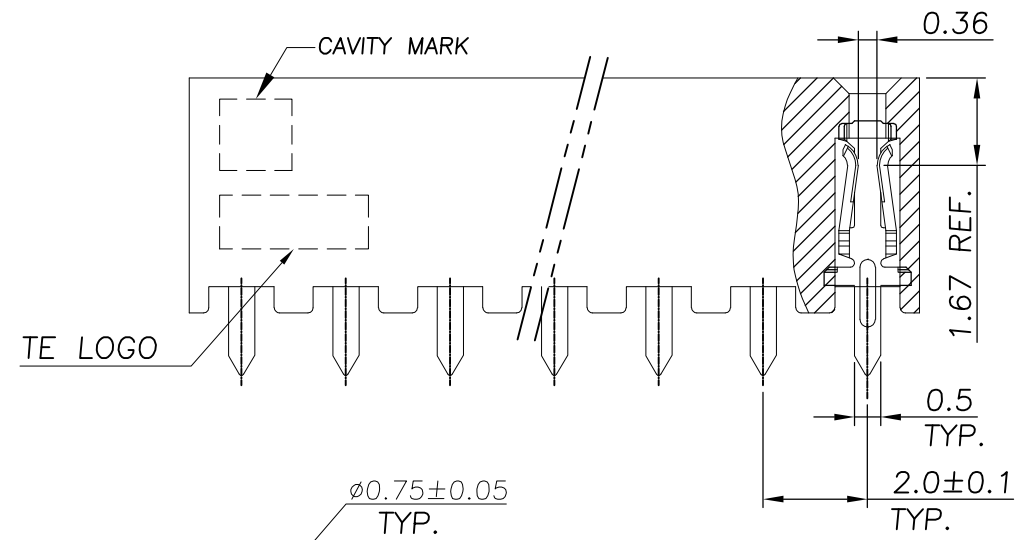
THIS DRAWING IS UNPUBLISHED
 RELEASED FOR PUBLICATION MAR , 2006.
 ALL RIGHTS RESERVED.

LOC	DIST	REVISIONS			
P	LTR	DESCRIPTION	DATE	DWN	APVD
IR	-	B	RELEASED AS PER ECR-09-017658	06AUG09	SRE PCH
		B1	ECR-10-026537	21JAN11	KK HMR

- NOTE:
- 1 MATERIAL :
HOUSING : THERMOPLASTIC, UL94V-0, BLACK COLOR.
CONTACT : PHOSPHOR BRASS, THICKNESS=0.20mm.
 - 2 FINISH:
CONTACT : GOLD PLATED (SEE TABLE) ON CONTACT AREA
80µ" MIN. MATTE TIN PLATED ON SOLDER TAILS,
50µ" MIN. NICKEL UNDERPLATED ALL OVER
 - 3 APPLICATION :
SOLDERTAIL LENGTH 2.6 FOR PCB THICKNESS 1.0 MAX.
1.2 FOR PCB THICKNESS 0.3 MAX.
 - 4. WAVE SOLDER CAPABLE TO 265°C PER TE SPEC 109-202, CONDITION B
 - 5. QUALIFICATION TEST REPORT: 501-57197



POSITION NUMBERS FOR REFERENCE ONLY
AND DO NOT APPEAR ON PART



RECOMMENDED PCB LAYOUT

OBSELETE	6	40	38	40	9	9	OBSELETE	8µ"	6	40	38	40	4	9
OBSELETE		50	48	50	9	-8				50	48	50	4	-8
OBSELETE		48	46	48	9	-7				48	46	48	4	-7
OBSELETE		46	44	46	9	-6				46	44	46	4	-6
OBSELETE		44	42	44	9	-5				44	42	44	4	-5
OBSELETE		42	40	42	9	-4				42	40	42	4	-4
OBSELETE		40	38	40	9	-3				40	38	40	4	-3
OBSELETE		38	36	38	9	-2				38	36	38	4	-2
OBSELETE		36	34	36	9	-1				36	34	36	4	-1
OBSELETE		34	32	34	9	0				34	32	34	4	0
OBSELETE		32	30	32	8	-9				32	30	32	3	-9
OBSELETE		30	28	30	8	-8				30	28	30	3	-8
OBSELETE		28	26	28	8	-7				28	26	28	3	-7
OBSELETE		26	24	26	8	-6				26	24	26	3	-6
OBSELETE		24	22	24	8	-5				24	22	24	3	-5
OBSELETE		22	20	22	8	-4				22	20	22	3	-4
OBSELETE		20	18	20	8	-3				20	18	20	3	-3
OBSELETE		18	16	18	8	-2				18	16	18	3	-2
OBSELETE		16	14	16	8	-1				16	14	16	3	-1
OBSELETE		14	12	14	8	0				14	12	14	3	0
OBSELETE		12	10	12	7	-9				12	10	12	2	-9
OBSELETE		10	8	10	7	-8				10	8	10	2	-8
OBSELETE		8	6	8	7	-7				8	6	8	2	-7
OBSELETE		6	4	6	7	-6				6	4	6	2	-6
OBSELETE		4	2	4	7	-5				4	2	4	2	-5
OBSELETE		50	48	50	7	-4				50	48	50	2	-4
OBSELETE		48	46	48	7	-3				48	46	48	2	-3
OBSELETE		46	44	46	7	-2				46	44	46	2	-2
OBSELETE		44	42	44	7	-1				44	42	44	2	-1
OBSELETE		42	40	42	7	0				42	40	42	2	0
OBSELETE		40	38	40	6	9				40	38	40	1	9
OBSELETE		38	36	38	6	8				38	36	38	1	8
OBSELETE		36	34	36	6	7				36	34	36	1	7
OBSELETE		34	32	34	6	6				34	32	34	1	6
OBSELETE		32	30	32	6	5				32	30	32	1	5
OBSELETE		30	28	30	6	4				30	28	30	1	4
OBSELETE		28	26	28	6	3				28	26	28	1	3
OBSELETE		26	24	26	6	2				26	24	26	1	2
OBSELETE		24	22	24	6	1				24	22	24	1	1
OBSELETE		22	20	22	6	0				22	20	22	1	0
OBSELETE		20	18	20	5	9				20	18	20		9
OBSELETE		18	16	18	5	8				18	16	18		8
OBSELETE		16	14	16	5	7				16	14	16		7
OBSELETE		14	12	14	5	6				14	12	14		6
OBSELETE		12	10	12	5	5				12	10	12		5
OBSELETE		10	8	10	5	4				10	8	10		4
OBSELETE		8	6	8	5	3				8	6	8		3
OBSELETE		6	4	6	5	2				6	4	6		2
OBSELETE		4	2	4	5	1				4	2	4		1

THIS DRAWING IS A CONTROLLED DOCUMENT.

DIMENSIONS: mm	TOLERANCES UNLESS OTHERWISE SPECIFIED: 0 PLC ± - 1 PLC ± 0.15 2 PLC ± 0.10 3 PLC ± 0.05 4 PLC ± - ANGLES ± 3'	DWN O.HU 23-MAR-2006	 TE Connectivity AMPMODU 2.0mm PITCH, REC CONN, VERTICAL, MOUNT TYPE
		CHK S.HDU 23-MAR-2006	
		APVD W.J.KE 23-MAR-2006	
		NAME	
		PRODUCT SPEC 108-57197	RESTRICTED TO
MATERIAL 1	FINISH 2	APPLICATION SPEC -	SIZE A3
		WEIGHT -	CAGE CODE -
		CUSTOMER DRAWING	DRAWING NO C-1734506
			SCALE 1:1
			SHEET 1 OF 2
			REV B1

THIS DRAWING IS UNPUBLISHED
 © COPYRIGHT 2009 By -
 ALL RIGHTS RESERVED.

RELEASED FOR PUBLICATION
 MAR , 2006.

LOC	DIST	REVISIONS			
P	LTR	DESCRIPTION	DATE	DWN	APVD
IR	-	SEE SHEET 1	-	-	-



OBSOLETE	"L"	Pcs/Carton	Pcs/Inner Carton	Pcs/BOX	POS.	PART NUMBER
OBSOLETE	5040	1260	105	40	9	9
OBSOLETE	4320	1080	90	50	9	8
OBSOLETE	4320	1080	90	48	9	7
OBSOLETE	4320	1080	90	46	9	6
OBSOLETE	4320	1080	90	44	9	5
OBSOLETE	5040	1260	105	42	9	4
OBSOLETE	5040	1260	105	40	9	3
OBSOLETE	5040	1260	105	38	9	2
OBSOLETE	5760	1440	120	36	9	1
OBSOLETE	5760	1440	120	34	9	0
OBSOLETE	6480	1620	135	32	8	9
OBSOLETE	7200	1800	150	30	8	8
OBSOLETE	7200	1800	150	28	8	7
OBSOLETE	7920	1980	165	26	8	6
OBSOLETE	8640	2160	180	24	8	5
OBSOLETE	9360	2340	195	22	8	4
OBSOLETE	10080	2520	210	20	8	3
OBSOLETE	11520	2880	240	18	8	2
OBSOLETE	12960	3240	270	16	8	1
OBSOLETE	15120	3780	315	14	8	0
OBSOLETE	17280	4320	360	12	7	9
OBSOLETE	20880	5220	435	10	7	8
OBSOLETE	26640	6660	555	8	7	7
OBSOLETE	35280	8820	735	6	7	6
OBSOLETE	51840	12960	1080	4	7	1734506-5
OBSOLETE	4320	1080	90	50	7	4
OBSOLETE	4320	1080	90	48	7	3
OBSOLETE	4320	1080	90	46	7	2
OBSOLETE	4320	1080	90	44	7	1
OBSOLETE	5040	1260	105	42	7	0
OBSOLETE	5040	1260	105	40	6	9
OBSOLETE	5040	1260	105	38	6	8
OBSOLETE	5760	1440	120	36	6	7
OBSOLETE	5760	1440	120	34	6	6
OBSOLETE	6480	1620	135	32	6	5
OBSOLETE	7200	1800	150	30	6	4
OBSOLETE	7200	1800	150	28	6	3
OBSOLETE	7920	1980	165	26	6	2
OBSOLETE	8640	2160	180	24	6	1
OBSOLETE	9360	2340	195	22	6	0
OBSOLETE	10080	2520	210	20	5	9
OBSOLETE	11520	2880	240	18	5	8
OBSOLETE	12960	3240	270	16	5	7
OBSOLETE	15120	3780	315	14	5	6
OBSOLETE	17280	4320	360	12	5	5
OBSOLETE	20880	5220	435	10	5	4
OBSOLETE	26640	6660	555	8	5	3
OBSOLETE	35280	8820	735	6	5	2
OBSOLETE	51840	12960	1080	4	5	1734506-1

OBSOLETE	"L"	Pcs/Carton	Pcs/Inner Carton	Pcs/BOX	POS.	PART NUMBER
OBSOLETE	5040	1260	105	40	4	9
OBSOLETE	4320	1080	90	50	4	8
OBSOLETE	4320	1080	90	48	4	7
OBSOLETE	4320	1080	90	46	4	6
OBSOLETE	4320	1080	90	44	4	5
OBSOLETE	5040	1260	105	42	4	4
OBSOLETE	5040	1260	105	40	4	3
OBSOLETE	5040	1260	105	38	4	2
OBSOLETE	5760	1440	120	36	4	1
OBSOLETE	5760	1440	120	34	4	0
OBSOLETE	6480	1620	135	32	3	9
OBSOLETE	7200	1800	150	30	3	8
OBSOLETE	7200	1800	150	28	3	7
OBSOLETE	7920	1980	165	26	3	6
OBSOLETE	8640	2160	180	24	3	5
OBSOLETE	9360	2340	195	22	3	4
OBSOLETE	10080	2520	210	20	3	3
OBSOLETE	11520	2880	240	18	3	2
OBSOLETE	12960	3240	270	16	3	1
OBSOLETE	15120	3780	315	14	3	0
OBSOLETE	17280	4320	360	12	2	9
OBSOLETE	20880	5220	435	10	2	8
OBSOLETE	26640	6660	555	8	2	7
OBSOLETE	35280	8820	735	6	2	6
OBSOLETE	51840	12960	1080	4	2	1734506-5
OBSOLETE	4320	1080	90	50	2	4
OBSOLETE	4320	1080	90	48	2	3
OBSOLETE	4320	1080	90	46	2	2
OBSOLETE	4320	1080	90	44	2	1
OBSOLETE	5040	1260	105	42	2	0
OBSOLETE	5040	1260	105	40	1	9
OBSOLETE	5040	1260	105	38	1	8
OBSOLETE	5760	1440	120	36	1	7
OBSOLETE	5760	1440	120	34	1	6
OBSOLETE	6480	1620	135	32	1	5
OBSOLETE	7200	1800	150	30	1	4
OBSOLETE	7200	1800	150	28	1	3
OBSOLETE	7920	1980	165	26	1	2
OBSOLETE	8640	2160	180	24	1	1
OBSOLETE	9360	2340	195	22	1	0
OBSOLETE	10080	2520	210	20	1	9
OBSOLETE	11520	2880	240	18	1	8
OBSOLETE	12960	3240	270	16	1	7
OBSOLETE	15120	3780	315	14	1	6
OBSOLETE	17280	4320	360	12	1	5
OBSOLETE	20880	5220	435	10	1	4
OBSOLETE	26640	6660	555	8	1	3
OBSOLETE	35280	8820	735	6	1	2
OBSOLETE	51840	12960	1080	4	1	1734506-1

THIS DRAWING IS A CONTROLLED DOCUMENT.		DWN O.HU 23-MAR-2006	TE Connectivity AMPMODU 2.0mm PITCH,REC CONN,VERTICAL,MOUNT TYPE	
DIMENSIONS: mm		CHK S.HDU 23-MAR-2006		
TOLERANCES UNLESS OTHERWISE SPECIFIED:		APVD W.J.KE 23-MAR-2006	NAME	
0 PLC ± - 1 PLC ± 0.15 2 PLC ± 0.10 3 PLC ± 0.05 4 PLC ± - ANGLES ± 3'		PRODUCT SPEC 108-57197	RESTRICTED TO	
MATERIAL SEE SHEET 1		FINISH SEE SHEET 1	SIZE A3	CAGE CODE -
WEIGHT -		APPLICATION SPEC	DRAWING NO C-1734506	SCALE 1:1
CUSTOMER DRAWING		SHEET 2 OF 2		REV B1

X-ON Electronics

Largest Supplier of Electrical and Electronic Components

Click to view similar products for [Board to Board & Mezzanine Connectors](#) category:

Click to view products by [TE Connectivity](#) manufacturer:

Other Similar products are found below :

[589158040000018](#) [MDF7C-18P-2.54DSA\(55\)](#) [FCN-230C068-11](#) [FCN-268F012-G/BD](#) [FCN-268F036-G/BD](#) [FCN-268M012-G/0D](#) [FCN-268M024-G/1D](#) [FCN-723J004/1](#) [MIS-048-01-F-D-DP-K](#) [832-10-034-10-001000](#) [FX4C-80S-1.27DSA](#) [FCN-214Q030-G/0](#) [FCN-234P048-G/0](#) [FCN-235D050-G/C](#) [210-93-314-41-105000](#) [2-22603-0](#) [MDF7-40DP-2.54DSA\(55\)](#) [AXG720047](#) [5031084030](#) [MIT-114-03-F-D-K](#) [55323-1519](#) [DF33-2P-3.3DSA\(24\)](#) [YFT-20-05-H-03-SB-K](#) [503308-3040](#) [026-6203-PDB](#) [027-6203-PDB](#) [069159702701000](#) [10123981-102LF](#) [101A10019X](#) [55650-0588-C](#) [68682-310LF](#) [68684-306](#) [75140-7012](#) [87471-650](#) [194261-1](#) [FCN-268F024-G0D](#) [10124054-515LF](#) [68685-603](#) [8-1616154-3](#) [MIS-019-01-F-D](#) [FCN-268M024-G/3D](#) [20021832-06016C1LF](#) [KX15-20KLDL-E1000E](#) [MDF7-16DP-2.54DSA\(55\)](#) [AXE810124](#) [FCN-214J100-G/0](#) [FCN-230C068-E/S](#) [AXE812124](#) [AXE816124](#) [AXE720127](#)