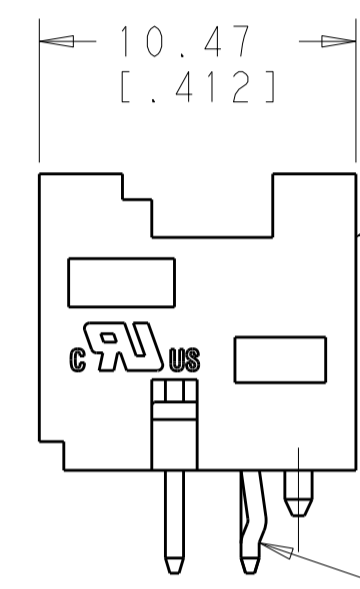
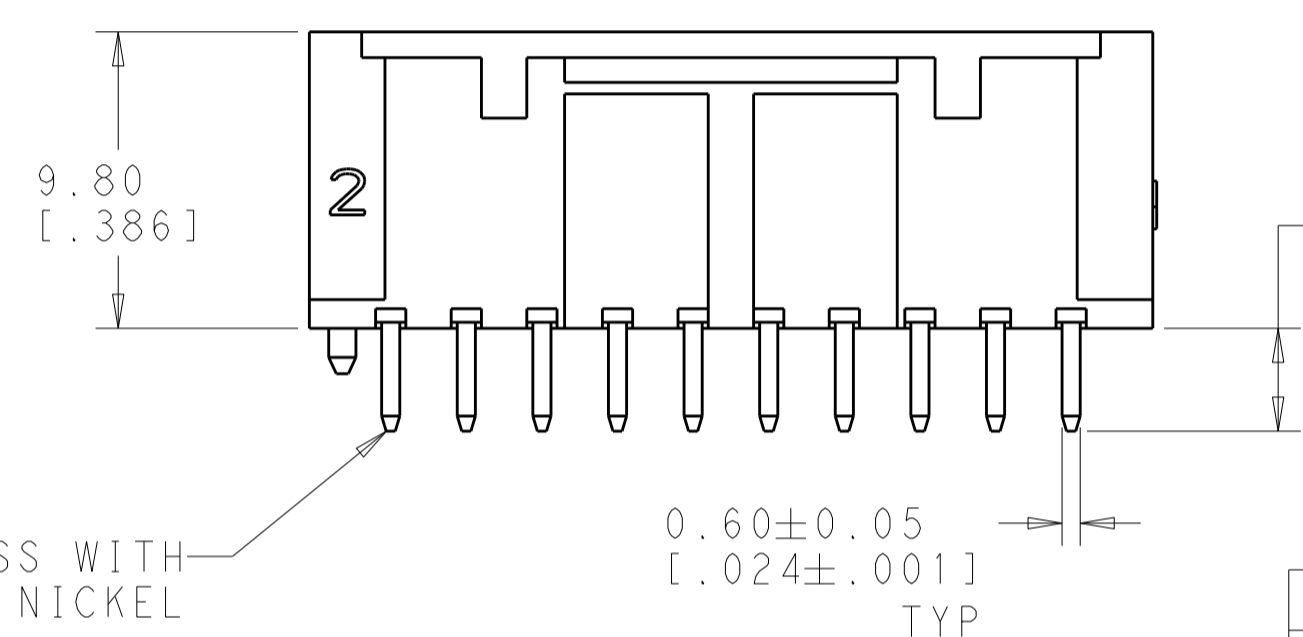
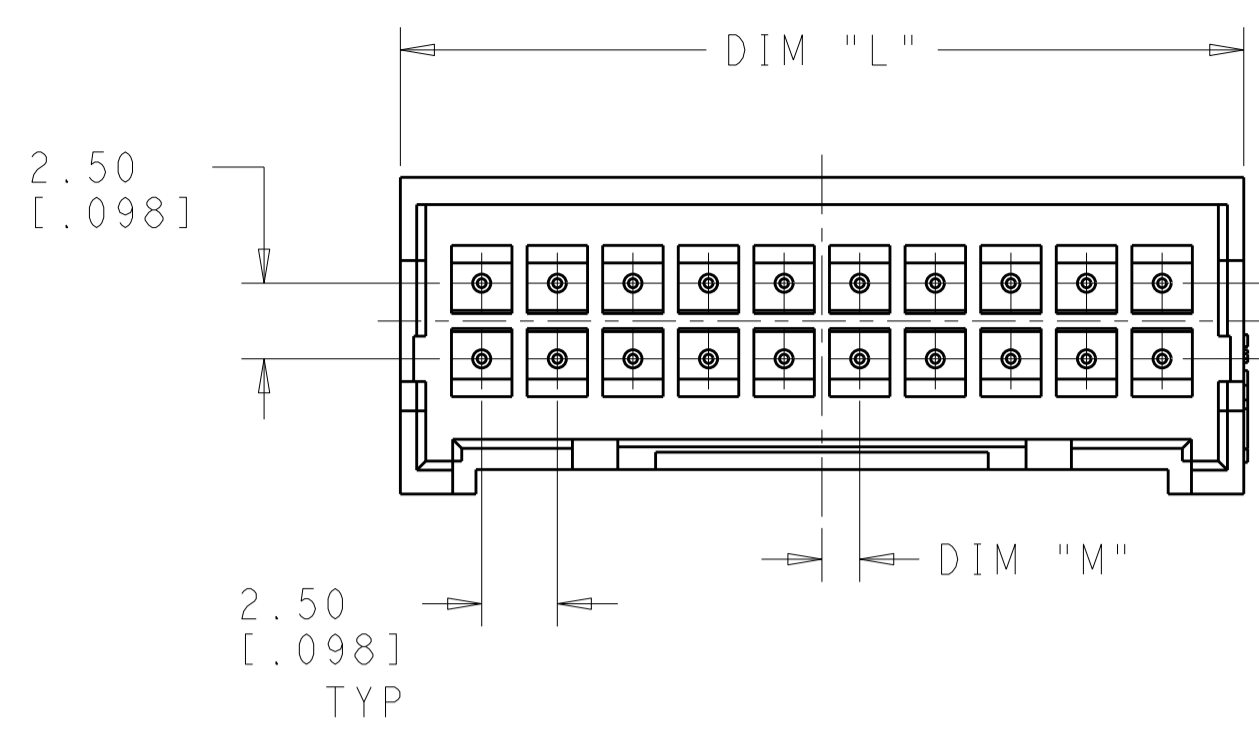


THIS DRAWING IS UNPUBLISHED. RELEASED FOR PUBLICATION 20
 © COPYRIGHT 20 BY - ALL RIGHTS RESERVED.

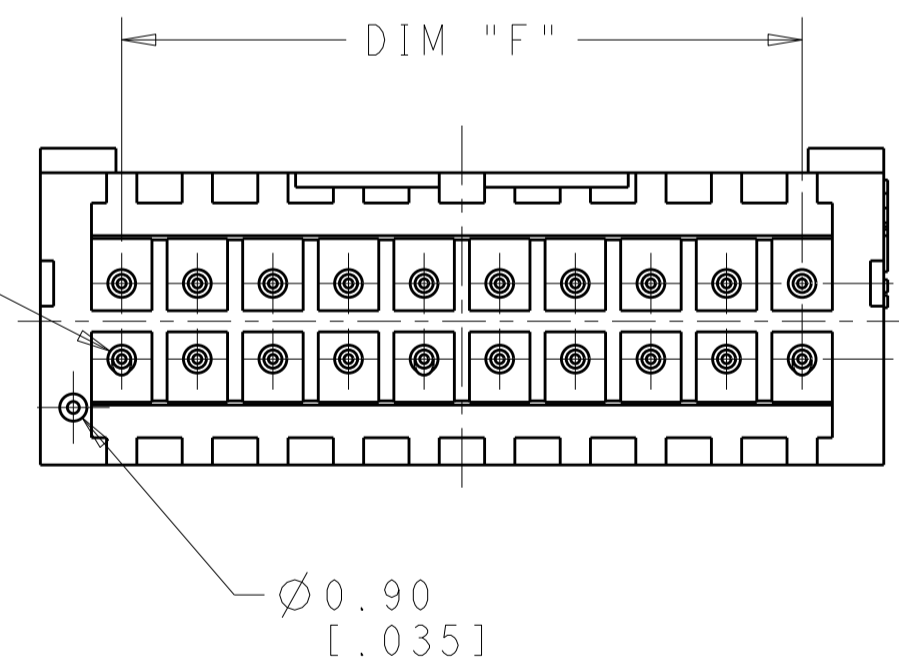
REVISIONS					
P	LTR	DESCRIPTION	DATE	DWN	APVD
B		REVISED PER ECR-16-008945	21NOV2016	BW	RS



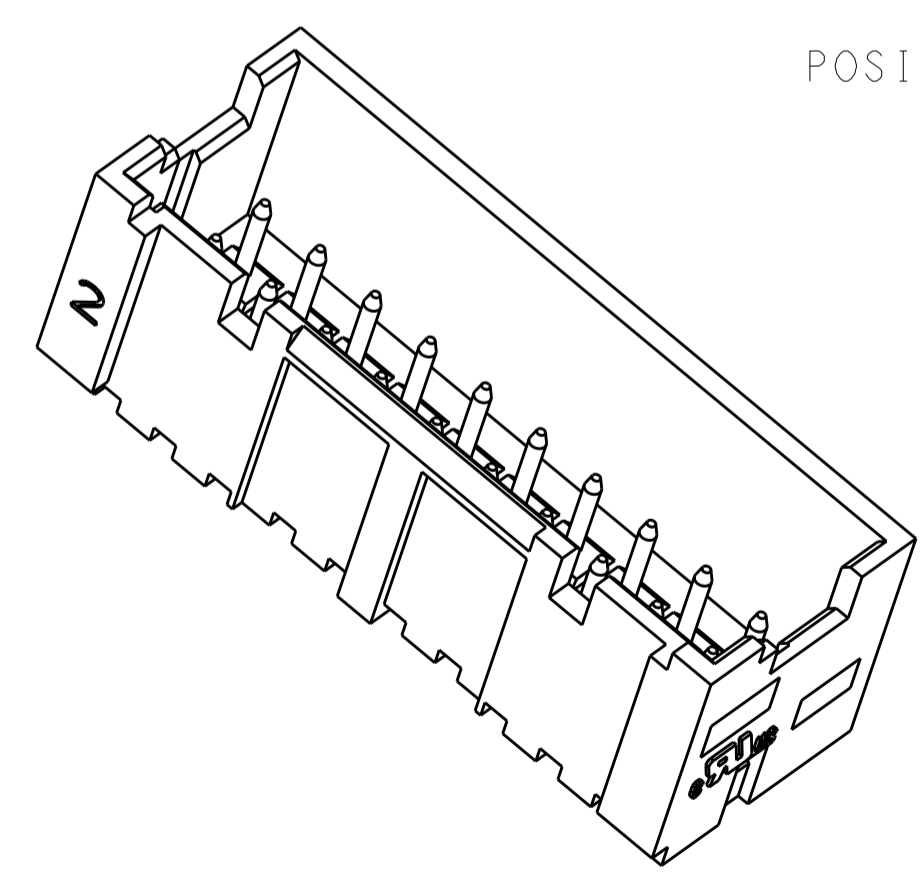
HEADER HOUSING
 NYLON 66, UL94V-0, WHITE

KINKED PIN, SEE SHEET 2
 FOR PIN LOCATIONS

PIN, BRASS WITH
 TIN PLATING OVER NICKEL



POSITION #1



1.25 [.049]	2	47.50 [1.870]	52.89 [2.083]	40	4-1969543-0
0.00	2	45.00 [1.772]	50.39 [1.985]	38	3-1969543-8
1.25 [.049]	2	42.50 [1.673]	47.89 [1.886]	36	3-1969543-6
0.00	2	40.00 [1.575]	45.39 [1.788]	34	3-1969543-4
1.25 [.049]	2	37.50 [1.477]	42.89 [1.689]	32	3-1969543-2
0.00	2	35.00 [1.378]	40.39 [1.591]	30	3-1969543-0
1.25 [.049]	2	32.50 [1.280]	37.89 [1.492]	28	2-1969543-8
0.00	2	30.00 [1.181]	35.39 [1.394]	26	2-1969543-6
1.25 [.049]	2	27.50 [1.083]	32.89 [1.295]	24	2-1969543-4
0.00	2	25.00 [.984]	30.39 [1.197]	22	2-1969543-2
1.25 [.049]	2	22.50 [.886]	27.89 [1.098]	20	2-1969543-0
0.00	2	20.00 [.787]	25.39 [1.000]	18	1-1969543-8
1.25 [.049]	1	17.50 [.689]	22.89 [.901]	16	1-1969543-6
0.00	1	15.00 [.590]	20.39 [.803]	14	1-1969543-4
1.25 [.049]	1	12.50 [.492]	17.89 [.704]	12	1-1969543-2
0.00	1	10.00 [.394]	15.39 [.606]	10	1-1969543-0
1.25 [.049]	1	7.50 [.295]	12.89 [.507]	8	1969543-8
DIM "M"	NO. OF LATCH CUT-OUTS	DIM "F"	DIM "L"	NO. OF POSITIONS	PART NO.

THIS DRAWING IS A CONTROLLED DOCUMENT.

DWN: JR RUTH 31AUG2012
 CHK: KURT RANDOLPH 31AUG2012
 APVD: SAM MACF 31AUG2012

STE TE Connectivity

NAME: ASSEMBLY, PIN HEADER, EP 2.5, DUAL ROW

PRODUCT SPEC: 108-2418
 APPLICATION SPEC: 114-13315

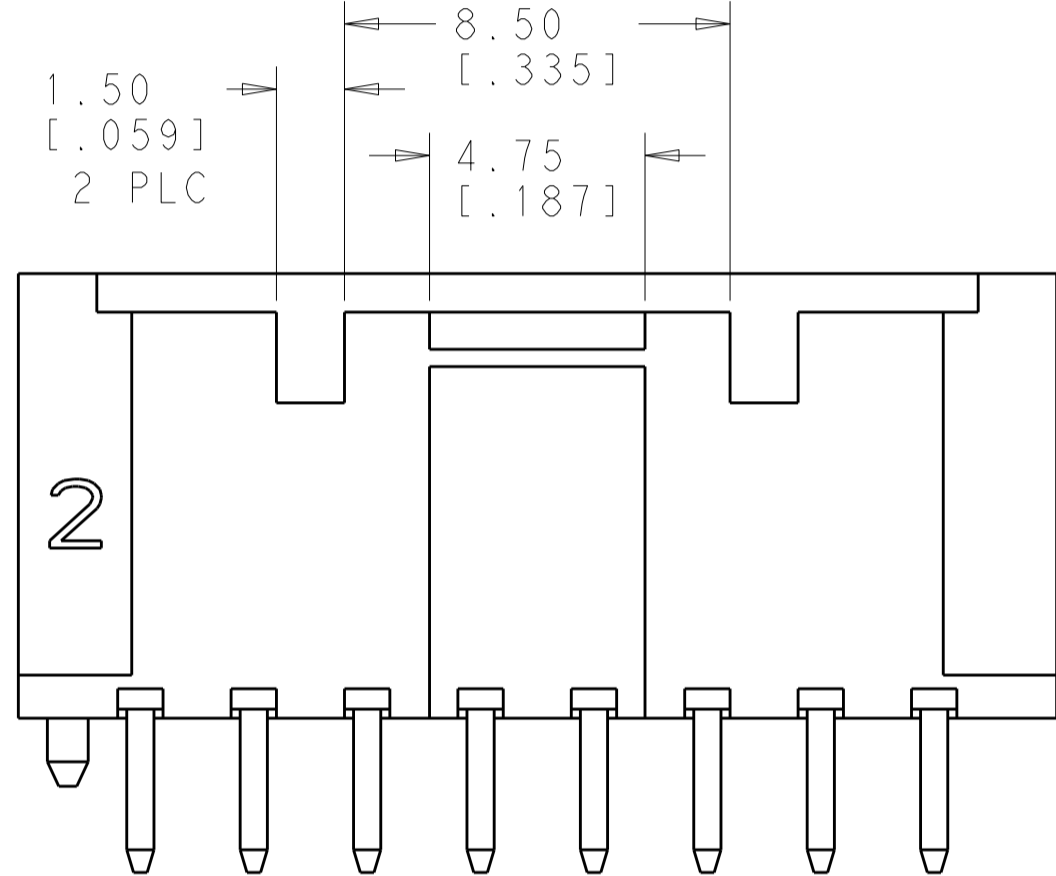
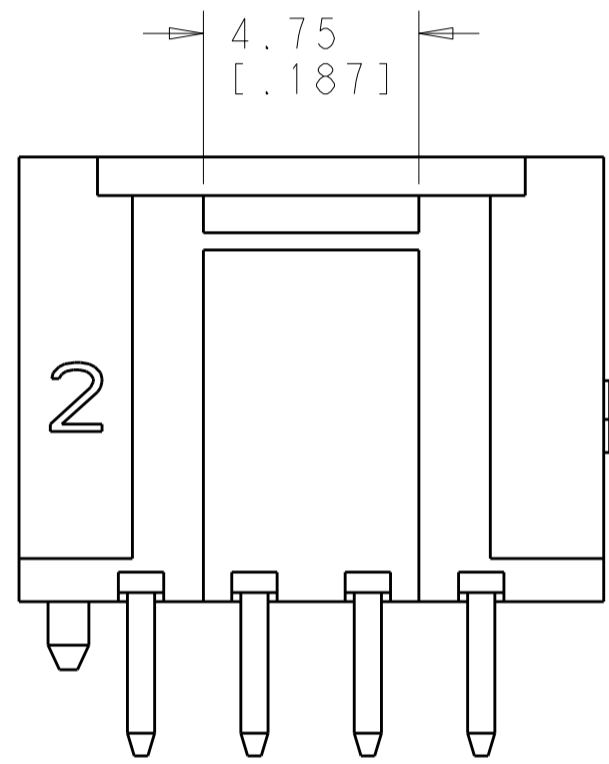
SIZE: A2 CAGE CODE: 00779 DRAWING NO: 1969543 RESTRICTED TO: -

MATERIAL: SEE NOTES TOLERANCES UNLESS OTHERWISE SPECIFIED: SEE NOTES

Customer Drawing SCALE: 4:1 SHEET 1 OF 2 REV B

THIS DRAWING IS UNPUBLISHED. RELEASED FOR PUBLICATION 20
 © COPYRIGHT 20 BY - ALL RIGHTS RESERVED.

LOC	DIST	REVISIONS			
P	LTR	DESCRIPTION	DATE	DWN	APVD
AF	50	-	SEE SHEET 1	-	-

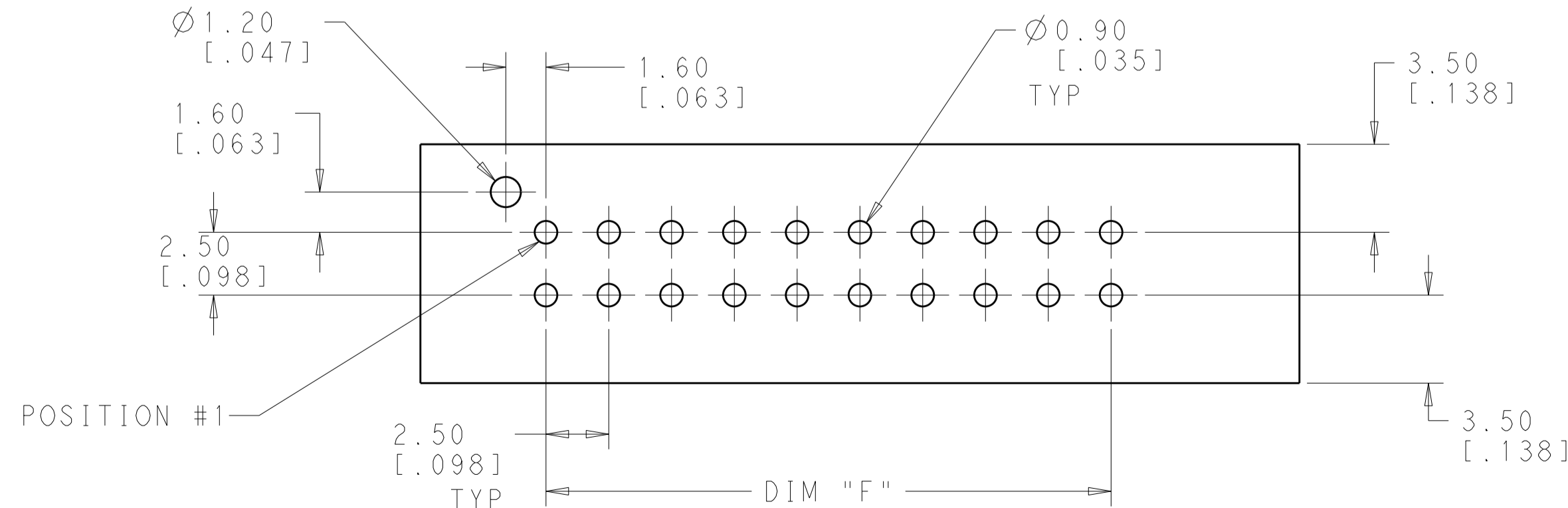


SINGLE LATCH DETAIL
 1969543-8 SHOWN HERE
 THESE DIM'S ARE FOR THE
 1969543-8 AND 1-1969543-0

SINGLE LATCH DETAIL
 1-1969543-6 SHOWN ON HERE
 THESE DIM'S ARE FOR THE
 1-1969543-2 THRU -16



KINKED PIN CHART



RECOMMENDED PCB LAYOUT

THIS DRAWING IS A CONTROLLED DOCUMENT.		DWN JR RUTH 31AUG2012	TE Connectivity	
DIMENSIONS: mm [INCHES]		CHK KURT RANDOLPH 31AUG2012		
TOLERANCES UNLESS OTHERWISE SPECIFIED:		APVD SAM MACE 31AUG2012	NAME ASSEMBLY, PIN HEADER, EP 2.5, DUAL ROW	
0 PLC ±		PRODUCT SPEC 108-2418	SIZE CAGE CODE DRAWING NO	
1 PLC ±		APPLICATION SPEC 114-13315	RESTRICTED TO	
2 PLC ±0.25 [.010]		WEIGHT -	A200779C-1969543	
3 PLC ±		Customer Drawing	SCALE 4:1 SHEET 2 OF 2 REV B	
4 PLC ±				
ANGLES ±				
FINISH ±				
SEE NOTES		SEE NOTES		

X-ON Electronics

Largest Supplier of Electrical and Electronic Components

Click to view similar products for [Headers & Wire Housings](#) category:

Click to view products by [TE Connectivity](#) manufacturer:

Other Similar products are found below :

[892-18-020-10-001101](#) [58102-G61-06LF](#) [582553-1](#) [0009485154](#) [009176003701906](#) [0050291907](#) [LY20-4P-DT1-P1E-BR](#) [02.125.8002.8](#)
[609-3404](#) [61062-3](#) [61082-181009](#) [622-3653LF](#) [63453-116](#) [636-1030](#) [636-1427](#) [636-3427](#) [636-4007](#) [641938-9](#) [641991-4](#) [644827-2](#) [65817-010LF](#) [65817-015LF](#) [65863-015LF](#) [66207-023LF](#) [67095-007LF](#) [67601157](#) [68645-018](#) [68648-049](#) [70.362.1628.0](#) [70-4210](#) [70-4226B](#) [70-4853B](#) [707-5020](#) [707-5028](#) [71.350.2428.0](#) [71918-208LF](#) [71961-016LF](#) [733-134](#) [733-162](#) [754199-000](#) [760-3052](#) [787-8014-00](#) [79531-3000](#)
[FCN-360C032-B](#) [FCN-367T-T012/H](#) [FCN-723D010/2](#) [80.063.4001.1](#) [800-90-001-10-001000](#) [800-90-010-10-002000](#) [801-43-002-10-013000](#)