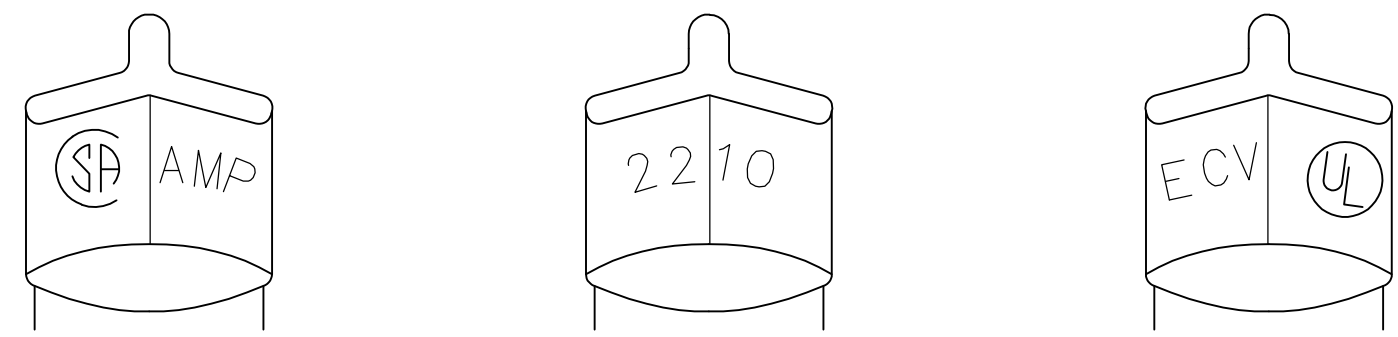


THIS DRAWING IS UNPUBLISHED. RELEASED FOR PUBLICATION
 © COPYRIGHT - By - ALL RIGHTS RESERVED.

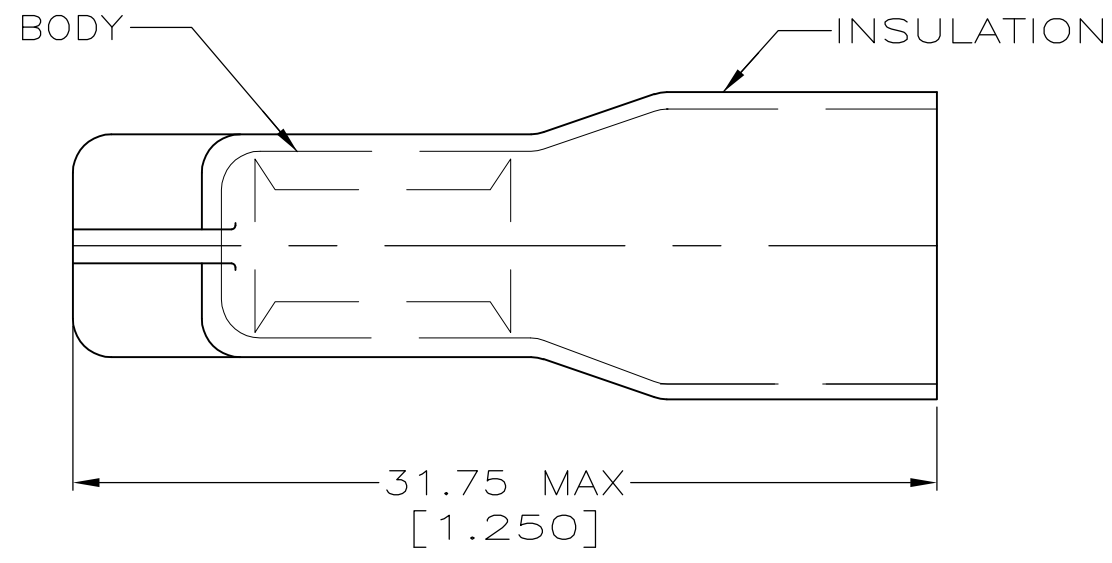
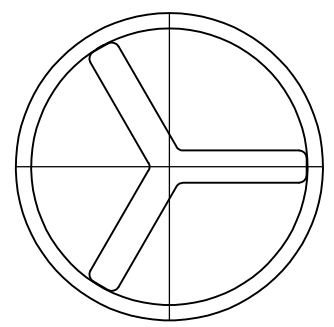
| LOC | DIST | REVISIONS | | | | | |
|-----|------|-----------|-----|---------------------------|---------|-----|------|
| | | P | LTR | DESCRIPTION | DATE | DWN | APVD |
| G | 14 | | Y1 | REVISED PER ECO-11-004917 | 11MAR11 | RK | HMR |



STAMPING DETAIL

- △ 1 FOR 9.14 [.360] MAX WIRE INSULATION DIA
- △ 2 MATERIAL: BODY; COPPER PER ASTM B152 INSULATION; PVC COLOR; PURPLE
- △ 3 FINISH: BODY; TIN PL. PER ASTM B545

| | | |
|--------------------------------|--------------------------------|--------------------------------|
| AMP WIRE RANGE | Listed | LR7189 Certified |
| 22-10 AWG SOLID OR STRANDED | 22-10 AWG SOLID OR STRANDED | 22-10 AWG SOLID OR STRANDED |



| QTY | DESCRIPTION | PART NO |
|------|--------------|------------|
| 100 | LOOSE PC,BOX | 8-321519-1 |
| 1500 | TAPE MOUNTED | 2-321519-2 |
| - | LOOSE PIECE | 321519 |

| | | | | | | | | | |
|--|---|--|--|--|---|----------------------------------|--------------------|------------------------|--------------------|
| AMP INCORPORATED CUSTOMER SERVICE SYSTEMS | | MAX RECOMMENDED OPERATING TEMPERATURE: 105° C MAX | THIS DRAWING IS A CONTROLLED DOCUMENT. | | DWN G KRUPER 1/93 CHK R HERSEY 1/93 APVD M ELLIS 1/93 | TE Connectivity | | | |
| FOR ADDITIONAL PRODUCT INFORMATION OR COPIES OF DRAWINGS AND TECHNICAL DOCUMENTS PRODUCT INFORMATION CENTER 1-800-522-6752 | FOR APPLICATION TOOLING ASSISTANCE CENTER TOOLING INFORMATION 1-800-722-1111 | VOLTAGE RATING: 600V MAX (BUILDING & WIRING) 1000V MAX (FIXTURES & SIGNS) | DIMENSIONS: INCHES | TOLERANCES UNLESS OTHERWISE SPECIFIED: 0 PLC ± - 1 PLC ± - 2 PLC ± 0.20[.008] 3 PLC ± - 4 PLC ± - ANGLES ± - | PRODUCT SPEC - APPLICATION SPEC - | NAME SPLICE, WIRE, CLOSED END | | | |
| FOR ORDER ENTRY 1-800-526-5142 | THIS DRAWING IS A CONTROLLED DOCUMENT FOR AMP INCORPORATED. IT IS SUBJECT TO CHANGE AND THE CONTROLLING ENGINEERING ORGANIZATION SHOULD BE CONTACTED FOR THE LATEST REVISION. | CIRCULAR MIL AREA: 1.65-6.59mm ² [3248-13000] SOLID OR STRANDED | MATERIAL △ 2 | FINISH △ 3 | WEIGHT - | SIZE A3 | CAGE CODE 00779 | DRAWING NO C-321519 | RESTRICTED TO - |
| CUSTOMER DRAWING | | | | | SCALE 4:1 | SHEET 1 OF 1 | REV Y1 | | |

X-ON Electronics

Largest Supplier of Electrical and Electronic Components

Click to view similar products for [Terminals](#) category:

Click to view products by [TE Connectivity](#) manufacturer:

Other Similar products are found below :

[00-054007-01074-6](#) [00-054007-70206-1](#) [00-054007-70210-8](#) [00-054007-70217-7](#) [00-054007-70226-9](#) [00-054007-70228-3](#) [00-054007-70248-1](#) [00-054007-70256-6](#) [00-054007-70301-3](#) [00-054007-70316-7](#) [00-054007-49560-4](#) [00-054007-70209-2](#) [00-054007-70225-2](#) [00-054007-70227-6](#) [00-054007-70231-3](#) [00-054007-70241-2](#) [00-054007-70242-9](#) [00-054007-70244-3](#) [00-054007-70246-7](#) [00-054007-70263-4](#) [00-054007-70288-7](#) [00-054007-70290-0](#) [00-054007-70300-6](#) [00-054007-70304-4](#) [01-2065-1-0216](#) [01-2900-1-04412](#) [00581P0075](#) [600TS-10](#) [60205-1](#) [604200-1](#) [605601-1](#) [60598-1-CUT-TAPE](#) [61314-6-C](#) [61810-3](#) [61-S](#) [61-SN](#) [626-0194](#) [62-NBM-A](#) [62-SN](#) [62-SP](#) [63-S](#) [640179-1](#) [M55155/059I03](#) [M55155/079C01](#) [M55155/099H02](#) [M55155/109H01](#) [M55155/109H02](#) [M55155/12XH05](#) [M55155/16XH02](#) [M55155/29-5S](#)