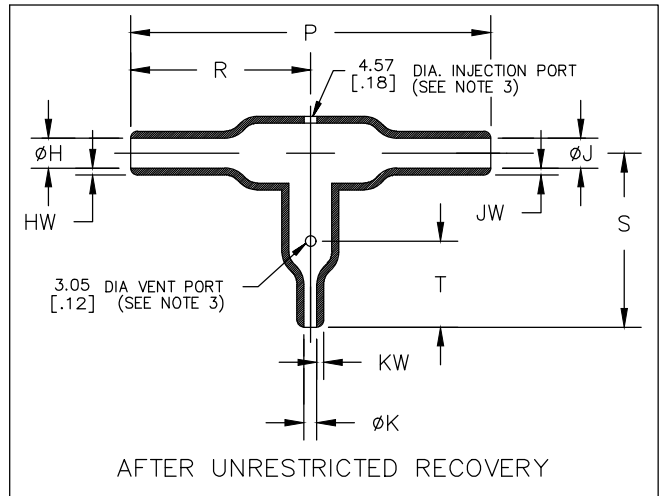
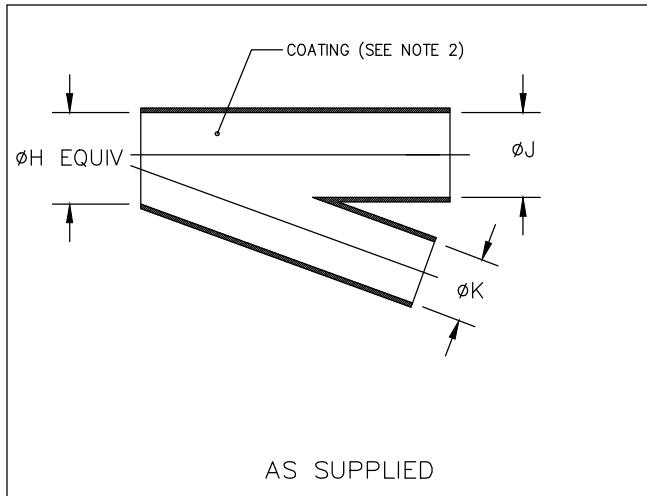


REVISIONS					
P	LTR	DESCRIPTION	DATE	DWN	APVD
	T	PRODUCTION ISSUE	29JAN2019	PNT	MT



PART NUMBER	H & J		K		P	R	S	T	HW & JW	KW
	Min	Max	Min	Max	$\pm 10\%$	$\pm 10\%$	$\pm 10\%$	$\pm 10\%$	$\pm 20\%$	$\pm 20\%$
	a	b	a	b	b	b	b	b	b	b
322A112	13.2 [.52]	5.8 [.23]	6.6 [.26]	3.0 [.12]	52.3 [2.06]	26.2 [1.03]	19.3 [.76]	N/A	1.52 [.06]	1.02 [.04]
322A123	26.9 [1.06]	12.4 [.49]	6.6 [.26]	3.0 [.12]	83.3 [3.28]	41.7 [1.64]	27.2 [1.07]	10.7 [.42]	2.54 [.10]	1.02 [.04]
322A134	26.9 [1.06]	12.7 [.50]	13.2 [.52]	5.8 [.23]	107.7 [4.24]	53.8 [2.12]	38.6 [1.52]	20.3 [.80]	2.54 [.10]	1.52 [.06]
322A148	55.6 [2.19]	25.4 [1.00]	13.2 [.52]	5.8 [.23]	180.6 [7.11]	90.4 [3.56]	57.4 [2.26]	25.4 [1.00]	4.57 [.18]	1.52 [.06]
322A158	55.6 [2.19]	25.4 [1.00]	26.9 [1.06]	12.4 [.49]	222.3 [8.75]	111.3 [4.38]	77.7 [3.06]	38.1 [1.50]	4.57 [.18]	2.54 [.10]

RELEASED FOR PUBLICATION

ALL RIGHTS RESERVED.

© COPYRIGHT - TE Connectivity Ltd.

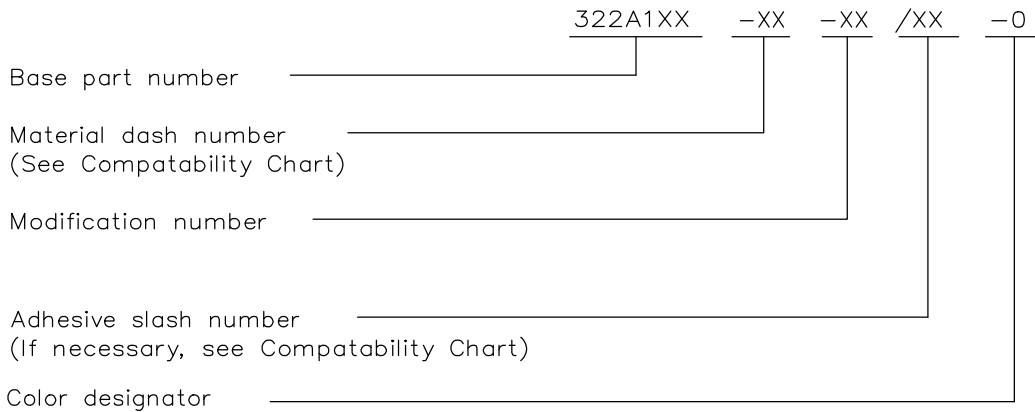
THIS DRAWING IS UNPUBLISHED.

DIMENSIONS: mm [INCHES]	DWN	29JAN2019	MATERIAL	SEE SHEET 2	FINISH	-
	CHK	29JAN2019	TE Connectivity Ltd.			
TOLERANCES UNLESS OTHERWISE SPECIFIED:	APVD	29JAN2019				
0 PLC $\pm -$	PRODUCT SPEC	-				
1 PLC $\pm -$	APPLICATION SPEC	-				
2 PLC $\pm -$	NAME	TRANSITION, 90 DEG. SIDE BREAKOUT				
3 PLC $\pm -$	SIZE	A4	CAGE CODE	00779	DRAWING NO	322A112-XX-0THRU158-XX-0
4 PLC $\pm -$	RESTRICTED TO	-				
ANGLES $\pm -$	WEIGHT	-				
	CUSTOMER DRAWING					
	SCALE	DNS	SHEET	1 OF 2	REV	T

REVISIONS					
P	LTR	DESCRIPTION	DATE	DWN	APVD
	-	SEE SHEET 1	-	-	-

COMPATABILITY CHART				
MATERIAL DASH NO.	MATERIAL DESCRIPTION	RT SPEC	COATING SLASH NO.	COATING S NO.
-3	Polyolefin, Semi-rigid	RT-301	/42;/86;/180	S1017;S1048;S1030
-4	Polyolefin, Flexible	RT-1304	/42;/86;/180	S1017;S1048;S1030
-12	Fluoroelastomer, Flexible	RT-1312	N/A	N/A
-25	Elastomer, Fluid Resistant	RW-2070	/42;/86;/225	S1017;S1048;S1206
-100	Polyolefin, Simi-Flexible ZEROHAL	RW-2082	/86;/180	S1048;S1030

ORDERING INFORMATION



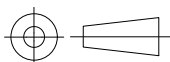
NOTES

- Dimensions appearing in table are as follows:
 - a - As Supplied
 - b - After Unrestricted Recovery
- Coating is optional. As supplied dimensions appearing in table are for uncoated parts. When coating is added, entry diameters will be reduced by 1.5mm[.06] max.
- Molding ports are optional. When -00 modification number is specified molding ports will be located as shown. On size 322A112 the vent port will be eliminated.

THIS DRAWING IS UNPUBLISHED. ALL RIGHTS RESERVED.

COPYRIGHT - TE Connectivity Ltd.

DIMENSIONS: mm [INCHES]	DWN PRAVEEN N T 29JAN2019	MATERIAL -	FINISH -
	CHK N NAGAR 29JAN2019	TE Connectivity Ltd.	
TOLERANCES UNLESS OTHERWISE SPECIFIED:	APVD M TAYLOR 29JAN2019		
0 PLC ± -	PRODUCT SPEC -	SIZE A4	CAGE CODE 00779
1 PLC ± -	APPLICATION SPEC -	DRAWING NO G-322A112-XX-0THRU158-XX-0	RESTRICTED TO -
2 PLC ± -		WEIGHT -	SCALE DNS
3 PLC ± -	CUSTOMER DRAWING		REV T
4 PLC ± -			
ANGLES ± -			



X-ON Electronics

Largest Supplier of Electrical and Electronic Components

Click to view similar products for [Heat Shrink Cable Boots & End Caps](#) category:

Click to view products by [TE Connectivity](#) manufacturer:

Other Similar products are found below :

[577159N001](#) [645494-000](#) [CX4132-000](#) [687025-000](#) [705331-000](#) [718446-000](#) [725666N001](#) [729257-000](#) [F27131-000](#) [F85868-000](#) [770-003S106W2](#) [770-013210W1](#) [770-013311](#) [770-013312](#) [806542N001](#) [807507-000](#) [808362-000](#) [808618-000](#) [809125-000](#) [809130-000](#) [809218-000](#) [812014-000](#) [812047-000](#) [813166-000](#) [813767N002](#) [814741-000](#) [819117N001](#) [823026-000](#) [823070-000](#) [841189N001](#) [861471-000](#) [866647-000](#) [879515-000](#) [937577-000](#) [957073-000](#) [982033-2](#) [A77813-000](#) [R280576000](#) [D96192-000](#) [163549-000](#) [EN3BOOTLKIT](#) [MTPSRBCL-C](#) [1954015-1](#) [200W531-3-0](#) [202A163-4-0-CS5067](#) [202A343-3-00-0](#) [202B221-13-0](#) [202B231-13-0](#) [202B563-25-07-0](#) [202C241-13-0](#)