

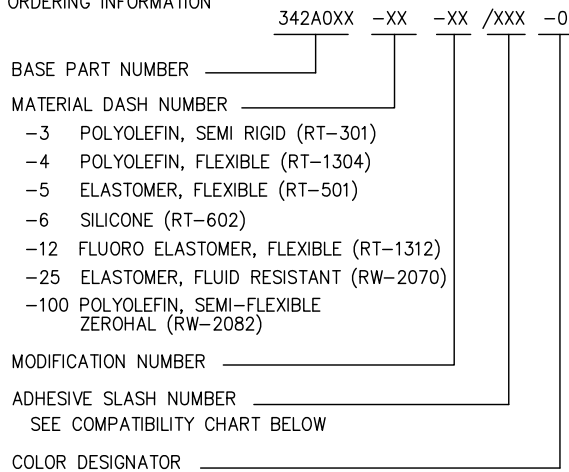
NOTES:

- ALL DIMENSIONS ARE IN  $\frac{\text{INCHES}}{\text{MILLIMETERS}}$
- DIMENSIONS APPEARING IN TABLE ARE AS FOLLOWS:
  - AS SUPPLIED
  - AFTER UNRESTRICTED RECOVERY

3. COATING (ADHESIVE) IS OPTIONAL. AS SUPPLIED DIMENSIONS APPEARING IN TABLE ARE FOR UNCOATED PARTS. WHEN COATING IS ADDED, ENTRY DIAMETER WILL BE REDUCED BY .06 [1.5] MAX. COATING DIMENSIONS CH & CJ WILL BE .50 [12.7] MIN AND CK WILL BE .12 [3.0] MIN.

4. MOLDING PORTS ARE OPTIONAL. WHEN -00 MODIFICATION NUMBER IS SPECIFIED, MOLDING PORTS WILL BE LOCATED AS SHOWN.

5. ORDERING INFORMATION



REVISIONS		
LTR	DESCRIPTION	DATE
N	REVISED PER ECO-13-011740	7/11/13

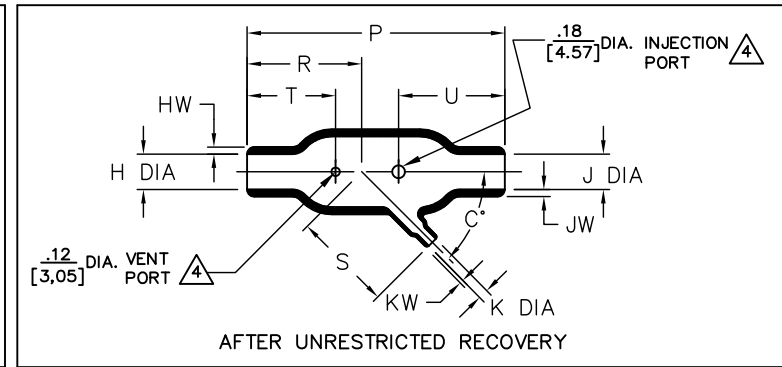
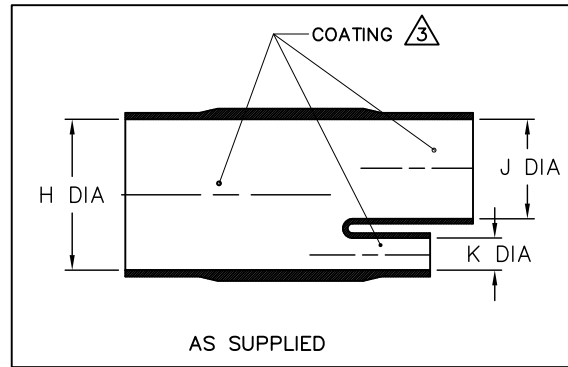


TABLE OF DIMENSIONS

PART DESCRIPTION	H & J		K		P	R	S	T	U	HW & JW	KW	C°	WEIGHT
	MIN	MAX	MIN	MAX	±10%	±10%	±10%	±10%	±10%	±20%	±20%	±5°	REF
	a	b	a	b	b	b	b	b	b	b	b	b	b
342A012	.52 [13,2]	.27 [6,9]	.26 [6,6]	.14 [3,6]	1.94 [49,3]	.90 [22,9]	.92 [23,4]	.77 [19,6]	.77 [19,6]	.06 [1,52]	.04 [1,02]	45°	.006 [2,72]
342A024	1.06 [26,9]	.50 [12,7]	.26 [6,6]	.14 [3,6]	3.64 [92,5]	1.62 [41,1]	1.41 [35,8]	1.25 [31,8]	1.56 [39,6]	.10 [2,54]	.04 [1,02]	45°	.036 [16,33]
342A034	1.06 [26,9]	.54 [13,7]	.52 [13,2]	.24 [6,1]	5.70 [144,8]	2.75 [69,9]	2.11 [53,6]	2.00 [50,8]	2.00 [50,8]	.10 [2,54]	.06 [1,52]	45°	.055 [24,95]
342A048	2.19 [55,6]	1.06 [26,9]	.52 [13,2]	.27 [6,9]	7.28 [184,9]	3.28 [83,3]	2.83 [71,9]	2.50 [63,5]	2.50 [63,5]	.18 [4,57]	.06 [1,52]	45°	.274 [124,28]
342A058	2.19 [55,6]	1.06 [26,9]	1.06 [26,9]	.54 [13,7]	8.01 [203,5]	3.76 [95,5]	3.66 [93,0]	2.60 [66,0]	2.60 [66,0]	.18 [4,57]	.10 [2,54]	45°	.328 [148,78]

COMPATIBILITY CHART

MATERIAL DASH NO.	ADHESIVE (COATING) SLASH NUMBER	ADHESIVE (COATING) S NUMBER
-3	/42; /86; /180	S-1017; S-1048; S-1030
-4	/42; /86;	S-1017; S-1048;
-5	/42;	S-1017;
-6	N/A	N/A
-12	N/A	N/A
-25	/42; /86; /225	S-1017; S-1048; S-1206
-100	/86; /180	S-1048; S-1030

IF THIS DOCUMENT IS PRINTED IT BECOMES UNCONTROLLED. CHECK FOR THE LATEST REVISION.

Raychem Molded Parts  
CUSTOMER DRAWING

UNLESS OTHERWISE SPECIFIED DIMENSIONS ARE INCHES. METRIC DIMENSIONS ARE IN BRACKETS.  
DECIMAL TOLERANCES  
.XXX ± 0.005 [0.13 mm]  
.XX ± 0.01 [0.25 mm]  
.X ± 0.1 [0.50 mm]  
ANGLE TOLERANCE  
.X ± 1 DEG.

DRAWN  
UNGUYEN  
APPROVED  
DHURRELL



TE Connectivity

TITLE  
TRANSITION, 45DEG  
SIZE B CODE IDENT. NO. 06090 DWG. NO. 342A012thru058

TE CONNECTIVITY RESERVES THE RIGHT TO AMEND THIS DRAWING AT ANY TIME. USERS SHOULD EVALUATE THE SUITABILITY OF THE PRODUCT FOR THEIR APPLICATION.



## X-ON Electronics

Largest Supplier of Electrical and Electronic Components

*Click to view similar products for [Heat Shrink Cable Boots & End Caps](#) category:*

*Click to view products by [TE Connectivity](#) manufacturer:*

Other Similar products are found below :

[577159N001](#) [645494-000](#) [CX4132-000](#) [687025-000](#) [705331-000](#) [718446-000](#) [725666N001](#) [729257-000](#) [F27131-000](#) [F85868-000](#) [770-003S106W2](#) [770-013210W1](#) [770-013311](#) [770-013312](#) [806542N001](#) [807507-000](#) [808362-000](#) [808618-000](#) [809125-000](#) [809130-000](#) [809218-000](#) [812014-000](#) [812047-000](#) [813166-000](#) [813767N002](#) [814741-000](#) [819117N001](#) [823026-000](#) [823070-000](#) [841189N001](#) [861471-000](#) [866647-000](#) [879515-000](#) [937577-000](#) [957073-000](#) [982033-2](#) [A77813-000](#) [R280576000](#) [D96192-000](#) [163549-000](#) [EN3BOOTLKIT](#) [MTPSRBCL-C](#) [1954015-1](#) [200W531-3-0](#) [202A163-4-0-CS5067](#) [202A343-3-00-0](#) [202B221-13-0](#) [202B231-13-0](#) [202B563-25-07-0](#) [202C241-13-0](#)