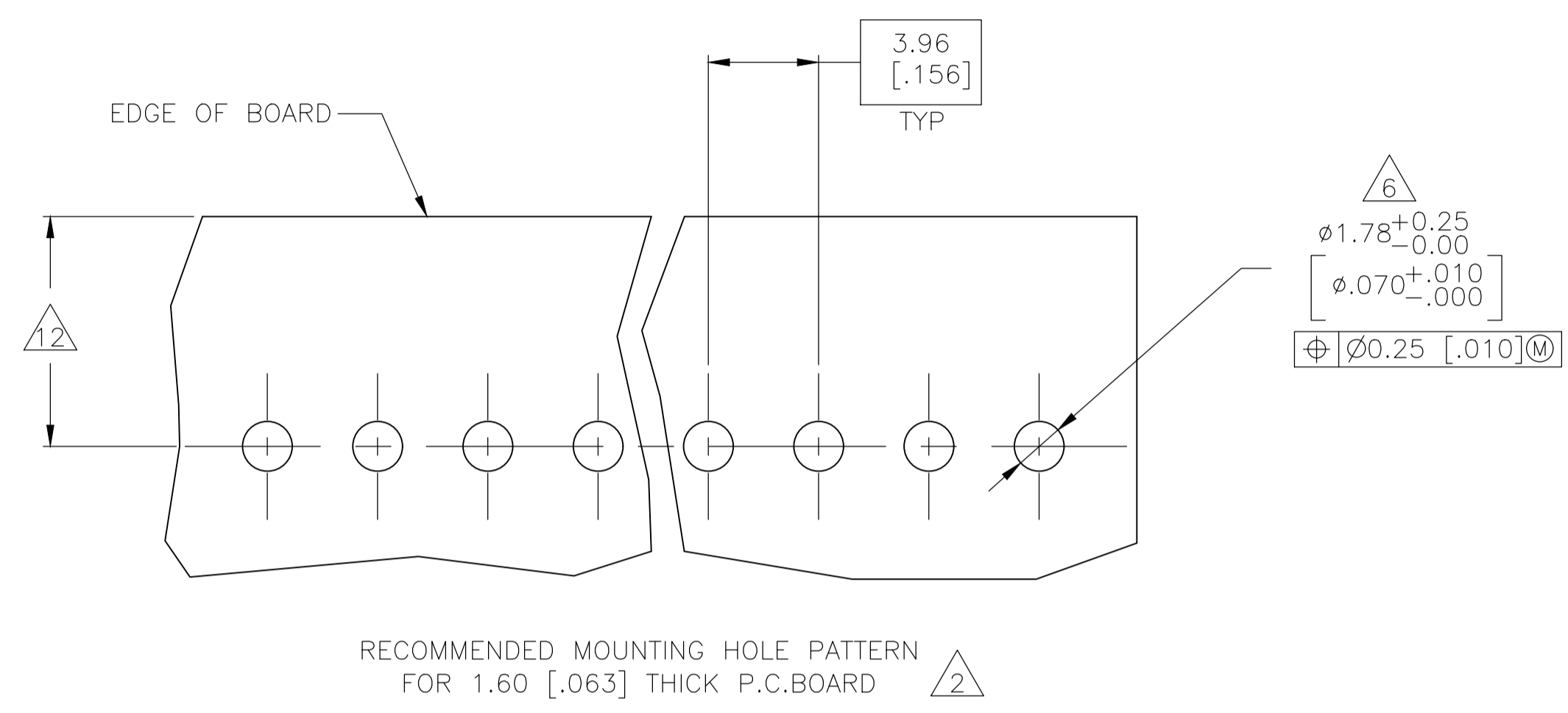
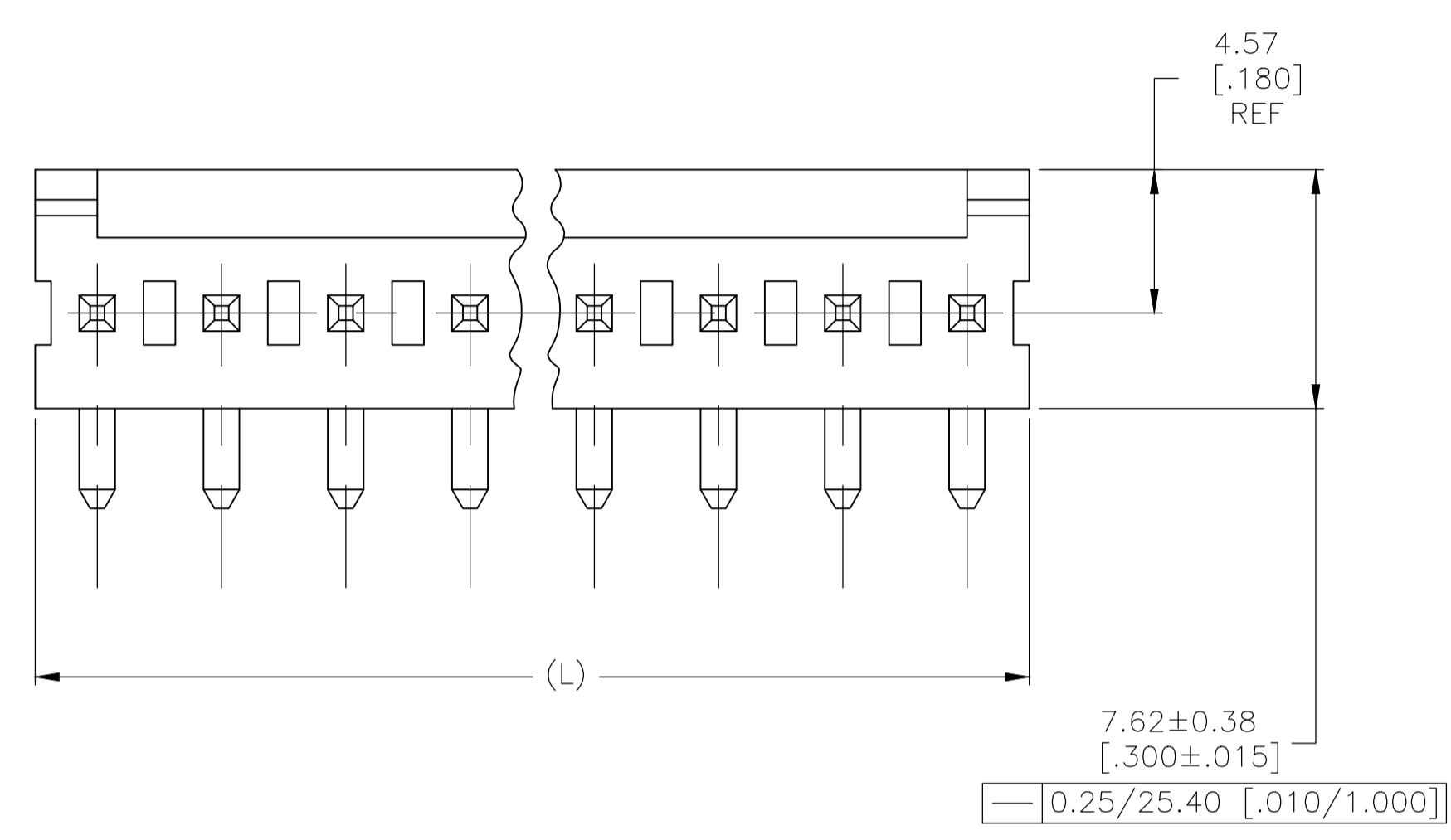
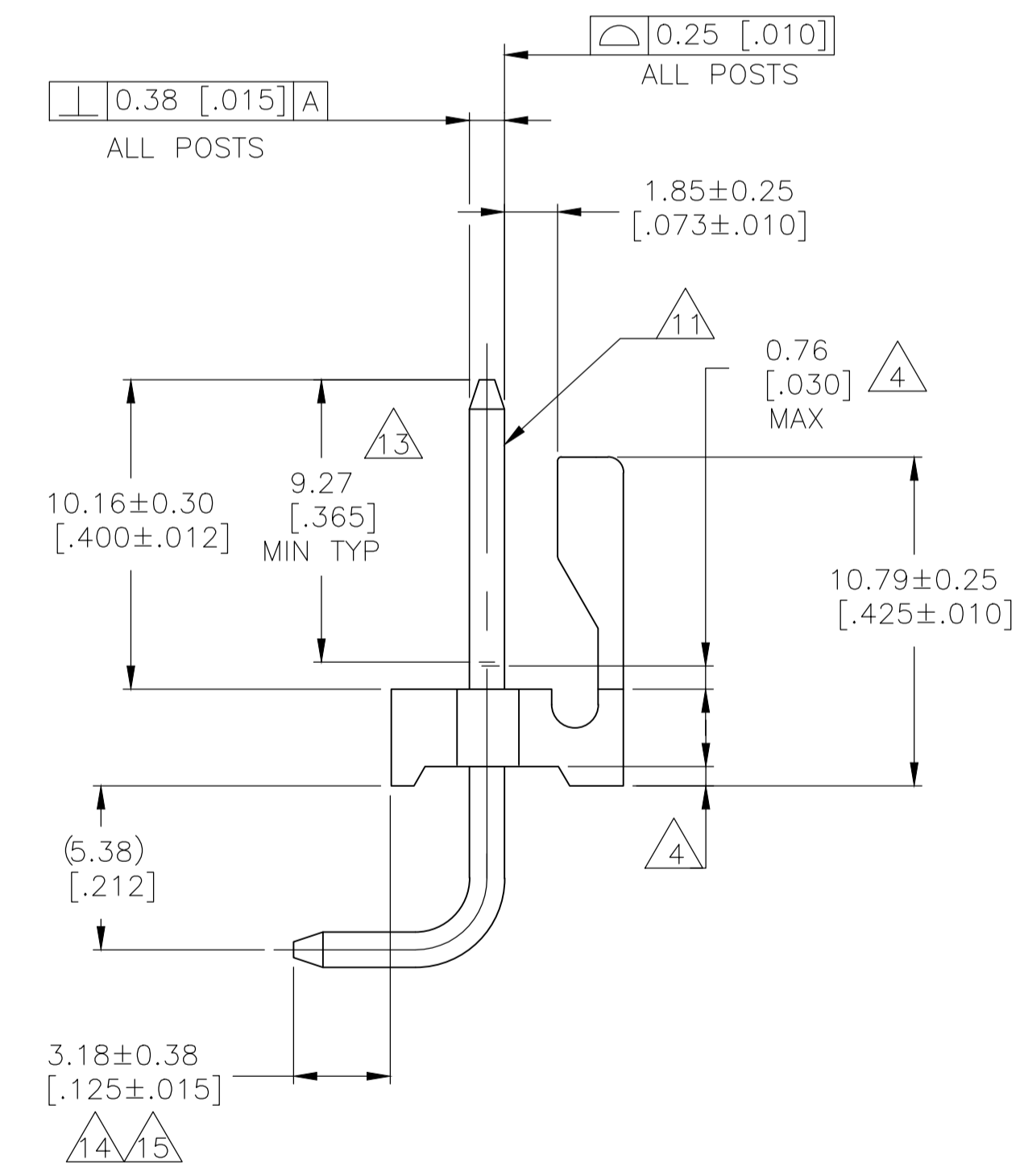
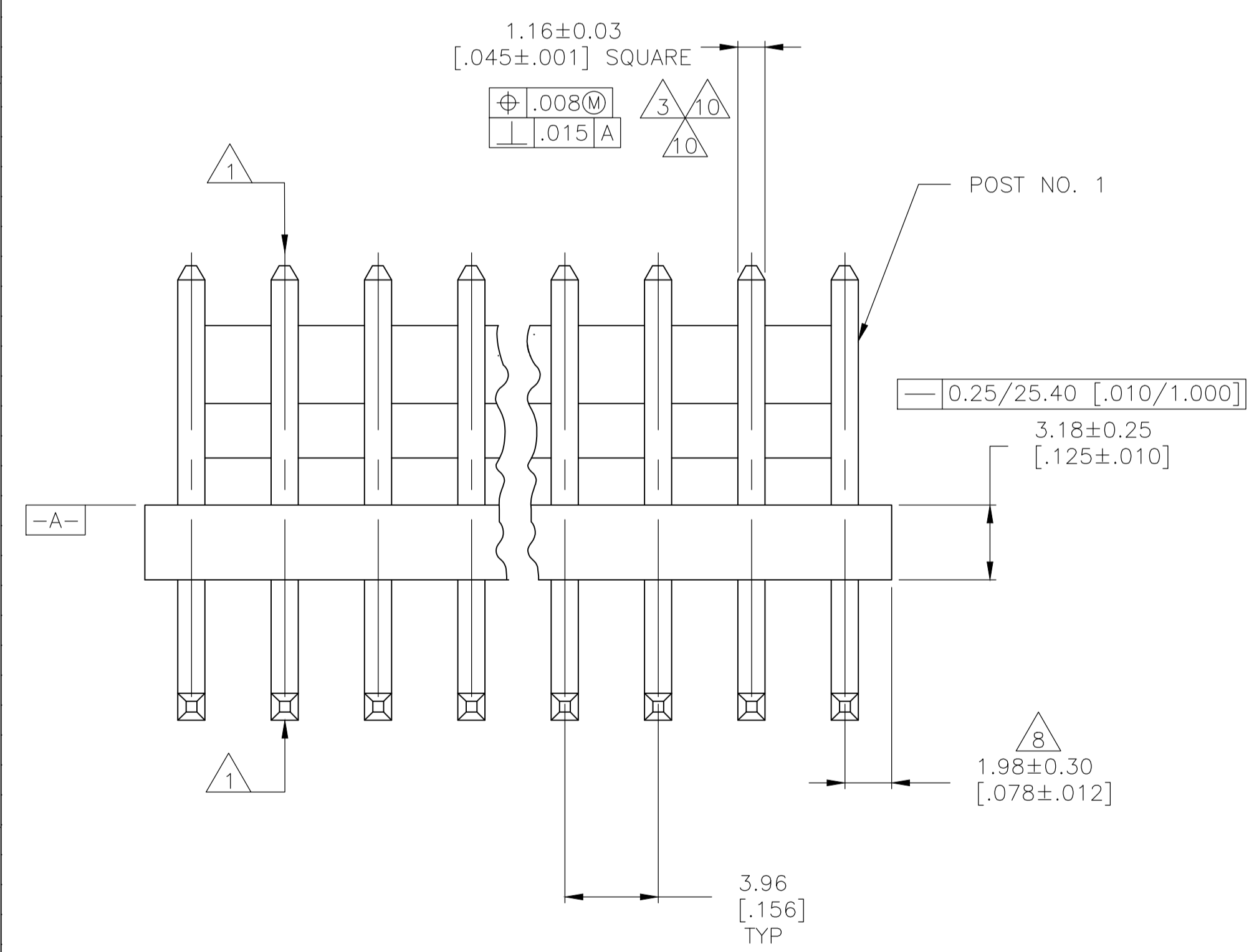


REVISIONS				
P	LTR	DESCRIPTION	DATE	APPD
AE1	REVISED PER ECO-19-012191		07AUG2019	RS SW



- 1 POST TO WITHSTAND 13 NEWTONS (3LBS.) MINIMUM AXIAL FORCE IN BOTH DIRECTIONS SHOWN WITHOUT DISLODGING.
- 2 TOLERANCES APPLY TO SOLDER SIDE OF BOARD.
- 3 MEASURED AT SURFACE -A-
- 4 PLASTIC FLASH PERMITTED IN THIS AREA.
- 5 PARTS COMPLY WITH AMP SOLDERABILITY SPEC. NO. 109-11-2.
- 6 ONE HOLE MAY BE UNDERSIZED 1.65-1.52 [.065-.060] DIA. FOR ASSEMBLY RETENTION DURING WAVE SOLDERING.
- 7 MATERIAL: HEADER-THERMOPLASTIC POLYESTER
GLASS-FILLED 94V-0 (NATURAL)
POST-COPPER ALLOY (SEE NOTES 13 & 14 FOR PLATING)
- 8 COORDINATE DIMENSION APPLIES FROM CENTER OF ACTUAL FEATURE.
- 9 PLASTIC BURRS CAUSED BY CUT-OFF TOOLING ARE PERMITTED WITHIN THE MAXIMUM TOLERANCE ENVELOPE.
- 10 POST TO BE MEASURED WHEN STRIP IS HELD FLAT.
- 11 POST MUST WITHSTAND TWO 90° BENDS AGAINST EXTRUSION WITHOUT BREAKING.
- 12 DIMENSION SHOULD BE 8.25-10.16 [.325-.400] WHEN MATING WITH A MTA 156 CONNECTOR ASSEMBLY OR 8.25-10.16 [.325-.345] WHEN MATING WITH A SL-156 CONNECTOR ASSEMBLY.
- 13 PLATING: GOLD PLATE AREA, 0.00076 [.000030] GOLD OR 0.00008 [.000003] MIN GOLD FLASH OVER 0.00068 [.000027] PALLADIUM NICKEL, PER TE CONNECTIVITY'S DISCRETION, ALL SIDES, OVER NICKEL UNDERPLATE, 0.00127 [.000050] MIN, ALL SIDES AND ENTIRE LENGTH OF POST.
- 14 BRIGHT TIN/LEAD (93/7) PLATE AREA, 0.00381-0.0089 [.000150-.000350] THICK, ALL FOUR SIDES, 3.18 [.125] MINIMUM.
- 15 MATTE TIN PLATE AREA, [0.00381-0.0089] [.000150-.000350] THICK, ALL FOUR SIDES, 3.18 [.125] MINIMUM.
- 16 OBSOLETE PARTS: OBSOLETE CIS STREAMLINING PER D.RENAUD/D.SINISI



FINISH	MM	[IN]	NO. OF POSN	PART NUMBER
13/15	95.10	3.744	24	5-641210-4
13/15	91.14	3.588	23	5-641210-3
13/15	87.17	3.432	22	5-641210-2
13/15	83.21	3.276	21	5-641210-1
13/15	79.25	3.120	20	5-641210-0
13/15	75.29	2.964	19	4-641210-9
13/15	71.32	2.808	18	4-641210-8
13/15	67.36	2.652	17	4-641210-7
13/15	63.40	2.496	16	4-641210-6
13/15	59.44	2.340	15	4-641210-5
13/15	55.47	2.184	14	4-641210-4
13/15	51.51	2.028	13	4-641210-3
13/15	47.55	1.872	12	4-641210-2
13/15	43.59	1.716	11	4-641210-1
13/15	39.62	1.560	10	4-641210-0
13/15	35.66	1.404	9	3-641210-9
13/15	31.70	1.248	8	3-641210-8
13/15	27.74	1.092	7	3-641210-7
13/15	23.77	.936	6	3-641210-6
13/15	19.81	.780	5	3-641210-5
13/15	15.85	.624	4	3-641210-4
13/15	11.89	.468	3	3-641210-3
13/15	7.92	.312	2	3-641210-2

FINISH	MM	[IN]	NO. OF POSN	PART NUMBER
13/14	95.10	3.744	24	2-641210-4
13/14	91.14	3.588	23	2-641210-3
13/14	87.17	3.432	22	2-641210-2
13/14	83.21	3.276	21	2-641210-1
13/14	79.25	3.120	20	2-641210-0
13/14	75.29	2.964	19	1-641210-9
13/14	71.32	2.808	18	1-641210-8
13/14	67.36	2.652	17	1-641210-7
13/14	63.40	2.496	16	1-641210-6
13/14	59.44	2.340	15	1-641210-5
13/14	55.47	2.184	14	1-641210-4
13/14	51.51	2.028	13	1-641210-3
13/14	47.55	1.872	12	1-641210-2
13/14	43.59	1.716	11	1-641210-1
13/14	39.62	1.560	10	1-641210-0
13/14	35.66	1.404	9	641210-9
13/14	31.70	1.248	8	641210-8
13/14	27.74	1.092	7	641210-7
13/14	23.77	.936	6	641210-6
13/14	19.81	.780	5	641210-5
13/14	15.85	.624	4	641210-4
13/14	11.89	.468	3	641210-3
13/14	7.92	.312	2	641210-2

METRIC

THIS DRAWING IS A CONTROLLED DOCUMENT.

DIMENSIONS: mm [INCHES]

TOLERANCES UNLESS OTHERWISE SPECIFIED:

0. PLC	± .005
1. PLC	± .005
2. PLC	± .005
3. PLC	± .005
4. PLC	± .005
ANGLES	± .005

MATERIAL: 7 FINISH: 1

STE TE Connectivity

MTA--156 HDR ASBLY, FRICTION LOCK, R ANGLE, FRONT BEND .045 SQ POST, .000030 Au

SIZE: A1 CAGE CODE: 00779 DRAWING NO: 641210 WEIGHT: 0.000000

CUSTOMER DRAWING SCALE: 5:1 SHEET: 1 OF 1 REV: AE1

X-ON Electronics

Largest Supplier of Electrical and Electronic Components

Click to view similar products for [Headers & Wire Housings](#) category:

Click to view products by [TE Connectivity](#) manufacturer:

Other Similar products are found below :

[892-18-020-10-001101](#) [58102-G61-06LF](#) [582553-1](#) [0009485154](#) [009176003701906](#) [0050291907](#) [LY20-4P-DT1-P1E-BR](#) [02.125.8002.8](#)
[609-3404](#) [61062-3](#) [61082-181009](#) [622-3653LF](#) [63453-116](#) [636-1030](#) [636-1427](#) [636-3427](#) [636-4007](#) [641938-9](#) [641991-4](#) [644827-2](#) [65817-010LF](#) [65817-015LF](#) [65863-015LF](#) [66207-023LF](#) [67095-007LF](#) [67601157](#) [68645-018](#) [68648-049](#) [70.362.1628.0](#) [70-4210](#) [70-4226B](#) [70-4853B](#) [707-5020](#) [707-5028](#) [71.350.2428.0](#) [71918-208LF](#) [71961-016LF](#) [733-134](#) [733-162](#) [754199-000](#) [760-3052](#) [787-8014-00](#) [79531-3000](#)
[FCN-360C032-B](#) [FCN-367T-T012/H](#) [FCN-723D010/2](#) [80.063.4001.1](#) [800-90-001-10-001000](#) [800-90-010-10-002000](#) [801-43-002-10-013000](#)